

# SHIPPING DRY ICE

## Introduction

Many perishable items, such as medical shipments or non-hazardous chemicals are shipped with dry ice as a refrigerant. As long as the dry ice is not chilling a dangerous good (as defined by the U.S. Department of Transportation and the International Air Transport Association), the procedures for shipping are straightforward and easy. Neither shipper's declaration form nor dangerous goods charges are required (However, dry ice surcharge will be applied).

## Before You Prepare Your Shipment

When shipping internationally, call your local FedEx customer service number to check commodity acceptability by service in combination with the destination city/postal code/country. FedEx does not offer replenishment of dry ice during transportation so the sender should include enough dry ice to last until the package has reached its destination.

## How to Prepare Dry Ice Shipment

### 1. Package

- Dry ice releases carbon dioxide gas which can build up enough pressure to rupture the packaging. You must ensure the packaging you use allows the release of this pressure to prevent rupturing the package. For example, do not use steel drums or jerricans as outer packaging, and do not place dry ice within sealed plastic bags.
- Use good quality fiberboard (corrugated cardboard), plastic or wooden boxes. FedEx branded packaging may not be used.
- A layer of Styrofoam within a box works well as insulation. Ensure the Styrofoam IS NOT sealed to be airtight.
- The maximum amount of dry ice per package is 200kg.

### 2. Label \*Please refer to the attached sample

A Class 9 label is required. Do NOT write inside the diamond border of the label.

\*Class 9 labels (and FedEx Express Dry Ice labels) with or without the horizontal line are both allowed.

You can use attached Class 9 label sample but DO NOT print it in reduced size.

Minimum dimensions: 100X100mm, Symbol (Seven vertical stripes in upper half): Black, Background: White

### 3. Marking \*Please refer to the attached sample

The following package markings are required (This information can be marked on the package itself with a magic marker or pen):

1. Dry Ice (or Carbon Dioxide Solid)
2. UN 1845
3. The net quantity of dry ice in the package or overpack, in kilograms (1kg=2lb).
4. The name and address of both the sender and recipient.

### 4. Points to note when preparing Air Waybill

If dry ice is used as a refrigerant for non-dangerous goods, you may use the FedEx Ship Manager online shipping tool. The procedure for creating an air waybill is the same as for regular shipments, but please note the following.

① **Package details**

PACKAGING: Your Packaging

☐ Purchase a higher limit of liability from FedEx

☒ Add non-standard packaging, dry ice or lithium batteries

NO. OF PACKAGES *	WEIGHT PER PACKAGE *	DIMENSIONS L x W x H
1	11 kg	40 x 30 x 30 cm

④ ☒ Dry ice

⑤ DRY ICE WEIGHT PER PACKAGE: 10 kg

☐ Lithium batteries

☐ Non-standard packaging

+ ADD ANOTHER PACKAGE

SAVE AS FAVORITE

① Select "Your Packaging" for the type of packaging.

\*FedEx branded packaging may not be used to ship dry ice shipment




② Check "Add non-standard packaging, dry ice or lithium batteries".

③ For "Weight per package," enter the total weight of dry ice and items in the package.

④ Check "Dry ice."

⑤ Enter the net quantity of dry ice in the package, in kilograms(kg)

## Air Waybill Sample

[ Page 1 ]		[ Page 2 ]	
<b>ORIGIN ID CTST8</b> 03987654320 <b>TARO YAMADA</b> <b>ABC&amp;D ASSOCIATES</b> <b>100-100 MARUNOUCHI 1-CHOME</b> <b>CHIYODA-KU TOKYO, 1000005</b> <b>JP</b>	<b>SHIP DATE:</b> 20JUL23 <b>ACTWGT:</b> 11.00 KG <b>CAD:</b> 2536571/INET4535 <b>DIMS:</b> 40x30x30 CM <b>DRY ICE:</b> 10.00 KG <b>BILL SENDER</b>	<b>ORIGIN ID CTST8</b> 03987654320 <b>TARO YAMADA</b> <b>ABC&amp;D ASSOCIATES</b> <b>100-100 MARUNOUCHI 1-CHOME</b> <b>CHIYODA-KU TOKYO, 1000005</b> <b>JP</b>	<b>SHIP DATE:</b> 20JUL23 <b>ACTWGT:</b> 11.00 KG <b>CAD:</b> 2536571/INET4535 <b>DIMS:</b> 40x30x30 CM <b>BILL SENDER</b> <b>ENNVAT:</b>
<b>TO MR JOHN SMITH</b> <b>XYZ LABORATORIES</b> <b>1234 ANY STREET</b>  <b>IRVING GA 30309</b> <b>(123) 456-7890</b> <b>INV:</b> REF: DEPT:		<b>TO MR JOHN SMITH</b> <b>XYZ LABORATORIES</b> <b>1234 ANY STREET</b>  <b>IRVING, GA 30309</b> <b>US</b>  <b>(123) 456-7890</b> <b>FedEx Express</b> <b>(US)</b> <b>AWB</b> <b>NG QFEA</b> <b>ICE</b> <b>PKG: YOUR PKG</b> <b>Shipment with 'Dry Ice' selected in FedEx Ship Manager</b>	
			
<b>4:30P</b> <b>IP EOD</b> <b>30309</b> <b>GA-US</b> <b>ATL</b>		<b>4:30P</b> <b>IP EOD</b> <b>30309</b> <b>GA-US</b> <b>ATL</b>	
<b>TRK#</b> 7727 4538 6110 <b>0430</b> <b>NG QFEA</b>		<b>TRK#</b> 7727 4538 6110 <b>Form</b> 0430 <b>4:30P</b> <b>IP EOD</b> <b>REF:</b> <b>DESC1:</b> HUMAN SERUM, NOT RESTRICTED(NON INFECTIOUS LABORATORY USE O <b>DESC2:</b> <b>DESC3:</b> Dry Ice, UN1845 1x10.00KG <b>DESC4:</b>	
		<b>CTRY/TERR MFR:</b> JP <b>CARRIAGE VALUE:</b> <b>CUSTOMS VALUE:</b> 1000.00 JYE <b>SIGN:</b> TARO YAMADA <b>T/C:</b> S 123456789 <b>D/T:</b> R	

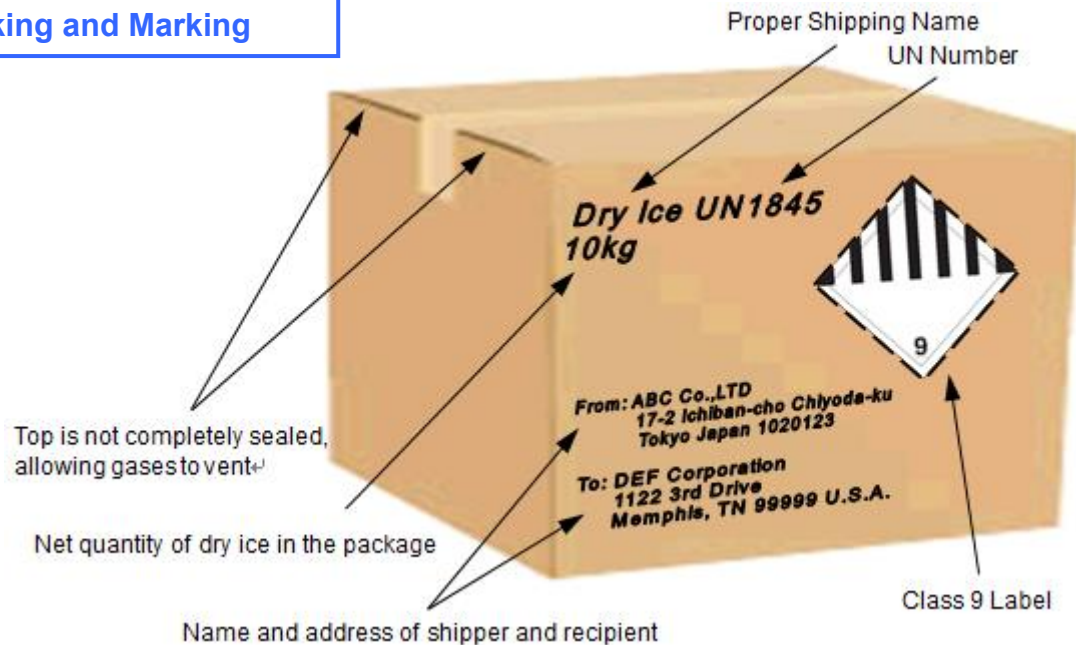
### 5. Helpful Resources

- When shipping dry ice, the shipment must be prepared by a person who have acquired a valid IATA Dangerous Goods certificate. For further information, please refer to the link below:  
<https://www.iata.org/en/training/subject-areas/dangerous-goods-regulations-courses/>
- If you have questions about the requirements for your dry ice shipment, call our Customer Service team at 0120-003200.

#### DISCLAIMER:

Proper training is required under federal, state and/or international regulations to handle, ship, package or transport dangerous goods and/or hazardous materials. FedEx Express provides materials and advice as a courtesy, to be used as guidelines to assist properly trained shippers. The information provided by FedEx Express in no way alters, satisfies or influences any federal, state or international governmental requirements. The information provided does not meet the training requirements as required by regulations, including DOT 49 C.F.R. The study and/or use of this information does not qualify an individual to prepare, package, transport or otherwise handle dangerous goods or hazardous materials. The information contained in this document is subject to change or update due to changing government regulations. The user of this information assumes responsibility for complying with all applicable laws and regulations regarding the shipment of Dangerous Goods. FedEx Express shall not be held responsible for any loss, injury and/or damage caused by errors, omissions, misprints or misrepresentations of the contents of this document or for any unauthorized or inappropriate use.

## Packing and Marking



Additional marking as "Exempt human specimen" is required for patient specimens for which there is minimal likelihood that pathogens are present. To view detailed packaging guideline for clinical samples, please refer to the following site:  
<https://www.fedex.com/content/dam/fedex/apac-asia-pacific/downloads/fedex-how-to-pack.pdf>

## Class 9 Label Example

Minimum dimensions : 100X100mm

Symbol (Seven vertical stripes in upper half): Black, Background: White

The label below can be printed and affixed to the package. DO NOT print in reduced size.

