

Packaging Tips for Holiday Shipping Success




From choosing the right box to proper packing and labeling, follow these steps to help ensure your holiday shipments arrive just as you intended, to the right place, at the right time.

1 Box it right.

Proper packaging starts with box selection. Choose a box that is:

- Appropriate for the size and weight of your item(s). Use a double-walled box for heavier items.
- Free from holes, tears, or corner dents. Remove old address labels.

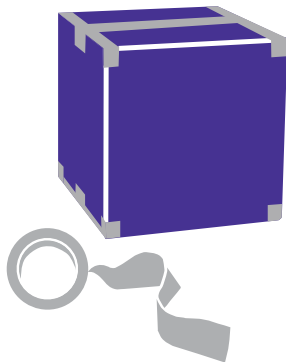


Place smaller packages in a larger outer box. For FedEx Express® shipments smaller than 7" x 4" x 2", use a FedEx Express packaging option.

4 Seal all around.

Tape all the flaps and seams on your package on both the top and bottom using the H taping method. Acceptable tapes include:

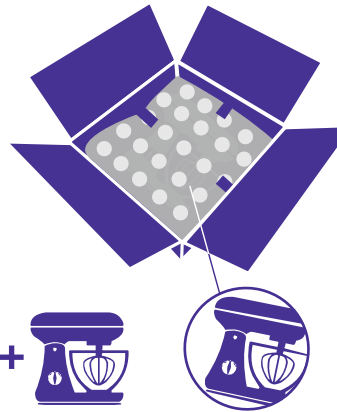
- Pressure-sensitive plastic tape.
- Water-activated paper tape (minimum 60-lb. grade).
- Water-activated reinforced tape, at least 2" wide.



2 Pack it tight.

Secure your items in the box to prevent shifting or breakage.


- Wrap and tape the item's sharp edges or protrusions.
- Bundle printed material together.
- Use plenty of shock-absorbing packing material.



5 Label in sight.

To help your outer label stay in place:

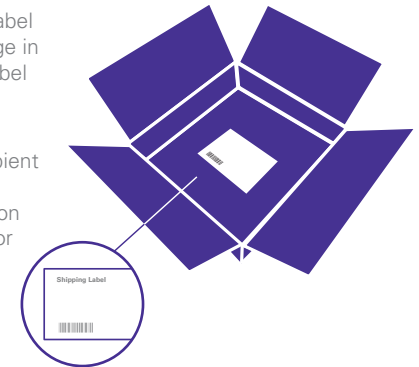
- Apply it to the largest surface, running your hand over the label to secure it.
- For the FedEx pouch, follow the tips and illustrations to ensure proper closure.
- Avoid placing labels near corners, edges, or seams.
- Use tie-on tags on transit cases (including tradeshow display cases), golf bags, skis, and luggage.



3 Add a label inside.

Missing outer labels are a primary cause of delivery failure — the last thing you need during the holidays. For an extra measure of protection:

- Place a second label inside the package in case the outer label goes missing.
- Or include the shipper and recipient addresses and phone numbers on a business card or letterhead.



We've packed our packaging site full of information.

Download our How to Pack brochures; watch our pro packing videos; connect with our pros for testing and design services, and label adhesion standards; and check out all of our packaging options at [fedex.com/packaging](https://www.fedex.com/packaging).

Let our pros pack it for you.

Let a team member at your local FedEx Office pack and ship it for you. Prices start at only \$4.99. Find a location now at [fedex.com/locate](https://www.fedex.com/locate).

Check out our 2016 holiday site.

The gift-shipping season is just around the corner. You'll find all the details on our schedule, last days to ship, money-back guarantee, FAQs, and more at [fedex.com/us/holiday](https://www.fedex.com/us/holiday).