



FedEx Ship Manager® Server 20.00 family



# Developer Guide Supplement

# Legal and Copyright Notices

## Confidential and Proprietary

The information contained in this guide is confidential and proprietary to FedEx Corporate Services, Inc., and its affiliates (collectively “FedEx”). No part of this guide may be distributed or disclosed in any form to any third party without the written permission of FedEx. This guide is provided to you and its use is subject to the terms and conditions of the FedEx Automation Agreement. The information in this document may be changed at any time without notice. Any conflict between this guide, the FedEx Automation Agreement and the *FedEx Service Guide* will be governed by the FedEx Automation Agreement and the *FedEx Service Guide*, in that order.

© 2025–2026 FedEx. FedEx and the FedEx logo are registered service marks. All rights reserved.

## Payment

You must remit payment in accordance with the *FedEx Service Guide*, tariff, service agreement or other terms or instructions provided to you by FedEx from time to time. You may not withhold payment on any shipments because of equipment failure or for the failure of FedEx to repair or replace any equipment.

## Inaccurate Invoices

If you generate an inaccurate invoice, FedEx may bill or refund to you the difference according to the *FedEx Service Guide*, tariff service agreement or other terms or instructions provided to you by FedEx from time to time. A request for a refund on a FedEx shipment must be made in accordance with the applicable Service Guide or terms or instructions provided by FedEx from time to time. A shipment given to FedEx with incorrect information is not eligible for a refund under any FedEx money-back guarantee. FedEx may suspend any applicable money-back guarantee in the event of equipment failure or if it becomes inoperative.

## Disclaimer

All Improper Transaction scenarios are for example only. They do not reflect all error condition scenarios.

# About This Document

The *FedEx Ship Manager® Server Developer Guide Supplement* provides technical information about features in this release. It contains descriptions of new features, transactions and transaction fields that make up the new functionality and enhancements included in the software since the v 20.0.1 release.

This document is *not* intended for use as a coding reference or as a detailed technical specification of the new features. Details for all the features described in this document are included in the *FedEx Ship Manager® Server Transaction Coding Reference Guide* and the *FedEx Ship Manager® Server Developer Guide*.

*Note: This document lists the data elements for this release of the FedEx Ship Manager® Server.*

## Audience

This document is intended for the following audiences.

- Shipper managers, users, or developers interested in obtaining FedEx Ship Manager® Server.
- Customer managers, users, or developers using FedEx Ship Manager® Server for the first time.
- Customer managers, users, or developers already using FedEx Ship Manager® Server wanting to learn about the new and enhanced features in this release.
- Managers, users, or developers of third-party development organizations.

## Conventions

This guide uses the following conventions in the text.

Indicator	Description
Courier New	Sample transaction code is formatted in Courier New.
<i>Note</i>	Important notices begin with the word “Note.”
<b>Bold</b>	In task instructions, software user interface elements, or information you need to enter in a field or transaction, are formatted in bold.
<i>italics</i>	Names of documents and FSMS transactions are shown in italics. For instance, the <i>020/120 Global Ship Request/Reply</i> .  The first occurrence of a term is italicized followed by a definition. For instance, <i>EEI filing</i> (Electronic Export Information).
purple	Cross-references.



## Resources

- FedEx Service Guide: [FedEx.com/us/service-guide](https://www.fedex.com/us/service-guide)
- FedEx Developer Resource Center: [FedEx.com/developer](https://www.fedex.com/developer)

## Support

Support Type	Access	Prompt	Support Topics	Hours
Web	FedEx.com	NA	NA	NA
FedEx Technical Support	1.877.339.2774	FedEx Ship Manager® Server	FedEx.com FedEx Ship Manager FedEx Web Services More options	Monday to Friday CT 7 a.m. – 9 p.m.  Saturday CT 7 a.m. – 3 p.m.
FedEx Customer Service	1.800.463.3339	In a few words, please say what you are calling about	Schedule a pickup I need shipping rates Track a package Find a FedEx location More options	24 hours a day, 7 days a week
FedEx Dangerous Goods	1.800.463.3339	<i>say dangerous goods or type 81 on phone keypad.</i>  <i>Note: 81 is the IVR option for Dangerous Goods for the support number 1.800.463.3339</i>	Schedule a dangerous goods or HazMat pickup, ship alcohol or firearms, get rates or order supplies Technical Support International Dangerous Goods questions Speak with a Dangerous Goods representative	Monday to Friday CT 7 a.m.- 7 p.m.  Saturday CT 10 a.m.- 2 p.m.

FedEx Ship Manager® Server software is free. Contact a FedEx support representative if you wish to expand your current FSMS installation or want additional information.



If you have questions or need technical assistance:

- United States and Canada: call **1.877.339.2774**.
- Europe: Submit a support request via link: [fedexeurope.my.salesforce-sites.com/premiumCT/](https://fedexeurope.my.salesforce-sites.com/premiumCT/)
- The Indian Subcontinent, the Middle East and Africa: email [meisatechsupport@FedEx.com](mailto:meisatechsupport@FedEx.com)
- Asia-Pacific: email [fdxhelpdesk@FedEx.com](mailto:fdxhelpdesk@FedEx.com)
- Brazil: email [ct-brazil@corp.ds.FedEx.com](mailto:ct-brazil@corp.ds.FedEx.com)
- The rest of Latin America and the Caribbean: [click here](#) for your country's dedicated support phone number.

## FedEx Service Guide

Within this document, you may be asked to refer to the *FedEx Service Guide* for details about FedEx services, packaging, and other information. To view or download the U.S. guide, go to [FedEx.com/us/service-guide](https://FedEx.com/us/service-guide) and click the **'View the FedEx Service Guide PDF'** option in the orange box on the left.

## Table of Contents

<b>Version 20.01 .....</b>	<b>10</b>
FedEx Extra Hours™ Service .....	10
FedEx Ground® 7-Day Delivery .....	11
Return Rates .....	13
Find International Documents .....	14
United States-Mexico-Canada agreement (USMCA/T-MEC/CUSMA) .....	31
Language expansion .....	44
Additional tags .....	48
Address lines enhancement .....	50
Nonstandard Container Flag update .....	63
User Experience enhancements .....	64
Internal Web Services communications .....	75
Special Character support .....	76
Initiative Control Settings updates .....	78
FedEx SmartPost® Delivery Confirmation Numbers .....	82
2D Barcode enhancements .....	84
No Signature Required (NSR) option .....	88
Dry Ice weight update .....	89
Custom Label Generator Utility .....	89
Airway Bill label .....	89
.Net Framework Version 4.8 .....	90
Remap of Regulatory value .....	90
Error codes and error messages .....	90
<b>Version 20.04 .....</b>	<b>94</b>
United States-Mexico-Canada agreement (USMCA/T-MEC/CUSMA) .....	94
FedEx® International Connect Plus .....	101
Additional tags .....	102
User Experience enhancements .....	115
Pre-Installation steps update .....	137
Internal Web Services communications .....	138
Error codes and error messages .....	139
<b>Version 20.05 .....</b>	<b>141</b>
Log4j Security Update .....	141

---

Additional Handling Surcharge Revisions .....	141
Rate Revisions.....	142
Shipment Regulations for Dangerous Goods (DG) .....	143
<b>Version 20.06 .....</b>	<b>144</b>
Additional tags.....	144
FedEx Ground® Economy .....	169
SCNC Field (Standard Carrier Number Code) .....	172
FedEx Ship Manager Server functionality.....	176
Generate FedEx Tracking number .....	176
Ship Manager Console.....	177
Tire Loss and Prevention .....	181
Text Orientation for labels .....	183
Canada Export Declaration Filing .....	185
Express Domestic Shipments.....	186
User Experience enhancements.....	186
Service/Brand name updates and corrections .....	232
Fixes....	233
<b>Version 20.07 .....</b>	<b>234</b>
Label Enhancements and Decouple Logic .....	234
Canada Export Declaration .....	246
FedEx One Rate® .....	248
FedEx Ground Economy SCNC.....	249
FedEx Ground® Economy 1D Barcode.....	249
FedEx International Connect Plus™ .....	251
FedEx International Priority® Express (2A) .....	251
FedEx International Priority® (2P) .....	252
FedEx Regional Economy® .....	253
FedEx Regional Economy® Freight .....	253
DG statement update for Airway Bill.....	255
New Currency type additions .....	256
Shipment updates .....	256
EETT License number implementation.....	256
New look.....	257
Tag Updates and sample transactions.....	259
User Experience Enhancements .....	272

---



---

<b>Version 20.08 .....</b>	<b>289</b>
Express Domestic shipment Enhancements.....	289
FedEx Surround® Monitoring and Intervention (MI) Health Care Indicator (HCID) .....	292
FedEx Surround® Monitoring Invention (MI) Surcharges.....	294
Pro Forma Invoice enhancements – tag 2944 .....	295
C.O.D Service updates .....	297
EOD Report .....	298
New Label print options .....	298
FedEx Ship Manager® Server installation window title updates .....	298
2D Barcode enhancements .....	298
FedEx Express® and FedEx Ground shipment Reports .....	300
Export Accompanying Document (EAD) number for Germany shipment .....	300
International MPS Shipment .....	300
Canada and Mexico shipments.....	301
Surcharge Updates .....	302
Tag updates and Sample transactions.....	307
User Experience Enhancements .....	343
<b>Version 20.09 .....</b>	<b>357</b>
Express Domestic shipment Enhancements.....	357
FedEx DG by Road.....	357
FedEx International Deferred Freight.....	357
Notification of Product Key Expiration .....	357
Initiative Control updates.....	359
System Contact email.....	359
Thermal Label enhancements .....	361
New HCID service option.....	361
Surcharges and Rate Updates .....	361
Tag updates and Sample transactions.....	363
Shipment updates .....	367
User Experience Enhancements .....	369
<b>Corrections .....</b>	<b>376</b>

---

## Latest Features

Follow the links below for the respective feature details.

Version 20.08

[Express Domestic shipments](#)

[FedEx DG by Road](#)

[FedEx International Deferred Freight](#)

[Thermal Label enhancements](#)

[System Contact email](#)

[Notification of Product Key Expiration](#)

[Initiative Control updates](#)

[User Experience Enhancements](#)

[Tag Updates](#)

[Surcharge and Rate Updates](#)

## Version 20.01

### FedEx Extra Hours™ Service

This service caters to customers seeking next-day delivery in local areas with late pickup and next day deliveries covering larger zone delivery options. Fast overnight local delivery.

#### Feature details

- FedEx Extra Hours service is used when you order item(s) late in the day and expect next-day delivery, and the FedEx pickup cutoff window has passed.
- This contract-only service provides FedEx Express late pickups, allowing customers to receive packages the next day within normal commitment times.
- FedEx Extra Hours is available for FedEx First Overnight®, FedEx Priority Overnight®, and FedEx Standard Overnight® shipments.
- All FedEx Extra Hours services are available for pickup with overnight 1-day transit commitment Monday through Saturday. Saturday pickup will have 2-day transit with Monday delivery.

#### Service benefits

- Enables retailers to fulfill evening orders with a FedEx Express next-day local delivery.
- Provides overnight express shipping from stores or distribution centers by offering a later pickup cutoff time.
- Get products from your store or distribution center to your customer's door sooner than competitors with later cutoff times.
- Lowers transportation costs by using your local store inventory to fulfill orders during evening hours. Plus, improves inventory management by using local stores as distribution centers.
- Shipping of ORM-D packages in an express shipment now possible with FedEx Extra Hours.

#### Process to follow

To request FedEx Extra Hours services in 020 transactions, send below values in the field 1274:

- **E1** – Extra Hours Priority Overnight
- **E5** – Extra Hours Standard Overnight
- **E6** – Extra Hours First Overnight

*Note: For ORM-D packages, specify value "O" in the package tag 1900 for a single piece, and in 1900-2, 1900-3, etc. for MPS shipments.*



## Sample transactions for FedEx Extra Hours

**Table 1: FedEx Priority Overnight Extra Hours**

Request	Reply
0,"020"1,"Extra Hour FO+ORMD"4,"SingleShot"5,"Sen derAddressLine"7,"Barboursville" 8,"WV"9,"25504"11,"FedEx"12, "ContactName"13,"RecipientAdd ressLine1"15,"Barboursville"16," WV"17,"25504"18,"123456789"2 3,"1"32, "Tester1"50,"US"69,"5000"74,"U S"75,"KGS"79,"BOOKS"80,"US"11 6,"1"117,"US"119,"xxxxxx" 187,"PNG"498,"413034"1273,"01 "1274,"E1"1670,"100"1900,"O"9 9,""	0,"120"1,"Extra Hour FO+ORMD"10,"xxxxx67xxxx"29,"xxxxx89xxxxxxx"30,"60 HTSA "33,"A2"34,"3309"35,"165"36,"00"37,"3474"60,"3"112,"10"194,"WED"195,"HT S"198,"HTSA "409,"11Sep19"431,"N"498,"413034"526,"0201"542,""552,"xxx33xxxxxxxxx45x xxxx"553,"xxxxxxxx00xxxx"650,"TRK#"651,"0201"652,""653,"60 HTSA "654,""655,""656,"xxxxxxxx897xxxx"657,""658,"WED - 11 SEP 10:30A"659,"EXTRA HRS PRIORITY"660,"LTD"661,"25504"662,"WV- US"663,"HTS"664, "xxxxxxxxxxxxxxxxxxxxxxxx0345xxxxxxxxxxxxx"665,"xxxx098xxxxxxxxxxxx"668,""6 69,""670,""671,"2"1084,"HTSA "1086,""1087,""1090,"USD"1092,"2"1117,"1"1125,"0"1136,"60"1274, "E1"1393,"165"1507,"165"1519,"3309"1520,"165"1525,""1528,"3474"1596,"0" 1597,""1598,"3474"1599,"3474"2399,"0"2854,"3309"2855,"00"2856,"165"285 7,"3474"2858,"165"2860,"00"2873,"USD"2874,""2875,"3474"4028,"USD"4565, "00"4568,"00"7651,"EXTRA HRS PRIORITY"99,""

### Sample shipping label

ORIGIN ID: HTSA	SHIP DATE: 10SEP19 ACTWGT: 1.00 KG CAD: 413034FXRS1901
BARBOURSVILLE WV 25504 UNITED STATES US	BILL SENDER
TO	
BARBOURSVILLE WV 25504	
7625743	REF:
INV	DEPT:
PO:	
 	
LTD- ROAD TRANSPORT ONLY	
TRK# 5587 9717 7895	WED - 11 SEP 10:30A EXTRA HRS PRIORITY
LTD	
25504	
60 HTSA	WV-US HTS
	

## FedEx Ground® 7-Day Delivery

Get flexible residential delivery with FedEx Home Delivery®. Now available to all U.S. locations, Monday to Friday and most

on Saturday and Sunday.

## FedEx Home Delivery enhancements

- Beginning January 19, 2020, FedEx Home Delivery® now makes residential deliveries 7 days a week, with delivery to most locations on Saturday and many on Sunday.
- Having a Sunday fall between the transit days may no longer affect the delivery day.

## Increase in FedEx Home Delivery package weight limit

As of February 2020, the weight limit for FedEx Home Delivery packages has increased from 70 lbs. to 150 lbs.

## Estimated delivery date and time of delivery

To provide precise shipping experience, FedEx Ground, FedEx International Ground and FedEx Home Delivery shipments return the estimated delivery date and time of delivery.

**Deliver by Time** is a new tag added to provide the estimated delivery date and time of delivery.

**Table 2: Deliver by Time**

Deliver by Time						
Field ID	Field Length	Data Type	Service	Input/ Output	Valid For	Basic Description
2450	Min=1 Max=20	Time	FDXE FDXG FHD	O	All	<b>Field Level:</b> Shipment <b>Description</b> Use this tag to display precise delivery time in Route or Rate-Route combo or Time-in-Transit reply transaction. Valid values are: <ul style="list-style-type: none"> <li>type #1 is a time stamp=08:50 PM</li> <li>type #2 is human-readable=End of Day</li> </ul> <i>Examples:</i> <ul style="list-style-type: none"> <li>13:00:00 is reformatted as 1:00 PM</li> <li>08:00:00 is reformatted as 8:00 AM</li> <li>23:59:00, this value is reformatted to a text value = End of Day</li> </ul>

## Return Rates

Experience uninterrupted shipping as this version of application continuous to **return rates and processes the labels** even when the rate files are expired or have rate conflicts and when the rates are returned as 0/blank/null.

The figure below shows the ***Return Rates Even if They are Expired*** checkbox in System Settings tab of the configuration utility.

**Figure 1: System Settings screen with Return Rates even if they are expired checkbox**

The screenshot shows the 'FedEx Configuration' window with the 'System Settings' tab selected. The 'Return Rates even if they are expired' checkbox is checked. Other settings include Reconcile Time (0300), CTS Port Number (2000), Web Services Port Number (42001), Origin Phone Number (0####), and various database and ship history settings.

Setting	Value
Master Meter Number	[Dropdown]
Access Privileges	[Button]
Reconcile Time	0300
CTS Port Number	2000
Web Services Port Number	42001
Origin Phone Number	0####
2D Barcode Type	Legacy
Return Rates even if they are expired	<input checked="" type="checkbox"/>
Limit Ground Future Day (90 days)	<input checked="" type="checkbox"/>
Rate 3rd Party Account	<input type="checkbox"/>
Backup Time	2300
1st Backup Directory	..\Fedex_Admin\BACKUP1
2nd Backup Directory	..\Fedex_Admin\BACKUP2
Retention Interval	45
Purge Time	0400
Export Time	0200
Domestic Express	..\EXPORT1.TXT
International Express	..\EXPORT2.TXT
International MPS Express	..\EXPORT3.TXT
Ground	..\EXPORT4.TXT
LTL Freight	..\EXPORT5.TXT
SmartPost	..\EXPORT6.TXT

Buttons at the bottom: Apply, Apply & Exit, Exit, Help.



## Find International Documents

To enhance Find International Document feature, the following new tags are added:

### Find International Document Name

**Table 3: Find International Document Name**

Field ID	Field Name	Update	Affected Transaction
<b>2501</b>	Find International Document Name	New Field	120 Global Ship Reply transaction
	Description This tag specifies the name of the international document returned during an international transaction. This is used for any type of regulatory document needed for prospective international shipments.		
	Type: A	Minimum Length: 1	Maximum Length: 320
	Multiple Occurrence: Y	Input/Output: O	Carrier: FDXE, FDXG, FXFR
	<b>Valid Values (if applicable or NA): NA</b> <b>Default Value (if applicable or NA): NA</b> <b>Optionality:</b> Optional/Conditional 1 - Conditional and only can be returned in a 120 reply after the input tag 2513 is received in a 020 transaction. 2 - Optional based upon the content from the web services reply. <b>Shipment vs. Piece vs. Commodity Level:</b> Combination level - the lookup will trigger a shipment or commodity level based on the document name that is recommended.		

## Find International Document ID Number

**Table 4: Find International Document ID Number**

Field ID	Field Name	Update	Affected Transaction
2502	Find International Document ID Number	New Field	120 Global Ship Reply transaction/157 Demand Download Reply transaction
	Description Index/reference of an international document returned during an international transaction. This is used for any type of regulatory document needed for prospective international shipments.		
	Type: A	Minimum Length: 1	Maximum Length: 10
	Multiple Occurrence: Y	Input/Output: I/O	Carrier: FDXE, FDXG, FXFR
	<b>Valid Values (if applicable or NA): NA</b> <b>Default Value (if applicable or NA): NA</b> <b>Optionality: NA</b> <b>Shipment vs. Piece vs. Commodity Level:</b> Combination level - the lookup will trigger a shipment or commodity level based on document ID number that is recommended.		

## Find International Document Type

**Table 5: Find International Document Type**

Field ID	Field Name	Update	Affected Transaction
2503	Find International Document Type	New Field	120 Global Ship Reply transaction
	Description Indicates the type of international document returned during an international transaction. This is used for any type of regulatory document needed for prospective international shipments.		
	Type: A	Minimum Length: 1	Maximum Length: 128
	Multiple Occurrence: Y	Input/Output: O	Carrier: FDXE, FDXG, FXFR

Field ID	Field Name	Update	Affected Transaction
	<p><b>Valid Values (if applicable or NA):</b> NA</p> <p><b>Default Value (if applicable or NA):</b> NA</p> <p><b>Optionality:</b> Optional/Conditional</p> <p>1 - Conditional and only can be returned in a 120 reply after the input tag 2513 is received in a 020 transaction.</p> <p>2 - Optional based upon the content from the web services reply.</p> <p><b>Shipment vs. Piece vs. Commodity Level:</b> Combination level -the lookup will trigger a shipment or commodity level based on type of document that is recommended.</p>		

## Find International Document Allowability

**Table 6: Find International Document Allowability**

Field ID	Field Name	Update	Affected Transaction
<b>2504</b>	Find International Document Allowability	New Field	120 Global Ship Reply transaction
	<p>Description</p> <p>Indicates the allowability type of international document returned during an international transaction. This is used for any type of regulatory document needed for prospective international shipments.</p>		
	Type: A	Minimum Length: 1	Maximum Length: 15
	Multiple Occurrence: Y	Input/Output: O	Carrier: FDXE, FDXG, FXFR
	<p>Valid Values (if applicable or NA): REQUIRED, PROHIBITED, OPTIONAL</p> <p>Default Value (if applicable or NA): NA</p> <p><b>Optionality:</b> Optional/Conditional</p> <p>1 - Conditional and only can be returned in a 120 reply after the input tag 2513 is received in a 020 transaction.</p> <p>2 - Optional based upon the content from the web services reply.</p> <p><b>Shipment vs. Piece vs. Commodity Level:</b> Combination level - the lookup will trigger a shipment or commodity level based on document allowability that is recommended.</p>		



## Find International Statement Name

**Table 7: Find International Statement Name**

Field ID	Field Name	Update	Affected Transaction
2505	Find International Statement Name	New Field	120 Global Ship Reply transaction
	Description The international statement name returned during an international transaction. This is used for any type of regulatory document needed for prospective international shipments.		
	Type: A	Minimum Length: 1	Maximum Length: 320
	Multiple Occurrence: Y	Input/Output: O	Carrier: FDXE, FDXG, FXFR
	Valid Values (if applicable or NA): NA Default Value (if applicable or NA): NA <b>Optionality:</b> Optional/Conditional 1 - Conditional and only can be returned in a 120 reply after the input tag 2513 is received in a 020 transaction. 2 - Optional based upon the content from the web services reply. <b>Shipment vs. Piece vs. Commodity Level:</b> Combination level - the lookup will trigger a shipment or commodity level based on statement name that is recommended.		

## Find International Statement ID Number

**Table 8: Find International Statement ID Number**

Field ID	Field Name	Update	Affected Transaction
2506	Find International Statement ID Number	New Field	120 Global Ship Reply transaction
	Description An index/reference to statement returned during an international transaction. This is used for any type of regulatory document needed for prospective international shipments.		
	Type: A	Minimum Length: 1	Maximum Length: 10
	Multiple Occurrence: Y	Input/Output: O	Carrier: FDXE, FDXG, FXFR

Field ID	Field Name	Update	Affected Transaction
	Valid Values (if applicable or NA): NA Default Value (if applicable or NA): NA <b>Optionality:</b> Optional/Conditional 1 - Conditional and only can be returned in a 120 reply after the input tag 2513 is received in a 020 transaction. 2 - Optional based upon the content from the web services reply. <b>Shipment vs. Piece vs. Commodity Level:</b> Combination level - the lookup will trigger a shipment or commodity level based on statement ID number that is recommended.		

## Find International Document User Message Context Code

Table 9: Find International Document User Message Context Code

Field ID	Field Name	Update	Affected Transaction
2507	Find International Document User Message Context Code	New Field	120 Global Ship Reply transaction
	Description An index/reference to an international user message context code returned during an international transaction. This is used for any type of regulatory document needed for prospective international shipments.		
	Type: A	Minimum Length: 1	Maximum Length: 2
	Multiple Occurrence: Y	Input/Output: O	Carrier: FDXE, FDXG, FXFR
	Valid Values (if applicable or NA): NA Default Value (if applicable or NA): NA <b>Optionality:</b> Optional/Conditional 1 - Conditional and only can be returned in a 120 reply after the input tag 2513 is received in a 020 transaction. 2 - Optional based upon the content from the web services reply. <b>Shipment vs. Piece vs. Commodity Level:</b> Combination level - the lookup will trigger a shipment or commodity level based on document user message context code that is recommended.		

## Find International Document Description

**Table 10: Find International Document Description**

Field ID	Field Name	Update	Affected Transaction
2508	Find International Document Description	New Field	120 Global Ship Reply transaction
	Description Used as a document description that provides additional information returned during an international transaction. This is used for any type of regulatory document needed for prospective international shipments.		
	Type: A	Minimum Length: 1	Maximum Length: 320
	Multiple Occurrence: Y	Input/Output: O	Carrier: FDXE, FDXG, FXFR
	Valid Values (if applicable or NA): NA Default Value (if applicable or NA): NA <b>Optionality:</b> Optional/Conditional 1 - Conditional and only can be returned in a 120 reply after the input tag 2513 is received in a 020 transaction. 2 - Optional based upon the content from the web services reply. <b>Shipment vs. Piece vs. Commodity Level:</b> Combination level - the lookup will trigger a shipment or commodity level based on document description that is recommended.		

## Find International Document Classification Types

**Table 11: Find International Document Classification Types**

Field ID	Field Name	Update	Affected Transaction
2509	Find International Document Classification Types	New Field	120 Global Ship Reply transaction
	Description Used as a classification for an export advisory (document) (if there are multiple advisories) that is returned during an international transaction. This is used for any type of regulatory document needed for prospective international shipments.		
	Type: A	Minimum Length: 6	Maximum Length: 6
	Multiple Occurrence: Y	Input/Output: O	Carrier: FDXE, FDXG
	Valid Values (if applicable or NA): IMPORT, EXPORT Default Value (if applicable or NA): NA Optionality: Optional/Conditional 1 - Conditional and only can be returned in a 120 reply after the input tag 2513 is received in a 020 transaction. 2 - Optional based upon the content from the web services reply <b>Shipment vs. Piece vs. Commodity Level:</b> Combination level - the lookup will trigger a shipment or commodity level document export classification that is recommended.		

## Find International Document: User Message Text

**Table 12: Find International Document: User Message Text**

Field ID	Field Name	Update	Affected Transaction
2510	Find International Document User Message Text	New Field	120 Global Ship Reply transaction
	Description The text displayed in the user message for a specific document classification type. Note: Each occurrence of this user message text is associated with the value from tag 2509.		
	Type: A	Minimum Length: 1	Maximum Length: 1024

Field ID	Field Name	Update	Affected Transaction
	Multiple Occurrence: Y	Input/Output: O	Carrier: FDXE, FDXG
	Valid Values (if applicable or NA): NA Default Value (if applicable or NA): NA Optionality: Optional/Conditional 1 - Conditional and only can be returned in a 120 reply after the input tag 2513 is received in a 020 transaction. 2 - optional based upon the content from the web services reply. <b>Shipment vs. Piece vs. Commodity Level:</b> Combination level - the lookup will trigger a shipment or commodity level-based document import classification that is recommended.		

## Find International Document Advisories - Export

**Table 13: Find International Document Advisories - Export**

Field ID	Field Name	Update	Affected Transaction
2511	Find International Document Advisories - Export	New Field	120 Global Ship Reply transaction
	Description An export advisory description (if there are multiple advisories) that is returned during an international transaction. This issued for any type of regulatory document needed for prospective international shipments.		
	Type: A	Minimum Length: 1	Maximum Length: 1024
	Multiple Occurrence: Y	Input/Output: O	Carrier: FDXE, FDXG, FXFR
	Valid Values (if applicable or NA): NA Default Value (if applicable or NA): NA <b>Optionality:</b> Optional/Conditional 1 - Conditional and only can be returned in a 120 reply after the input tag 2513 is received in a 020 transaction. 2 - Optional based upon the content from the web services reply. <b>Shipment vs. Piece vs. Commodity Level:</b> Combination level - the lookup will trigger a shipment or commodity level based on document advisories export that is recommended.		

## Find International Document Advisories - Import

**Table 14: Find International Document Advisories - import**

Field ID	Field Name	Update	Affected Transaction
2512	Find International Document Advisories - Import	New Field	120 Global Ship Reply transaction
	Description An import advisory description (if there are multiple advisories) that is returned during an international transaction. This is used for any type of regulatory document needed for prospective international shipments.		
	Type: A	Minimum Length: 1	Maximum Length: 1024
	Multiple Occurrence: Y	Input/Output: O	Carrier: FDXE, FDXG, FXFR
	Valid Values (if applicable or NA): NA Default Value (if applicable or NA): N <b>Optionality:</b> Optional/Conditional 1 - Conditional and only can be returned in a 120 reply after the input tag 2513 is received in a 020 transaction. 2 - Optional based upon the content from the web services reply. <b>Shipment vs. Piece vs. Commodity Level:</b> Combination level - the lookup will trigger a shipment or commodity level based on document advisories import that is recommended.		

## Find International Document Statement Filename

**Table 15: Find International Document Statement Filename**

Field ID	Field Name	Update	Affected Transaction
2536	Find International Document Statement Filename	New Field	120 Global Ship Reply transaction
	Description <ul style="list-style-type: none"> <li>Indicates the filename that is stored locally in an FSMS folder for retrieval.</li> </ul> OR <ul style="list-style-type: none"> <li>Link to a web site where the filename can be reviewed or displayed.</li> </ul>		
	Type: A	Minimum Length: 1	Maximum Length: 10
	Multiple Occurrence: N	Input/Output: O	Carrier: FDXE, FDXG

Field ID	Field Name	Update	Affected Transaction
	<b>Valid Values (if applicable or NA):</b> NA <b>Default Value (if applicable or NA):</b> NA <b>Optionality:</b> NA <b>Shipment vs. Piece vs. Commodity Level:</b> Combination level - the lookup will trigger a shipment or commodity level of type of document statement filename that is recommended.		

## Find International Document Statement Completion Type

Table 16: Find International Document Statement Completion Type

Field ID	Field Name	Update	Affected Transaction
2537	Find International Document Statement Completion Type	New Field	120 Global Ship Reply transaction
	Description This new tag will be used as an indicator of the Statement Completion Type.		
	Type: A	Minimum Length: 1	Maximum Length: 10
	Multiple Occurrence: Y	Input/Output: O	Carrier: FDXE, FDXG
	<b>Valid Values (if applicable or NA):</b> COMPLETE <b>Default Value (if applicable or NA):</b> NA <b>Optionality:</b> Not applicable <b>Shipment vs. Piece vs. Commodity Level:</b> Combination level - provided in a reply if tag 2513 = Y; depending upon the origin/destination pair, this tag will be empty if no such filename is returned.		

## Find International Document Statement Support Type

Table 17: Find International Document Statement Support Type

Field ID	Field Name	Update	Affected Transaction
2538	Find International Document Statement Support Type	New Field	120 Global Ship Reply transaction
	Description <ul style="list-style-type: none"> <li>Indicates the Support Type which can be any combination of the following:</li> </ul>		



Field ID	Field Name	Update	Affected Transaction
	<ul style="list-style-type: none"> <li>FedEx Generated</li> <li>Print Only</li> <li>SAMPLE</li> </ul>		
	Type: A	Minimum Length: 1	Maximum Length: 20
	Multiple Occurrence: Y	Input/Output: O	Carrier: FDXE, FDXG
	<p><b>Valid Values (if applicable or NA):</b> FEDEX_GENERATED, FILLABLE, PRINT_ONLY, SAMPLE</p> <p>Default Value (if applicable or NA): NA</p> <p><b>Optionality:</b> Not applicable</p> <p><b>Shipment vs. Piece vs. Commodity Level:</b> Combination level - provided in a reply if tag 2513 = Y; depending upon the origin/destination pair, this tag will be empty if no such statement support type is returned.</p>		

## Find International Document Statement 3rd Party URL

Table 18: Find International Document Statement 3rd Party URL

Field ID	Field Name	Update	Affected Transaction
<b>2539</b>	Find International Document Statement 3rd Party URL	New Field	120 Global Ship Reply transaction
	<p>Description</p> <p>Indicates the 3rd Party URL of the statement. This is used at the discretion of the customer. It is needed to download or view the international document request.</p>		
	Type: A	Minimum Length: 1	Maximum Length: 256
	Multiple Occurrence: Y	Input/Output: O	Carrier: FDXE, FDXG
	<p><b>Valid Values (if applicable or NA):</b> Any URL type (to a web site or local folder)</p> <p>Default Value (if applicable or NA): NA</p> <p><b>Optionality:</b> Not applicable</p> <p><b>Shipment vs. Piece vs. Commodity Level:</b> Combination level - provided in a reply if tag 2513 = Y; depending upon the origin/destination pair, this tag will be empty if no such statement support type is returned.</p>		

## Find International Document Statement 3rd Party Name

**Table 19: Find International Document Statement 3rd Party Name**

Field ID	Field Name	Update	Affected Transaction
2540	Find International Document Statement 3rd Party Name	New Field	120 Global Ship Reply transaction
	Description Indicates the 3rd Party Name of the statement. This is used at the discretion of the customer. It is needed to download or view the international document request.		
	Type: A	Minimum Length: 1	Maximum Length: 256
	Multiple Occurrence: Y	Input/Output: O	Carrier: FDXE, FDXG
	<b>Valid Values (if applicable or NA):</b> Any URL type (to a web site or local folder) <b>Default Value (if applicable or NA):</b> NA <b>Optionality:</b> Not applicable <b>Shipment vs. Piece vs. Commodity Level:</b> Combination level - provided in a reply if tag 2513 = Y; depending upon the origin/destination pair, this tag will be empty if no such statement support type is returned.		

## Find International Document Statement URL

**Table 20: Find International Document Statement URL**

Field ID	Field Name	Update	Affected Transaction
2541	Find International Document Statement URL	New Field	120 Global Ship Reply transaction
	Description Indicates the URL of the statement. This is used at the discretion of the customer. It is needed to download or view the international document request.		
	Type: A	Minimum Length: 1	Maximum Length: 256
	Multiple Occurrence: Y	Input/Output: O	Carrier: FDXE, FDXG

Field ID	Field Name	Update	Affected Transaction
	<p><b>Valid Values (if applicable or NA):</b> Any URL type (to a web site or local folder)</p> <p>Default Value (if applicable or NA): NA</p> <p><b>Optionality:</b> Not applicable</p> <p><b>Shipment vs. Piece vs. Commodity Level:</b> Combination level - provided in a reply if tag 2513 = Y; depending upon the origin/destination pair, this tag will be empty if no such statement support type is returned.</p>		

## Find International Statement Description

**Table 21: Find International Statement Description**

Field ID	Field Name	Update	Affected Transaction
2542	Find International Statement Description	New Field	120 Global Ship Reply transaction
	<p>Description</p> <p>Indicates the statement description that provides additional information returned during an international transaction. This can be used for any type of regulatory document needed for prospective international shipments.</p>		
	Type: A	Minimum Length: 1	Maximum Length: 320
	Multiple Occurrence: Y	Input/Output: O	Carrier: FDXE, FDXG
	<p><b>Valid Values (if applicable or NA):</b> Any URL type (to a web site or local folder)</p> <p>Default Value (if applicable or NA): N</p> <p><b>Optionality:</b> Optional/Conditional</p> <p>1 - Conditional and only can be returned in a 120 reply after the input tag 2513 is received in a 020 transaction.</p> <p>2 - Optional based upon the content from the web services reply.</p> <p><b>Shipment vs. Piece vs. Commodity Level:</b> Combination level - the lookup will trigger a shipment or commodity level of type of statement description that is recommended.</p>		

## Find International Document Filename

**Table 22: Find International Document Filename**

Field ID	Field Name	Update	Affected Transaction
2543	Find International Document Filename	New Field	120 Global Ship Reply transaction
	Description <ul style="list-style-type: none"> <li>Indicates the document filename that is stored locally in an FSMS folder for retrieval.</li> </ul> OR <ul style="list-style-type: none"> <li>Link to a web site where the document filename can be reviewed or displayed.</li> </ul>		
	Type: A	Minimum Length: 1	Maximum Length: 10
	Multiple Occurrence: Y	Input/Output: O	Carrier: FDXE, FDXG
	Valid Values (if applicable or NA): NA Default Value (if applicable or NA): NA Optionality: Not applicable <b>Shipment vs. Piece vs. Commodity Level:</b> Combination level - provided in a reply if tag 2513 = Y; depending upon the origin/destination pair, this tag will be empty if no such filename is returned.		

## Find International Document Support Type

**Table 23: Find International Document Support Type**

Field ID	Field Name	Update	Affected Transaction
2544	Find International Document Support Type	New Field	120 Global Ship Reply transaction
	Description Indicates the Support Type which can be any combination of the following: <ul style="list-style-type: none"> <li>FedEx Generated</li> <li>Print Only</li> <li>SAMPLE</li> </ul>		
	Type: A	Minimum Length: 1	Maximum Length: 20
	Multiple Occurrence: Y	Input/Output: O	Carrier: FDXE, FDXG

Field ID	Field Name	Update	Affected Transaction
	<b>Valid Values (if applicable or NA):</b> FEDEX_GENERATED, FILLABLE, PRINT_ONLY, SAMPLE <b>Default Value (if applicable or NA):</b> NA <b>Optionality:</b> Not applicable  <b>Shipment vs. Piece vs. Commodity Level:</b> Combination level - provided in a reply if tag 2513 = Y; depending upon the origin/destination pair, this tag will be empty if no such filename is returned.		

## Find International Document 3rd Party URL

**Table 24: Find International Document 3rd Party URL**

Field ID	Field Name	Update	Affected Transaction
2545	Find International Document 3rd Party URL	New Field	120 Global Ship Reply transaction
	<b>Description</b> Indicates the 3rd Party URL of the document. This is used at the discretion of the customer. It is needed to download or view the international document request.		
	Type: A	Minimum Length: 1	Maximum Length: 256
	Multiple Occurrence: Y	Input/Output: O	Carrier: FDXE, FDXG
	<b>Valid Values (if applicable or NA):</b> Any URL type (to a web site or local folder) <b>Default Value (if applicable or NA):</b> NA <b>Optionality:</b> Not applicable  <b>Shipment vs. Piece vs. Commodity Level:</b> Combination level - provided in a reply if tag 2513 = Y; depending upon the origin/destination pair, this tag will be empty if no such filename is returned.		

## Find International Document 3rd Party Name

**Table 25: Find International Document 3rd Party Name**

Field ID	Field Name	Update	Affected Transaction
2546	Find International Document 3rd Party Name	New Field	120 Global Ship Reply transaction
	Description Indicates the 3rd Party name of the document. This is used at the discretion of the customer. It is needed to download or view the international document request.		
	Type: A	Minimum Length: 1	Maximum Length: 256
	Multiple Occurrence: Y	Input/Output: O	Carrier: FDXE, FDXG
	<b>Valid Values (if applicable or NA):</b> Any URL type (to a web site or local folder) Default Value (if applicable or NA): NA <b>Optionality:</b> Not applicable <b>Shipment vs. Piece vs. Commodity Level:</b> Combination level - provided in a reply if tag 2513 = Y; depending upon the origin/destination pair, this tag will be empty if no such filename is returned.		

## Find International Document URL

**Table 26: Find International Document URL**

Field ID	Field Name	Update	Affected Transaction
2547	Find International Document URL	New Field	120 Global Ship Reply transaction
	Description Indicates the document URL. This is used at the discretion of the customer. It is needed to download or view the international document request.		
	Type: A	Minimum Length: 1	Maximum Length: 256
	Multiple Occurrence: Y	Input/Output: O	Carrier: FDXE, FDXG
	<b>Valid Values (if applicable or NA):</b> Any URL type (to a web site or local folder) Default Value (if applicable or NA): NA <b>Optionality:</b> Not applicable		

Field ID	Field Name	Update	Affected Transaction
	<b>Shipment vs. Piece vs. Commodity Level:</b> Combination level - provided in a reply if tag 2513 = Y; depending upon the origin/destination pair, this tag will be empty if no such filename is returned.		

## Find International Document path/link

**Table 27: Find International Document path/link**

Field ID	Field Name	Update	Affected Transaction
<b>2514</b>	Find International Document path/link	New Field	020 Global Ship Request transaction/157 Demand Download Reply transaction
	<b>Description</b> Provides a path/link to a document including the actual document (as part of the path/link). The usage of this path/link is recommended to the customer for an international shipment.		
	Type: A	Minimum Length: 1	Maximum Length: 256
	Multiple Occurrence: N	Input/Output: I	Carrier: FDXE, FDXG
	Valid Values (if applicable or NA): <ul style="list-style-type: none"> <li>Y = Perform a lookup</li> <li>N = No lookup will be done</li> </ul> Default Value (if applicable or NA): NA Optionality: NA <b>Shipment vs. Piece vs. Commodity Level:</b> Combination level - the lookup will trigger a shipment or commodity level of type of document path/link that is recommended.		



## United States-Mexico-Canada agreement (USMCA/T-MEC/CUSMA)

USMCA is intended to create a modernized free-trade system between the three parties that addresses recent and emerging critical issues, such as the harmonization of regulatory systems, e-commerce, and the protection of intellectual property.

### Feature details

Under the USMCA, importers will no longer be required to complete a formal certification document.

Certification of origin can be achieved using informal documentation, such as the commercial invoices and can be completed by the importer, exporter, or producer or as a stand-alone document.

Changes in duty and taxes for the customers.

### Benefits

Ensures customers remain compliant with the governmental regulation for free trade between US, Mexico, and Canada by supporting additional values on the Commercial Invoice that are not currently provided.

Improves user experience, reliability, and business processes.

Critical value or capability compared to competition.

Allow customers to be able to continue completion of the Commercial Invoice using FedEx generated documents for USMCA/T-MEC/CUSMA, which will allow for seamless integration for Electronic Trade Documents (ETD).

The Customers can electronically report to local Customs according to the changes to the import regulations and to provide accurate duty and tax assessment and get duty reduction benefits.

## USMCA/T-MEC/CUSMA Certification of Origin (COO)

A USMCA/T-MEC/CUSMA Certification of Origin (COO) is provided for goods that qualify for reduced or duty-free entry as a product of one of the three UNITED STATES-MEXICO-CANADA AGREEMENT (USMCA/T-MEC/CUSMA) participants: Canada, Mexico and the U.S. The certification is completed by the exporter or manufacturer of the goods and is provided with the commercial invoice.

Currently the USMCA Certification of Origin is a set of 9 mandatory data elements, Integrated into existing shipping document.

### **Certifying statement to be added in Certification of Origin (COO) as below:**

"I certify that the goods described in this document qualify as originating and the information contained in this document is true and accurate. I assume responsibility for proving such representations and agree to maintain and present upon request or to make available during a verification visit, documentation necessary to support this certification"

## USMCA/T-MEC/CUSMA low-value statement

### **USMCA/T-MEC/CUSMA low-value statement for goods valued under \$2500 USD/\$3300 CAD/\$1000 USD**

*"I hereby certify that the goods covered by this shipment qualifies as an originating good for purposes of preferential tariff treatment under USMCA/T-MEC/CUSMA".*

The USMCA/T-MEC/CUSMA statement is printed in the lower left corner of the below invoices:

FedEx Consolidated Commercial Invoice

FedEx Ground Commercial Invoice

Ground Consolidated Commercial Invoice

International commercial invoice

## USMCA/T-MEC/CUSMA Origin Criterion

Canada shippers set the USMCA/T-MEC/CUSMA Origin Criterion for each commodity shipped using field 2152 (USMCA/T-MEC/CUSMA Certification of Origin Preference Criterion) in the 020 Global Ship Request transaction. The valid values "D1" and "D2" are preference sub-criteria which pertain to progressive tariff reduction on goods. If selected, D1 or D2 would then print on the Certification of Origin.

*Note: When the Origin Criterion "D" is split into "D1" and "D2", "D1" becomes the default and 'D' is not used. FedEx Ship Manager Server notifies customers when the Origin Criterion default value changes from 'D' to the sub-criterion value 'D1' with the following message: "The default value of USMCA/T-MEC/CUSMA Origin Criterion has been changed from 'D' to 'D1', ensure this is the proper value for your shipments."*

## Generating a USMCA/T-MEC/CUSMA Certification of Origin

You can generate a USMCA/T-MEC/CUSMA Certification of Origin (COO) for International Ground shipments from U.S. to Canada and Canada to U.S. You must first configure your report settings before you can generate a USMCA/T-MEC/CUSMA Certification of Origin.

Use Field 1373 (Report Code) set to 058 — USMCA/T-MEC/CUSMA COO to indicate that you want to print the USMCA/T-MEC/CUSMA certification of origin (COO) report.

To generate a USMCA/T-MEC/CUSMA Certification of Origin

1. Create a 020 Global Ship Request transaction.
2. Pass the USMCA/T-MEC/CUSMA COO fields with the data you want on the certification form.
3. FedEx Ship Manager Server pre-populates the certification form with the passed data.
4. Create a 095 Reprint Request transaction.
5. Pass Field 1373 set to 058 to indicate that you want to print the USMCA/T-MEC/CUSMA COO form.
6. FedEx Ship Manager Server generates the pre-populated form that you can now print.

*Note:*

- *You can also generate a USMCA/T-MEC/CUSMA Certification of Origin (COO) for International Express USMCA shipments.*
- *While shipping to a destination country not tied to USMCA through a 020 Express shipping transaction, if the USMCA/T-MEC/CUSMA flag is enabled, the request to print the USMCA/T-MEC/CUSMA certification of origin is ignored.*



## The USMCA/T-MEC/CUSMA statement to be printed in the reports listed

**Table 28: Conditions to print USMCA/T-MEC/CUSMA report statements**

Report Name	Condition	Statement
<ul style="list-style-type: none"> <li>FedEx Ground Commercial Invoice</li> <li>International commercial invoice</li> </ul>	Origin= U.S. or Puerto Rico or Mexico Destination = Canada and USMCA/T-MEC/CUSMA flag = Y	"I certify that the goods referenced in this invoice/sales contract originate under the rules of origin specified for these goods in the UNITED STATES-MEXICO-CANADA Agreement (USMCA/T-MEC/CUSMA) and that further production or any other operation outside the territories of the Parties has not occurred subsequent to production in the territories."
Ground Consolidated Commercial Invoice.	USMCA/T-MEC/CUSMA flag = Y	"I certify that the goods referenced in this invoice/sales contract originate under the rules of origin specified for these goods in the UNITED STATES-MEXICO-CANADA Agreement (USMCA/T-MEC/CUSMA) and that further production or any other operation outside the territories of the Parties has not occurred subsequent to production in the territories."
Consolidated Commercial Invoice	Origin= U.S. or Puerto Rico or Mexico Destination = Canada and USMCA/T-MEC/CUSMA flag = Y <i>Note: A USMCA/T-MEC/CUSMA certification is not required per regulation 19 CFR 181.22 (d) (iii).</i>	"I hereby certify that the goods covered by this shipment qualifies as an originating good for purposes of preferential tariff treatment under USMCA/T-MEC/CUSMA."
<ul style="list-style-type: none"> <li>Consolidated Commercial Invoice</li> <li>International Commercial Invoice</li> <li>FedEx Ground Commercial Invoice</li> </ul>	Origin= Canada or Mexico Destination = U.S. or Puerto Rico or U.S. Virgin Islands and USMCA/T-MEC/CUSMA flag = Y <i>Note: A USMCA/T-MEC/CUSMA certification is not required per regulation 19 CFR 181.22 (d) (iii).</i>	"I hereby certify that the goods covered by this shipment qualifies as an originating good for purposes of preferential tariff treatment under USMCA/T-MEC/CUSMA."

## USMCA/T-MEC/CUSMA new tags

To enhance USMCA feature, the following new tags are added:

### Importer Email Address

**Table 29: Importer Email Address**

Field ID	Field Name	Update	Affected Transaction
<b>615</b>	Importer Email Address	New Field	120 Global Ship Reply transaction
	Description Importer Email Address specifies the email address of an importer.		
	Type: A	Minimum Length: 1	Maximum Length: 60
	Multiple Occurrence: N	Input/Output: I	Carrier: FDXE, FDXG, FXFR
	Valid Values (if applicable or NA): NA Default Value (if applicable or NA): NA Optionality (Required, Optional, Conditional): NA Shipment vs. Piece vs. Commodity Level: Shipment		

## Exporter Email Address

**Table 30: Exporter Email Address**

Field ID	Field Name	Update	Affected Transaction
<b>623</b>	Exporter Email Address	New Field	120 Global Ship Reply transaction
	Description Exporter Email Address specifies the email address of an Exporter.		
	Type: A	Minimum Length: 1	Maximum Length: 60
	Multiple Occurrence: N	Input/Output: I	Carrier: FDXE, FDXG, FXFR
	Valid Values (if applicable or NA): NA Default Value (if applicable or NA): NA Optionality (Required, Optional, Conditional): NA Shipment vs. Piece vs. Commodity Level: Shipment		

## Producer Email Address

**Table 31: Producer Email Address**

Field ID	Field Name	Update	Affected Transaction
624	Producer Email Address	New Field	120 Global Ship Reply transaction
	Description Producer Email Address specifies the email address of a producer.		
	Type: A	Minimum Length: 1	Maximum Length: 60
	Multiple Occurrence: N	Input/Output: I	Carrier: FDXE, FDXG, FXFR
	Valid Values (if applicable or NA): NA Default Value (if applicable or NA): NA Optionality (Required, Optional, Conditional): NA Shipment vs. Piece vs. Commodity Level: Shipment		

## USMCA/T-MEC/CUSMA Producer Phone Number

**Table 32: USMCA/T-MEC/CUSMA Producer Phone Number**

Field ID	Field Name	Update	Affected Transaction
625	USMCA/T-MEC/CUSMA Producer Phone Number	New Field	120 Global Ship Reply transaction
	Description <ul style="list-style-type: none"> <li>Specifies the phone number of the producer.</li> <li>The maximum length of this field is 10 for U.S. and CA, 15 for all other countries.</li> </ul>		
	Type: AN	Minimum Length: 10	Maximum Length: 10
	Multiple Occurrence: N	Input/Output: I	Carrier: FDXE, FDXG, FXFR
	Valid Values (if applicable or NA): NA Default Value (if applicable or NA): NA Optionality (Required, Optional, Conditional): Optional Shipment vs. Piece vs. Commodity Level: Shipment		

## USMCA/T-MEC/CUSMA Indicator

**Table 33: USMCA/T-MEC/CUSMA Indicator**

Field ID	Field Name	Update	Affected Transaction
1799	USMCA/T-MEC/CUSMA Indicator	Updated Field	120 Global Ship Reply transaction
	Description Indicates the role of shipper/certifier in the new certification of origin regulatory document.		
	Type: A	Minimum Length: 1	Maximum Length: 1
	Multiple Occurrence: Y	Input/Output: I	Carrier: FDXE, FDXG, FXFR
	<b>Valid Values (if applicable or NA):</b> E — Exporter, I — Importer, P — Producer Default Value (if applicable or NA): NA Optionality (Required, Optional, Conditional – state why or NA): Required Shipment vs. Piece vs. Commodity Level: Shipment		

## USMCA/T-MEC/CUSMA Origin Criterion

**Table 34: USMCA/T-MEC/CUSMA Origin Criterion**

Field ID	Field Name	Update	Affected Transaction
618	USMCA/T-MEC/CUSMA Origin Criterion	New Field	120 Global Ship Reply transaction
	Description <ul style="list-style-type: none"> <li>Identifies if the good(s) being shipped are wholly obtained or produced entirely in the territory of one or more of the parties (Producer, Exporter, Importer).</li> <li>This tag is used in a (formerly known as NAFTA transaction) 020 international shipping transaction for a US, CA, or MX origin to an associated and unique international destination country of US, CA, or MX (nor an intra-country shipment).</li> </ul>		
	Type: A	Minimum Length: 1	Maximum Length: 2
	Multiple Occurrence: Y	Input/Output: I	Carrier: FDXE, FDXG, including Freight



Field ID	Field Name	Update	Affected Transaction
	Valid Values (if applicable or NA): A, B, C, D1, D2, D3 Default Value (if applicable or NA): NA Optionality (Required, Optional, Conditional – state why or NA): Required Shipment vs. Piece vs. Commodity vs. Combination Level: Commodity		

## Blanket Period From Date

**Table 35: Blanket Period From Date**

Field ID	Field Name	Update	Affected Transaction
<b>2193</b>	Blanket Period From Date	New Field	120 Global Ship Reply transaction
	Description <ul style="list-style-type: none"> <li>Specifies USMCA/T-MEC/CUSMA COO blanket period from date.</li> <li>Up to 12 months of period covered by certification (if applicable).</li> <li>Include the period if the certification covers multiple shipments of identical goods for a specified period of up to 12 months as set out in Chapter 5, Article 5.3 (Basis of a Certification of Origin) of the agreement.</li> </ul>		
	Type: Date	Minimum Length: 8	Maximum Length: 8
	Multiple Occurrence: N	Input/Output: I	Carrier: FDXE, FDXG, FXFR
	Valid Values (if applicable or NA): Format = YYYYMMDD Default Value (if applicable or NA): NA Optionality (Required, Optional, Conditional): NA Shipment vs. Piece vs. Commodity Level: Shipment		

## Blanket Period To Date

**Table 36: Blanket Period To Date**

Field ID	Field Name	Update	Affected Transaction
<b>2194</b>	Blanket Period To Date	New Field	120 Global Ship Reply transaction

Field ID	Field Name	Update	Affected Transaction
	Description <ul style="list-style-type: none"> <li>Specifies USMCA/T-MEC/CUSMA COO blanket period to date.</li> <li>Up to 12 months of period covered by certification (if applicable).</li> <li>Include the period if the certification covers multiple shipments of identical goods for a specified period of up to 12 months as set out in Chapter 5, Article 5.3 (Basis of a Certification of Origin) of the agreement.</li> </ul>		
	Type: Date	Minimum Length: 8	Maximum Length: 8
	Multiple Occurrence: N	Input/Output: I	Carrier: FDXE, FDXG, FXFR
	Valid Values (if applicable or NA): Format = YYYYMMDD Default Value (if applicable or NA): NA Optionality (Required, Optional, Conditional): NA Shipment vs. Piece vs. Commodity Level: Shipment		

## Exporter/PPI Address Line 3

**Table 37: Exporter/PPI Address Line 3**

Field ID	Field Name	Update	Affected Transaction
626	Exporter/PPI Address Line 3	New Field	020/120 Global Ship Request/Reply transaction
	Description Exporter/Principal Party in Interest address line 3 field allows you to include an additional exporter address line in a transaction.		
	Type: AKE	Minimum Length: 1	Maximum Length: 100
	Multiple Occurrence: N	Input/Output: I	Carrier: FDXE, FDXG, FXFR
	Valid Values (if applicable or NA): NA Default Value (if applicable or NA): NA Optionality (Required, Optional, Conditional – state why or NA): Optional Shipment vs. Piece vs. Commodity Level: Shipment		

## Print the Low Value Statement on the Commercial Invoice

**Table 38: Print the Low Value Statement on the Commercial Invoice**

Field ID	Field Name	Update	Affected Transaction
691	Print the Low Value Statement on the Commercial Invoice	New Field	120 Global Ship Reply transaction
	Description <ul style="list-style-type: none"> <li>This tag allows the customer to enable printing of the low-value statement on the commercial invoice. If enabled, the low-value statement is included in the regulatory document also.</li> <li>The low-value statement is included based on the importing country and the total customs value of the shipment. It is applicable when the customs value is under a threshold value as mentioned below:               <ul style="list-style-type: none"> <li>For U.S. &lt;= \$2500 USD</li> <li>For CA &lt;= \$3300 CAD</li> <li>For MX &lt;= \$1000 USD</li> </ul> </li> </ul>		
	Type: A	Minimum Length: 1	Maximum Length: 1

Field ID	Field Name	Update	Affected Transaction
	Multiple Occurrence: N	Input/Output: I	Carrier: FDXE, FDXG, FXFR
	Valid Values (if applicable or NA): <ul style="list-style-type: none"> <li>C – Conditionally checked based upon the customs value provided in a transaction</li> <li>Y – Customer requests the printing of the low-value statement on the commercial invoice (for a USMCA/T-MEC/CUSMA type of shipment)</li> <li>N – DO NOT print the low-value statement on the commercial invoice (for a USMCA/T-MEC/CUSMA type of shipment)</li> </ul> Default Value (if applicable or NA): C Optionality (Required, Optional, Conditional): Conditional Shipment vs. Piece vs. Commodity Level: Shipment		

## USMCA renamed tags

To enhance USMCA feature, the following existing tags are renamed:

Field ID	Field Name
2153	USMCA/T-MEC/CUSMA Certification of Origin Commodity Producer
2154	USMCA/T-MEC/CUSMA Certification of Origin Net Cost
2155	USMCA/T-MEC/CUSMA Certification of Origin Net Cost Begin Date
2156	USMCA/T-MEC/CUSMA Certification of Origin Net Cost End Date
2157	USMCA/T-MEC/CUSMA Certification of Origin Country of Origin
2158	USMCA/T-MEC/CUSMA Certification of Origin Producer
2159	USMCA/T-MEC/CUSMA Certification of Origin Producer Company Name
2160	USMCA/T-MEC/CUSMA Certification of Origin Producer Contact Name
2161	USMCA/T-MEC/CUSMA Certification of Origin Producer Address line 1
2162	USMCA/T-MEC/CUSMA Certification of Origin Producer Address line 2
2163	USMCA/T-MEC/CUSMA Certification of Origin Producer City

---

2164	USMCA/T-MEC/CUSMA Certification of Origin Producer State Code
2165	USMCA/T-MEC/CUSMA Certification of Origin Producer Postal Code
2166	USMCA/T-MEC/CUSMA Certification of Origin Producer Country Code
2167	USMCA/T-MEC/CUSMA Certification of Origin Producer Tax ID/EIN
2168	USMCA/T-MEC/CUSMA Certification of Origin Company
2169	USMCA/T-MEC/CUSMA Certification of Origin Name
2170	USMCA/T-MEC/CUSMA Certification of Origin Title
2171	USMCA/T-MEC/CUSMA Certification of Origin Telephone Number
2172	USMCA/T-MEC/CUSMA Certification of Origin Fax Number

## Language expansion

Language expansion provides you the ability to communicate in 13 more languages for shipment notification. The additional languages are Indonesian, Bulgarian, English (non-U.S.), Estonian, German, Greek, Latvian, Lithuanian, Romanian, Slovak, Slovenian, Ukrainian and Vietnamese.

The following fields are updated to support the shipment notifications in 13 new languages:

### Broker Language Code

**Table 39: Broker Language Code**

Field ID	Field Name	Update	Affected Transaction
1561	Broker Language Code	Updated Field	020/120 Global Ship Request/Reply
	Description Broker Language Code field specifies the language for Broker Delivery, FedEx ShipAlert, and Exception email.		
	Type: A	Minimum Length: NA	Maximum Length: 2
	Multiple Occurrence: Y	Input/Output: I	Carrier: FDXE, FDXG
	<b>Valid Values (if applicable or NA):</b> bg—Bulgarian, de—German (Switzerland), el—Greek, en—English (non-U.S.), et—Estonian, in—Indonesian, lv—Latvian, lt—Lithuanian, ro—Romanian, sk—Slovak, sl—Slovenian, uk—Ukrainian, vi—Vietnamese <b>Default Value (if applicable or NA):</b> NA <b>Optionality (Required, Optional, Conditional):</b> NA <b>Shipment vs. Piece vs. Commodity Level:</b> NA		

## Shipper Language Code

**Table 40: Shipper Language Code**

Field ID	Field Name	Update	Affected Transaction
1555	Shipper Language Code	Updated Field	037/137 Email Label Transaction, 020/120 Global Ship Request/Reply Transaction
	Description The Shipper Language Code field specifies the language for Shipper Delivery, ShipAlert, and Exception email. Use this field to display notification in a language other than English.		
	Type: A	Minimum Length: NA	Maximum Length: 2
	Multiple Occurrence:	Input/Output: I	Carrier: FDXE FDXG FXFR FDXS
	<b>Valid Values (if applicable or NA):</b> bg—Bulgarian, de—German (Switzerland), el—Greek, en—English (non-U.S.), et—Estonian, in—Indonesian, lv—Latvian, lt—Lithuanian, ro—Romanian, sk—Slovak, sl—Slovenian, uk—Ukrainian, vi—Vietnamese <b>Default Value (if applicable or NA):</b> NA <b>Optionality (Required, Optional, Conditional):</b> NA <b>Shipment vs. Piece vs. Commodity Level:</b> NA		

## Recipient Language Code

**Table 41: Recipient Language Code**

Field ID	Field Name	Update	Affected Transaction
1558	Recipient Language Code	Updated Field	060/160 Freight Create BOL Request
	Description Recipient Language Code field specifies the language for Recipient Delivery, ShipAlert, and Exception email. Use this field to display notification in a language other than English.		
	Type: A	Minimum Length: NA	Maximum Length: 2
	Multiple Occurrence:	Input/Output: I	Carrier: FDXE FDXG FXFR FDXS
	<b>Valid Values (if applicable or NA):</b> bg—Bulgarian, de—German (Switzerland), el—Greek, en—English (non-U.S.), et—Estonian, in—Indonesian, lv—Latvian, lt—Lithuanian, ro—Romanian, sk—Slovak, sl—Slovenian, uk—Ukrainian, vi—Vietnamese <b>Default Value (if applicable or NA):</b> NA <b>Optionality (Required, Optional, Conditional):</b> NA <b>Shipment vs. Piece vs. Commodity Level:</b> NA		



## Other Language Code

**Table 42: Other Language Code**

Field ID	Field Name	Update	Affected Transaction
1552	Other Language Code	Updated Field	020/120 Global Ship Request/Reply Transaction, 060/160 Freight Create BOL Request, 037/137 Email Label Transaction
	Description This field specifies the language used for all notifications (delivery, FedEx ShipAlert, exception) sent to Field 1204 (Ship Alert Email Address).		
	Type: A	Minimum Length: NA	Maximum Length: 2
	Multiple Occurrence: Y	Input/Output: I	Carrier: FDXE FDXG FDXS FXFR
	<b>Valid Values (if applicable or NA):</b> bg—Bulgarian, de—German (Switzerland), el—Greek, en—English (non-U.S.), et—Estonian, in— Indonesian, lv—Latvian, lt—Lithuanian, ro—Romanian, sk—Slovak, sl—Slovenian, uk—Ukrainian, vi—Vietnamese <b>Default Value (if applicable or NA):</b> NA <b>Optionality (Required, Optional, Conditional):</b> NA <b>Shipment vs. Piece vs. Commodity Level:</b> NA		

## Additional tags

### Standard Delivery Day

This new field is used to indicate the estimated day when then the package is going to be delivered. More details are explained in the following table.

**Table 43: Standard Delivery Day field**

Field ID	Field Name	Update	Affected Transaction
7654	Standard Delivery Day	New Field	150 Service Types and Special Services Reply
	Description This new field is used to indicate the estimated day when then the package is going to be delivered. Standard Delivery Day will be printed on the shipping label if it was provided. The valid values vary from 0 through 7 for each position.		
	Type: N	Minimum Length: 1	Maximum Length: 2
	Multiple Occurrence: NA	Input/Output: O	Carrier: FDXE
	<b>Valid Values (if applicable or NA):</b> NA <b>Default Value (if applicable or NA):</b> None <b>Optionality (Required, Optional, Conditional):</b> Optional <b>Shipment vs. Piece vs. Commodity Level:</b> Shipment		

### Standard Delivery Time

This new field is used to indicate the estimated time delivery. More details are explained in the following table.

**Table 44: Standard Delivery Time field**

Field ID	Field Name	Update	Affected Transaction
7655	Standard Delivery Time	New Field	150 Service Types and Special Services Reply
	Description This new field is used to indicate the estimated time delivery. Standard delivery time is printed on the shipping label when provided.		
	Type: Time HH:MM Military time	Minimum Length: 1	Maximum Length: 2

Field ID	Field Name	Update	Affected Transaction
	Multiple Occurrence: Y	Input/Output: I	Carrier: FDXE
	<b>Valid Values (if applicable or NA):</b> 0 through 9 for each position <b>Default Value (if applicable or NA):</b> None <b>Optionality (Required, Optional, Conditional):</b> Conditional <b>Shipment vs. Piece vs. Commodity Level:</b> NA		

## Packaging Type Volume

This field is used to indicate the volume of packaging type in cubic centimeters for each packaging type. More details are explained in the following table.

**Table 45: Packaging Type Volume field**

Field ID	Field Name	Update	Affected Transaction
<b>7656</b>	Packaging Type Volume	New Field	150 Service Types and Special Services Reply
	Description This field is used to indicate the volume of packaging type in cubic centimeters for each packaging type.		
	Type: N	Minimum Length: 1	Maximum Length: 3
	Multiple Occurrence: NA	Input/Output: I	Carrier: FDXE
	<b>Valid Values (if applicable or NA):</b> 0 through 9 for each position <b>Default Value (if applicable or NA):</b> None <b>Optionality (Required, Optional, Conditional):</b> Conditional <b>Shipment vs. Piece vs. Commodity Level:</b> NA		

## Address lines enhancement

Achieve quick and precise doorstep delivery of shipments with additional recipient address line to give more information about your delivery location.

### Recipient Address Line 1

The maximum field length of the Recipient Address Line 1 field is updated to accommodate 100 characters. The details of the update are as follows:

**Table 46: Recipient Address Line 1**

Field ID	Field Name	Update	Affected Transaction
13	Recipient Address Line 1	Updated Field	020/120 Global Ship Request/Reply transaction
	Description Recipient Address Line 1 field states the first address line of the recipient address.		
	Type: AN	Minimum Length: 2	Maximum Length: 100
	Multiple Occurrence: N	Input/Output: I	Carrier: FDXE
	<b>Valid Values (if applicable or NA):</b> ASCII 7-bit format <b>Default Value (if applicable or NA):</b> NA <b>Optionality (Required, Optional, Conditional):</b> Required <b>Shipment vs. Piece vs. Commodity Level:</b> Shipment		

### Recipient Address Line 2

The maximum field length of the Recipient Address Line 2 field is updated to accommodate 100 characters. The details of the update are as follows:

**Table 47: Recipient Address Line 2**

Field ID	Field Name	Update	Affected Transaction
14	Recipient Address Line 2	Updated Field	020/120 Global Ship Request/Reply transaction
	Description Recipient Address Line 2 field states the second address line of Recipient. This is the address to which the shipment is sent.		

Field ID	Field Name	Update	Affected Transaction
	Type: AN	Minimum Length: 2	Maximum Length: 100
	Multiple Occurrence: N	Input/Output: I	Carrier: FDXE
	<b>Valid Values (if applicable or NA):</b> ASCII 7-bit format <b>Default Value (if applicable or NA):</b> NA <b>Optionality (Required, Optional, Conditional):</b> Optional <b>Shipment vs. Piece vs. Commodity Level:</b> Shipment		

### Recipient Address Line 3

A new field Recipient Address Line 3 enables the customer to include an additional recipient address line in a transaction. The details of this field are explained in the following table.

**Table 48: Recipient Address Line 3**

Field ID	Field Name	Update	Affected Transaction
<b>2944</b>	Recipient Address Line 3	New Field	020/120 Global Ship Request/Reply transaction
	Description This enables the customer to include an additional recipient address line in a transaction.		
	Type: AN	Minimum Length: 2	Maximum Length: 100
	Multiple Occurrence: N	Input/Output: I	Carrier: FDXE
	<b>Valid Values (if applicable or NA):</b> ASCII 7-bit format <b>Default Value (if applicable or NA):</b> NA <b>Optionality (Required, Optional, Conditional):</b> Optional <b>Shipment vs. Piece vs. Commodity Level:</b> Shipment		

## Sender Address Line 1

The maximum field length of the Sender Address Line 1 field is updated to accommodate 100 characters. The details of the update are as follows:

**Table 49: Sender Address Line 1**

Field ID	Field Name	Update	Affected Transaction
5	Sender Address Line 1	Updated Field	020/120 Global Ship Request/Reply transaction, 070/170 Meter Query or Configuration Transaction, 035/135 Child Meter Registration Transaction, 037/137 Email Label Transaction, 060/160 Freight Create BOL Transaction
	Description Sender Address Line 1 field indicates the primary address line of Shipper/Sender address from which the shipment originates.		
	Type: AN	Minimum Length: 2	Maximum Length: 100
	Multiple Occurrence: N	Input/Output: I	Carrier: FDXE
	<b>Valid Values (if applicable or NA):</b> ASCII 7-bit format <b>Default Value (if applicable or NA):</b> NA <b>Optionality (Required, Optional, Conditional):</b> Required <b>Shipment vs. Piece vs. Commodity Level:</b> Shipment		

## Sender Address Line 2

The maximum field length of the Sender Address Line 2 field is updated to accommodate 100 characters. The details of the update are as follows:

**Table 50: Sender Address Line 2**

Field ID	Field Name	Update	Affected Transaction
6	Sender Address Line 2	Updated Field	020/120 Global Ship Request/Reply transaction, 070/170 Meter Query or Configuration Transaction, 035/135 Child Meter Registration Transaction, 037/137 Email Label Transaction, 060/160 Freight Create BOL Transaction
	Description Second address line 2 of Shipper/Sender address. This is the address from which the shipment originates.		
	Type: AN	Minimum Length: 2	Maximum Length: 100
	Multiple Occurrence: N	Input/Output: I	Carrier: FDXE
	<b>Valid Values (if applicable or NA):</b> ASCII 7-bit format <b>Default Value (if applicable or NA):</b> NA <b>Optionality (Required, Optional, Conditional):</b> Optional <b>Shipment vs. Piece vs. Commodity Level:</b> Shipment		

## Sender Address Line 3

A new field Sender Address Line 3 enables the customer to include an additional address information line. The details of this field are explained in the following table.

**Table 51: Sender Address Line 3**

Field ID	Field Name	Update	Affected Transaction
2420	Sender Address Line 3	New Field	020/120 Global Ship Request/Reply transaction, 070/170 Meter Query or Configuration Transaction, 035/135 Child Meter Registration Transaction, 037/137 Email Label Transaction, 060/160 Freight Create BOL Transaction

Field ID	Field Name	Update	Affected Transaction
	Description This enables the customer to include an additional address information line.		
	Type: AN	Minimum Length: 2	Maximum Length: 100
	Multiple Occurrence: N	Input/Output: I	Carrier: FDXE
	<b>Valid Values (if applicable or NA): ASCII 7-bit format</b> <b>Default Value (if applicable or NA): NA</b> <b>Optionality (Required, Optional, Conditional): Optional</b> <b>Shipment vs. Piece vs. Commodity Level: Shipment</b>		

## Importer of Record–Address Line 1

The maximum field length of the Importer of Record–Address Line 1 field is updated to accommodate 100 characters. The details of the update are as follows:

**Table 52: Importer of Record–Address Line 1**

Field ID	Field Name	Update	Affected Transaction
<b>172</b>	Importer of Record–Address Line 1	Updated Field	<b>020 Request Transaction</b>
	Description <ul style="list-style-type: none"> <li>Importer of Record–Address Line 1 field is the first line of the address on the Importer of Record.</li> <li>Prints on the standard commercial invoice and the FedEx International Priority DirectDistribution® consolidated commercial invoice.</li> </ul>		
	Type: A	Minimum Length: 2	Maximum Length: 100
	Multiple Occurrence: N	Input/Output: I	Carrier: FDXE
	<b>Valid Values (if applicable or NA): ASCII 7-bit format</b> <b>Default Value (if applicable or NA): Not applicable</b> <b>Optionality (Required, Optional, Conditional): Required</b> Data used for this tag is required and will extend the previous max length from 35 to the new max length of 100. <b>Shipment vs. Piece vs. Commodity Level: Shipment</b>		



## Importer of Record–Address Line 2

The maximum field length of the Importer of Record–Address Line 2 field is updated to accommodate 100 characters. The details of the update are as follows:

**Table 53: Importer of Record–Address Line 2**

Field ID	Field Name	Update	Affected Transaction
173	Importer of Record–Address Line 2	Updated Field	020 Request Transaction
	Description <ul style="list-style-type: none"> <li>Importer of Record–Address Line 2 field is the second line of the address on the Importer of Record.</li> <li>Prints on the standard commercial invoice and the FedEx International Priority DirectDistribution® consolidated commercial invoice.</li> </ul>		
	Type: A	Minimum Length: 2	Maximum Length: 100
	Multiple Occurrence: N	Input/Output: I	Carrier: FDXE
	<b>Valid Values (if applicable or NA):</b> ASCII 7-bit format <b>Default Value (if applicable or NA):</b> Not applicable <b>Optionality (Required, Optional, Conditional):</b> Required Data used for this tag is on an as needed basis by the shipper to allow for more detail regarding the Importer of Record-address. <b>Shipment vs. Piece vs. Commodity Level:</b> Shipment		

## HAL Address Line 1

The maximum field length of the HAL Address Line 1 field is updated to accommodate 100 characters. The details of the update are as follows:

**Table 54: HAL Address Line 1**

Field ID	Field Name	Update	Affected Transaction
44	HAL Address Line 1	Updated Field	120 Global Ship Reply transaction
	Description <ul style="list-style-type: none"> <li>First address line of the FedEx Hold At Location where package is held for pickup.</li> <li>Ground will default to the First address line of the default HAL Location defined for the recipient postal code in the downloaded Ground HAL default location data.</li> </ul>		

Field ID	Field Name	Update	Affected Transaction
	Type: A/N	Minimum Length: 2	Maximum Length: 100
	Multiple Occurrence: N	Input/Output: I	Carrier: FDXE, FDXG
	<b>Valid Values (if applicable or NA):</b> ASCII 7-bit format <b>Default Value (if applicable or NA):</b> NA <b>Optionality (Required, Optional, Conditional):</b> Required Data used for this tag is required and will extend the previous max length from 35 to the new max length of 100. <b>Shipment vs. Piece vs. Commodity Level:</b> NA		

## HAL Address Line 2

The maximum field length of the HAL Address Line 2 field is updated to accommodate 100 characters. The details of the update are as follows:

**Table 55: HAL Address Line 2**

Field ID	Field Name	Update	Affected Transaction
<b>3148</b>	HAL Address Line 2	Updated Field	120 Global Ship Reply transaction
	Description <ul style="list-style-type: none"> <li>Second address line of the FedEx Hold At Location where package is held for pickup.</li> <li>Ground will default to the second address line of the default HAL Location defined for the recipient postal code in the downloaded Ground HAL default location data.</li> </ul>		
	Type: A/N	Minimum Length: 2	Maximum Length: 100
	Multiple Occurrence: N	Input/Output: I	Carrier: FDXE, FDXG
	<b>Valid Values (if applicable or NA):</b> ASCII 7-bit format <b>Default Value (if applicable or NA):</b> NA <b>Optionality (Required, Optional, Conditional):</b> Required Data used for this tag is required and will extend the previous max length from 35 to the new max length of 100. <b>Shipment vs. Piece vs. Commodity Level:</b> NA		

## Buyer/Sold-To Line 1

The maximum field length of the Buyer/Sold-To Line 1 field is updated to accommodate 100 characters. The details of the update are as follows:

**Table 56: Buyer/Sold-To Line 1**

Field ID	Field Name	Update	Affected Transaction
7754	Buyer/Sold-To Line 1	Updated Field	020/120 Global Ship Request/Reply Transaction
	Description <ul style="list-style-type: none"> <li>Buyer/Sold-To Address 1 field indicates first line of the address for the buyer/sold-to party of the goods for an International Ground shipment.</li> <li>Buyer/Sold-To Address 1 is printed in the buyer/sold-to party section on the Ground Commercial Invoice.</li> </ul>		
	Type: AN	Minimum Length: 1	Maximum Length: 100
	Multiple Occurrence: N	Input/Output: I	Carrier: FXE
	<b>Valid Values (if applicable or NA):</b> ASCII 7-bit format <b>Default Value (if applicable or NA):</b> NA <b>Optionality (Required, Optional, Conditional):</b> Required <b>Shipment vs. Piece vs. Commodity Level:</b> Shipment		

## Buyer/Sold-To Line 2

The maximum field length of the Buyer/Sold-To Line 2 field is updated to accommodate 100 characters. The details of the update are as follows:

**Table 57: Buyer/Sold-To Line 2**

Field ID	Field Name	Update	Affected Transaction
7755	Buyer/Sold-To Line 2	Updated Field	020/120 Global Ship Request/Reply Transaction
	Description <ul style="list-style-type: none"> <li>Buyer/Sold-To Address 2 field indicates the second line of the address for the buyer/sold-to party of the goods for an International Ground shipment.</li> <li>Buyer/Sold-To Address 2 is printed in the buyer/sold-to party section on the Ground Commercial Invoice.</li> </ul>		
	Type: AN	Minimum Length: 1	Maximum Length: 100

Field ID	Field Name	Update	Affected Transaction
	Multiple Occurrence: N	Input/Output: I	Carrier: FXE
	<b>Valid Values (if applicable or NA):</b> ASCII 7-bit format <b>Default Value (if applicable or NA):</b> NA <b>Optionality (Required, Optional, Conditional):</b> Required <b>Shipment vs. Piece vs. Commodity Level:</b> Shipment		

## Broker Address Line 1

The maximum field length of the Broker Address Line 1 field is updated to accommodate 100 characters. The details of the update are as follows:

**Table 58: Broker Address Line 1**

Field ID	Field Name	Update	Affected Transaction
1181	Broker Address Line 1	Updated Field	020/120 Global Ship Request/Reply Transaction
	<b>Description</b> <ul style="list-style-type: none"> <li>Broker Address Line 1 field is the first line of address of the broker who will clear the shipment (if other than FedEx).</li> <li>Prints on commercial invoice.</li> </ul>		
	Type: AN	Minimum Length: 2	Maximum Length: 100
	Multiple Occurrence: N	Input/Output: I	Carrier: FXE
	<b>Valid Values (if applicable or NA):</b> ASCII 7-bit format <b>Default Value (if applicable or NA):</b> NA <b>Optionality (Required, Optional, Conditional):</b> Required <b>Shipment vs. Piece vs. Commodity Level:</b> Shipment		

## Broker Address Line 2

The maximum field length of the Broker Address Line 2 field is updated to accommodate 100 characters. The details of the update are as follows:

**Table 59: Broker Address Line 2**

Field ID	Field Name	Update	Affected Transaction
1182	Broker Address Line 2	Updated Field	020/120 Global Ship Request/Reply Transaction
	Description <ul style="list-style-type: none"> <li>This tag is designed to allow the customer to use the existing Broker address line 2 in a transaction and allow for a new length 100.</li> </ul>		
	Type: AN	Minimum Length: 2	Maximum Length: 100
	Multiple Occurrence: N	Input/Output: I	Carrier: FXE
	<b>Valid Values (if applicable or NA):</b> ASCII 7-bit format <b>Default Value (if applicable or NA):</b> NA <b>Optionality (Required, Optional, Conditional):</b> Required <b>Shipment vs. Piece vs. Commodity Level:</b> Shipment		

## Alternate Return Address Line 1

The maximum field length of the Alternate Return Address Line 1 field is updated to accommodate 100 characters. The details of the update are as follows:

**Table 60: Alternate Return Address Line 1**

Field ID	Field Name	Update	Affected Transaction
1487	Alternate Return Address Line 1	Updated Field	<b>020 Request Transaction</b>
	Description <ul style="list-style-type: none"> <li>Alternate Return Address Line 1 specifies the first line of return address.</li> <li>For shipping, use Single Shot, Single Piece, Openship, or MPS.</li> </ul>		
	Type: A	Minimum Length: 2	Maximum Length: 100
	Multiple Occurrence: N	Input/Output: I	Carrier: FDXE, FDXG, FDXS

Field ID	Field Name	Update	Affected Transaction
	Valid Values (if applicable or NA): ASCII 7-bit format Default Value (if applicable or NA): NA Optionality (Required, Optional, Conditional): Required Shipment vs. Piece vs. Commodity Level: Shipment		

## Alternate Return Address Line 2

The maximum field length of the Alternate Return Address Line 2 field is updated to accommodate 100 characters. The details of the update are as follows:

**Table 61: Alternate Return Address Line 2**

Field ID	Field Name	Update	Affected Transaction
1488	Alternate Return Address Line 2	Updated Field	<b>020 Request Transaction</b>
	Description <ul style="list-style-type: none"> <li>Alternate Return Address Line 2 specifies the second line of the return address.</li> <li>For shipping, use Single Shot, Single Piece, Openship, or MPS.</li> </ul>		
	Type: A	Minimum Length: 2	Maximum Length: 100
	Multiple Occurrence: N	Input/Output: I	Carrier: FDXE, FDXG, FDXS
	Valid Values (if applicable or NA): ASCII 7-bit format Default Value (if applicable or NA): NA Optionality (Required, Optional, Conditional): Required Shipment vs. Piece vs. Commodity Level: Shipment		

## C.O.D. Return Address Line 1

The maximum field length of the C.O.D. Return Address Line 1 field is updated to accommodate 100 characters. The details of the update are as follows:

**Table 62: C.O.D. Return Address Line 1**

Field ID	Field Name	Update	Affected Transaction
1240	C.O.D. Return Address Line 1	Updated Field	<b>020 Global Ship Request, 060 Freight Create BOL Request</b>
	Description C.O.D. Return Address Line 1 field specifies the first line of the return address for the FedEx® Collect on Delivery (C.O.D.) package.		
	Type: A/N	Minimum Length: 2	Maximum Length: 100
	Multiple Occurrence: N	Input/Output: I	Carrier: FDXE, FDXG, FXFR
	Valid Values (if applicable or NA): ASCII 7-bit format Default Value (if applicable or NA): NA Optionality (Required, Optional, Conditional): Required Shipment vs. Piece vs. Commodity Level: NA		

## C.O.D. Return Address Line 2

The maximum field length of the C.O.D. Return Address Line 2 field is updated to accommodate 100 characters. The details of the update are as follows:

**Table 63: C.O.D. Return Address Line 2**

Field ID	Field Name	Update	Affected Transaction
1241	C.O.D. Return Address Line 2	Updated Field	<b>020 Global Ship Request, 060 Freight Create BOL Request</b>
	Description C.O.D. Return Address Line 2 field specifies the second line of return address for the FedEx® Collect on Delivery (C.O.D.) package.		
	Type: A/N	Minimum Length: 2	Maximum Length: 100
	Multiple Occurrence: N	Input/Output: I	Carrier: FDXE, FDXG, FXFR

---

Field ID	Field Name	Update	Affected Transaction
	Valid Values (if applicable or NA): ASCII 7-bit format Default Value (if applicable or NA): NA Optionality (Required, Optional, Conditional): Required Shipment vs. Piece vs. Commodity Level: NA		



## Nonstandard Container Flag update

The field Nonstandard Container Flag is updated with new rules. The updated details of this field are explained in the following table.

**Table 64: Nonstandard Container Flag**

Field ID	Field Name	Update	Affected Transaction
3018	Nonstandard Container Flag	Updated Field	020 Global Ship Request, 025/125 Rate Available Services Request/Reply
	<b>Description</b> <ul style="list-style-type: none"> <li>Non-standard Container Flag field specifies if non-standard packaging is used in the shipment.</li> <li>Non-standard packaging is defined as a container that is &gt;62" on any one side</li> </ul> <i>Note: Non-standard Container Flag is set to Y when it is sent in a transaction.</i>		
	Type: A/N	Minimum Length: 1	Maximum Length:1
	Multiple Occurrence: N	Input/Output: I/O	Carrier: FDXG, FDXS, FDXE
	<b>Valid Values (if applicable or NA):</b> <ul style="list-style-type: none"> <li>Y-if non-standard packaging is used</li> <li>N-if non-standard packaging is not used</li> </ul> <b>Default Value (if applicable or NA):</b> N <b>Optionality (Required, Optional, Conditional):</b> Required <b>Shipment vs. Piece vs. Commodity Level:</b> NA		

## User Experience enhancements

### Doc-Tab Settings

- The "Values" drop-down list in Doc-Tab setting is now sorted in alphabetical order (A-Z or ascending sort order). Users can now easily select the values from the drop-down list. The alphabetically sorted values make it easier to locate them.
- A new dropdown value **Sender Address Line 3** is added into Values dropdown list of Doc-Tab Settings in the FSMS Configuration screen.

Figure 3: Doc-Tab Settings tab

The screenshot shows the FedEx Configuration window with the Doc-Tab Settings tab selected. The window includes a top bar with 'Meter Number', 'Access Privileges', and 'Developer Level'. Below this are tabs for 'Advanced Settings', 'IPD / IED / IDF Settings', 'Tracking Numbers', 'SmartPost Settings', 'Shipper Settings', 'Report Settings', 'Label Settings', 'Doc-Tab Settings' (active), 'System Settings', and 'Meter Settings'. The main area is divided into sections: 'Shipping Type' with radio buttons for Express, Export Express, LTL Freight, and SmartPost; 'Doc Tab Orientation' with radio buttons for Top and Bottom; and 'Label Stock Type' with radio buttons for Leading Edge and Trailing Edge. There is a checkbox for 'Print Total Doc Tab Label' and a 'Copy To All Meters' button. The 'Doc Tab Fields' section contains a table with columns for 'Headings', 'Values', and 'Reference'. The 'Values' dropdown is open, showing a list of shipping-related terms sorted alphabetically, including 'Alternate Priority Alert Surcharge', 'Alternate QST', 'Alternate Rate Currency Code', 'Alternate Rate Return Code', 'Alternate Residential Delivery Surcharge', 'Alternate Residential Rural Surcharge', 'Alternate Saturday Delivery Surcharge', 'Alternate Saturday Pickup Surcharge', 'Alternate Signature Svc Surcharge', 'Alternate Total Customer Handling Charge', 'Alternate Total Surcharge', 'Alternate Total Surcharge Before CA', 'Alternate TPC Surcharge', 'Base Rate Amount', 'Billed Weight', 'Bonus Discount', 'COD Collect Amount', 'COD Return Address 1', 'COD Return Address 2', 'COD Return City', 'COD Return Company Name', 'COD Return Form Code', 'COD Return Name', 'COD Return Phone Number', 'COD Return Postal Code', 'COD Return State Code', 'COD Return Tracking Number', and 'COD Surcharge Amount'. The 'Reference' column has checkboxes for each row. At the bottom are buttons for 'Apply', 'Apply & Exit', 'Exit', and 'Help'.

Note: Going forward the default value of Shipping Type will be "Express."

Figure 4: Doc-Tab Settings tab with new sender address line

FedEx Configuration

Master Meter Number 413034 Access Privileges Developer Level

Advanced Settings IPD / IED / IDF Settings Tracking Numbers SmartPost Settings

Shipper Settings Report Settings Label Settings **Doc-Tab Settings** System Settings Meter Settings

**Shipping Type**

☐ Express

☐ Export Express

☒ Ground

☐ LTL Freight

☐ Print Total DocTab Label

**Doc Tab Orientation**

☒ Top

☐ Bottom

**Label Stock Type**

☒ Leading Edge

☐ Trailing Edge

Copy To All Meters

**Doc Tab Fields**

Headings	Values	Reference
	-- none --	<input type="checkbox"/>
	Recipient State Code	<input type="checkbox"/>
	Reference Information / Description	<input type="checkbox"/>
	Residential Surcharge	<input type="checkbox"/>
	RFID/EPC Number	<input type="checkbox"/>
	Sender Account Number	<input type="checkbox"/>
	Sender Address Line 1	<input type="checkbox"/>
	Sender Address Line 2	<input type="checkbox"/>
	Sender Address Line 3	<input type="checkbox"/>
	Sender City	<input type="checkbox"/>
	Sender Company	<input type="checkbox"/>
	Sender Contact Name	<input type="checkbox"/>
	Sender Country Code	<input type="checkbox"/>
	Sender Department	<input type="checkbox"/>
	Sender eMail	<input type="checkbox"/>
	Sender Fax Number	<input type="checkbox"/>
	Sender IRS / EIN Number	<input type="checkbox"/>
	Sender Pager Number	<input type="checkbox"/>
	Sender Phone Number	<input type="checkbox"/>
	Sender Postal Code	<input type="checkbox"/>
	Sender Reference Number	<input type="checkbox"/>
	Sender State Code	<input type="checkbox"/>
	Service Type	<input type="checkbox"/>
	Ship Alert eMail	
	Ship Alert Fax	
	Ship Alert Optional Message	
	Ship Date & Time	
	Ship Weight / Package Weight	
	Signature Service Surcharge	
	Terms of Sale	

Apply Apply & Exit Exit Help

## Meter Registration Utility

- The “State/Province” drop-down list has been optimized to improve the user experience. The 2-character state codes are now listed in the ascending order (A-Z) making it easier for the user to locate them.
- Address line 3 is added into the Meter Registration Utility screen which is used to enter any additional address information, like nearby landmarks and directions.

Figure 5: State/Province Drop Down List in Alphabetical Order

FedEx Meter Registration Utility -v20.01

A master meter currently exists, to request a new child meter please enter the required information below  
(All bolded fields are required)

**Master Meter:**

**FedEx Acct Number:**

**Company Name:**

**Contact Name:**

**Address 1:**

Address 2:

Address 3:

**Country/Territory:**

**City:**

**State/Province:**

**Postal:**

**Phone:**

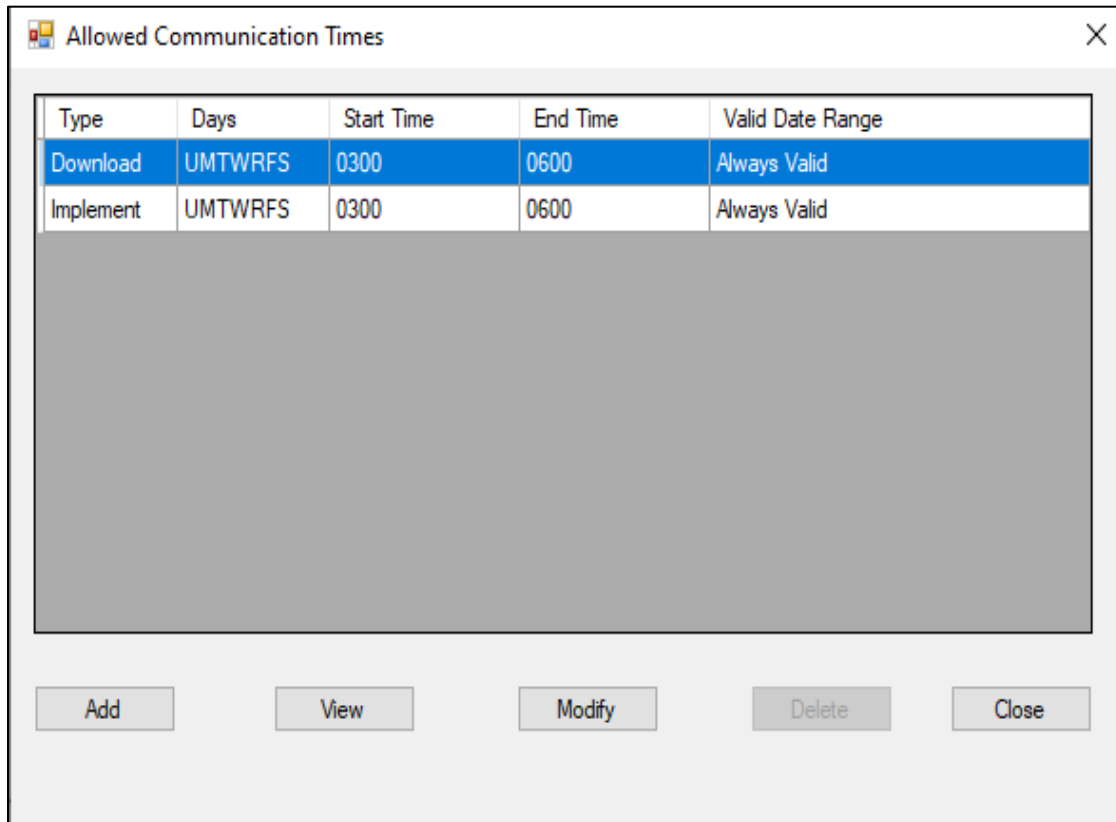
Shipper Email Address:

Next > Cancel Help

## Maintenance Window

A close button is provided in the Maintenance Window screen to enable the user to dismiss the pop-up window.

Figure 6: Maintenance Windows screen



## Report Viewer Utility

- To improve user experience, the SETTINGS menu displays "Export Directory" as first entry.
- An updated message is displayed once the mail icon is clicked on the Report Viewer Utility (accompanied by the existing parameterized folder location).

Figure 7: Report Viewer Utility - Export option



## PEEP checkbox

PEEP checkbox enables you to trigger the hourly upload when the first package for a day is shipped for the following shipment types: FedEx Express®, FedEx Ground®, FedEx SmartPost® with FedEx Ground, FedEx IPD/IDF and FedEx Intra country.

Figure 8: Meter Settings screen

*Note: To learn more about the access and functionalities of above peep checkbox, please contact your FedEx customer integration consultant or contact the FedEx Technical Support Center.*

## Country field name updated to Country/Territory

The Country field name is updated as Country/Territory to improve the user experience throughout the application. Following is one of the screenshots of the change.

Figure 9: Meter Settings screen

FedEx Meter Registration Utility -v20.01

Please enter the required information below:

FedEx Acct. Number:

Country/Territory:

Postal Code:

If you have an existing meter number for this device, please enter it below then click Next to continue. If you do not, please click Next to request a new meter from FedEx.

Meter Number:  *(Parent Only)*

This meter has also been assigned Child meters: ☐

Next > Cancel

## System Settings

The Extend 90-Day Limit - Ground checkbox is renamed as Limit Ground Future Day (90 days) to improve the user understandability.

Figure 10: System Settings screen

**FedEx Configuration**

Master Meter Number  Access Privileges Field Level

**System Settings**

Reconcile Time  ☐ ☐ Enable Password Configuration ☐ Return Rates even if they are expired

CTS Port Number  Enter Password

Web Services Port Number  Confirm Password

☐ Use Dynamic Surcharging and Fees

☒ Limit Ground Future Day (90 days)

☐ Rate 3rd Party Account

Maintenance Windows

**Database**

Backup Time

1st Backup Directory

2nd Backup Directory

**Ship History**

Retention Interval  Purge Time  ☐ Export Time

Domestic Express

International Express

International MPS Express

Ground

LTL Freight

SmartPost

Apply Apply & Exit Exit Help



## Meter Settings

A new checkbox “HAL Requirements – Destination US” is added into Meter Settings screen and It enables you to set additional Hold At Location fields as mandatory while processing 020 U.S. Domestic/International shipments.

Figure 11: Meter Settings screen

Table 65: FedEx Metter Settings field

Field	Description	User Level	User Level -View	Field Level	Support Level
HAL Requirements – Destination US	This checkbox enables you to set additional Hold At Location fields as mandatory while processing 020 U.S. Domestic/International shipments.	Visible and Editable	Visible and Editable	Visible and Editable	Visible and Editable

## Label Settings

Now “Mask Sender Account Number for T/C and D/T” checkbox is enabled for Field and Support level users and allows to mask the sender account number on an International Priority & Economy Air Waybill (AWB) label.


*Note: T/C is Transport charges, paid by shipper and D/T is Duties/Taxes, paid by recipient.*

**Figure 12: Label Settings screen**

**Table 66: Label Settings fields**

Field	Description	User Level	User Level -View	Field Level	Support Level
Mask Sender Account Number for T/C and D/T	Use this checkbox to mask the sender account number on an International Priority and Economy AWB label.	Not available	Not available	Visible and Editable	Visible and Editable

Figure 13: Thermal AWB Label Image (with masked sender account number)

ORIGIN: BABA Sender Contact Name Open Ship  Shipper Address Line Shipper City, CA 90034 UNITED STATES, US	Ship Date: 13MAY20 ActWgt: 10.00 LB CAD: 413034/FXRS1807  BILL SENDER EIN/VAT:
<b>TO Recipient Contact Name</b>  Recipient Address Line1 Recipient Address Line1 Recipient City, ON M1M1M1	7625743 <b>FedEx</b> Express (CA) <b>E</b> AWB <b>NW YBZA</b>
	
TRK# 5823 8031 5066 1 of 3	Form 0430 PKG TYPE: CUSTOMER
<b>AM</b> <b>INTL PRIORITY</b> REF: Int'l Open Shipment DESC1: BOOKS DESC2: DESC3: DESC4: EEI: NO EEI 30.36  <small>These items are controlled by the U.S. Government and authorized for export only to the country of ultimate destination for use by the ultimate consignee or end-user(s) herein identified. They may not be resold, transferred, or otherwise disposed of, to any other country or to any person other than the authorized ultimate consignee or end-user(s), either in their original form or after being incorporated into other items, without first obtaining approval from the U.S. government or as otherwise authorized by U.S. law and regulations.</small>	
COUNTRY MFG: US CARRIAGE VALUE: 150.00 USD CUSTOMS VALUE: 2000.00 USD	SIGN: Sender Contact Name T/O: S D/T: R
<small>The Montreal or Warsaw Convention may apply and will govern and in most cases limit the liability of Federal Express for loss or delay of or damage to your shipment. Subject to the conditions of the contract on the reverse.</small> <b>FEDEX AWB COPY - PLEASE PLACE IN POUCH</b>	

## Shipper Settings

The field name **State** is renamed as **State/Province** to improve the user understandability.

Figure 14: Shipper Settings screen

FedEx Configuration

Master Meter Number  Access Privileges

FedEx

Advanced Settings IPD / IED / IDF Settings Tracking Numbers SmartPost Settings

Shipper Settings Report Settings Label Settings Doc-Tab Settings System Settings Meter Settings

Add New Delete Current Account Number

Contact Name

Company Name

Department

Address Line 1

Address Line 2

Address Line 3

City

Country/Territory

State/Province

Postal Code  Cleaned Postal  Revert

Phone Number  Origin Loc ID

Meter Time Zone

Close Time

Email Address

Pager Number

Apply Apply & Exit Exit Help

☒ Master Meter

☐ Do not allow Multiple Meters per Account Number

## Internal Web Services communications

### Internal Communications Port checkbox

A new “Internal Comms Port” field is added in FSMS Configuration System Settings screen to change the port (defaults port is 8083) used for internal web service communications between FedEx Open Ship Service and the FedEx Common Services Service.

*Note: Once you update the port the FedEx Common Services service and the FedEx Openship Service must be restarted for the changes to reflect.*

**Figure 15: System Settings screen**

The screenshot shows the 'FedEx Configuration' window with the 'System Settings' tab selected. The 'Internal Comms Port' field is highlighted with a red box. Other fields include 'Reconcile Time', 'CTS Port Number', 'Web Services Port Number', 'Internal Comms Port', 'Enable Password Configuration', 'Return Rates even if they are expired', '2D Barcode Type', 'Use Dynamic Surcharging and Fees', 'Limit Ground Future Day (90 days)', 'Rate 3rd Party Account', 'Database Backup Time', '1st Backup Directory', '2nd Backup Directory', 'Ship History Retention Interval', 'Purge Time', 'Export Time', and various export file paths for Domestic Express, International Express, International MPS Express, Ground, LTL Freight, and SmartPost.

**Table 67: System Settings tab fields**

Field	Description	User Level	User Level -View	Field Level	Support Level
Internal Comms Port	Enables you to change the port (defaults port is 8083) used for internal web service communications between FedEx	Visible	Visible	Visible and Editable	Visible and Editable

Field	Description	User Level	User Level -View	Field Level	Support Level
	Open Ship Service and the FedEx Common Services Service. Once you update the port the FedEx Common Services service and the FedEx Openship Service must be restarted for the changes to reflect.				

## Internal Comms Port tag

A new field Internal Comms Port is added. The details of this field are explained in the following table.

**Table 68: Internal Comms Port**

Field ID	Field Name	Update	Affected Transaction
<b>617</b>	Internal Comms Port	New Field	070/170 Meter Query or Configuration Transaction
	Description Use this tag to set and retrieve internal Comms port.		
	Type: N	Minimum Length: 4	Maximum Length: 5
	Multiple Occurrence: N	Input/Output: I/O	Carrier: NA
	<b>Valid Values (if applicable or NA):</b> Any port number for example 8083 <b>Default Value (if applicable or NA):</b> 8083 <b>Optionality (Required, Optional, Conditional):</b> Optional <b>Shipment vs. Piece vs. Commodity Level:</b> NA		

## Special Character support

To support extended special characters or symbols, the Use “Microsoft Extended Characters Page” checkbox has been added.

Figure 16: Meter Setting screen

FedEx Configuration

Meter Number  Access Privileges Developer Level

**FedEx**

Advanced Settings IPD / IED / IDF Settings Tracking Numbers SmartPost Settings

Shipper Settings Report Settings Label Settings Doc-Tab Settings System Settings **Meter Settings**

**Express Options**

DISCOUNT Rating Options Discount Options

☐ Third Party Consignee ☒ Non Rated

00:00 Late Drop Off Time ☐ Intl Rating ☐ ExpExtFutureAllowed

IATA DG VALIDATION

FEDEX 1D Barcode Type

☐ No Upload No Ship ☐ Upload on Demand ☐ No Ship-time Rates ☒ Alcohol Shipper ☐ Global Returns Allowed

**Electronic Trade Document (ETD)**

☐ ETD Allowed

**Ground Options**

☐ Ground Enabled

DISCOUNT Rating Options Discount Options

Ground Account Number 0000000000

SCNC/Secondary Barcode 9612/2D FSMS

☒ Hazmat ☐ ECOD ☐ Label Multipack Piece Count

☐ Custom Transit Data Key

☐ Custom Transit Exclusion File

Barcode Type GROUND

**LTL Freight Options**

DISCOUNT Rating Options

Handling Charges

Software ID Data

ICTL Settings

## Initiative Control Settings updates

The Initiative Control settings now supports the below new features:

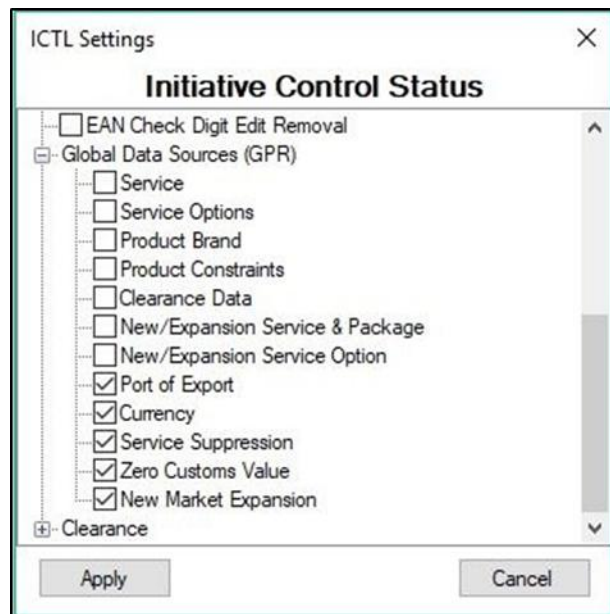
### Global Data Sources

These settings can be viewed only by the users with Field, User Level-view and Support Level access.

The following checkboxes have been added under Global Data Sources branch:

- **Port of Export** provides applicable port of export code, port of unloading code and conveyance information.
- **Currency** enables retrieval of available base currencies from the Base Currency file to determine the currencies supported by FedEx.
- **Service Suppression** enables suppression of services in 050 transaction that are not returned in the 150-transaction reply.
- **New Market Expansion** enables Authoritative Data Source (ADS) to determine if the country is served domestically or international by FedEx Express.
- **Zero Customs Value** determines whether total custom value can be zero or not.

Figure 17: ICTL Settings screen



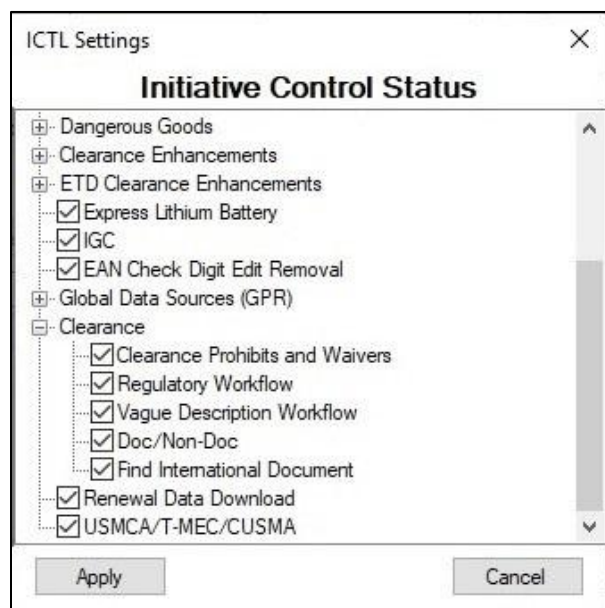


## Clearance

Now new checkboxes are available under Clearance branch:

- **Clearance Prohibits and Waivers** prevents the application from processing shipments that are prohibited by FedEx or a government agency for the export/origin or import/destination country. Prohibits apply to a country, shipment or commodity/document. Application allows shippers to process a prohibited shipment only after verifying the parties to the shipment have a waiver on file for the export and/or import restriction in their Customer Clearance Profile.
- **Regulatory Workflow** determines whether to allow customers to query what regulatory capabilities are available for a given lane such as estimated duty/taxes and prohibits functionality.
- **Vague Description Workflow** determines whether to query the new vague description file for every international shipment with a commodity or document description to determine if the description provided is too vague.
- **Doc/Non-Doc** determines whether a given origin and destination pair can accept a document, commodity, or both types of shipments.
- **Find International Documents** determines whether to allow customers access to documents that are required, maybe required, or optional for a given origin destination pair.

Figure 18: ICTL Settings with renamed branch Clearance



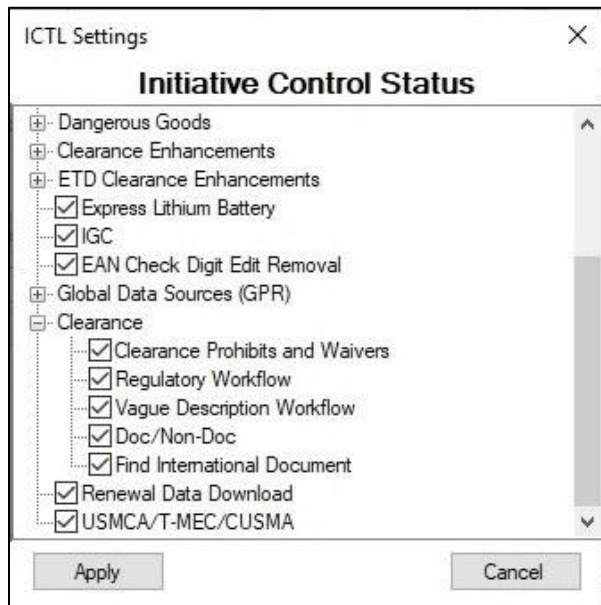
**Note:** *Clearance Prohibits and Waivers* has been renamed as **Clearance** so that clearance-related controls can be grouped together under this renamed branch.

## Renewal Data Download checkbox

The **Renewal Data Download** checkbox is added.

The Renewal Data Download checkbox enables support personal to view the database status of initiative control setting (DSMS.DISABLEMENT\_FLAG) from the user interface.

**Figure 19: ICTL Settings screen with Renewal Data Download checkbox**



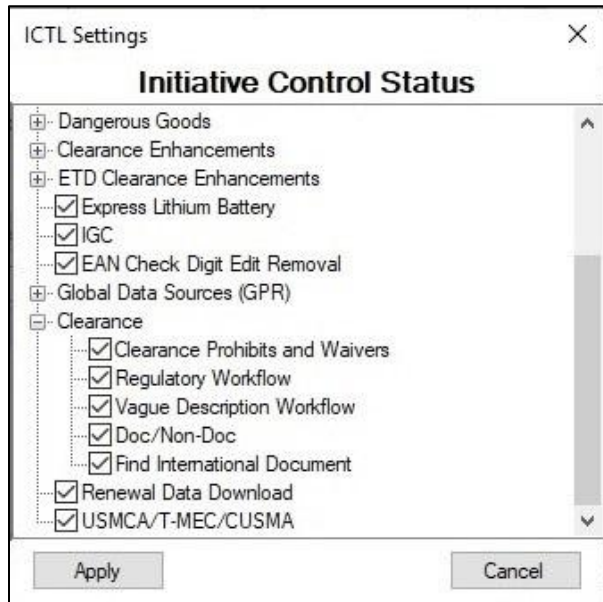
*Note: To learn more about the access and functionalities of above initiative controls, please contact your FedEx customer integration consultant or contact the FedEx Technical Support Center.*

## USMCA/T-MEC/CUSMA checkbox

The **USMCA/T-MEC/CUSMA** checkbox is added.

The USMCA/T-MEC/CUSMA checkbox enables report generation with new USMCA/T-MEC/CUSMA report content.

**Figure 20: ICTL Settings screen with USMCA/T-MEC/CUSMA checkbox**



*Note: To learn more about the access and functionalities of above initiative controls, please contact your FedEx customer integration consultant or contact the FedEx Technical Support Center.*

## FedEx SmartPost® Delivery Confirmation Numbers

The SmartPost Delivery Confirmation Numbers (Delcon) enhancements introduce a new range which begins with zero. The new Full Grand Master Range is available for download in batches for the current and future allotments.

The Reserved SmartPost Delivery Confirmation Numbers feature allows the user to request a segment of the Full Grand Master Range to be downloaded for that specific meter/account. This feature is not applicable for non-SmartPost meter numbers.

The figure below shows the Reserved SmartPost Delivery Confirmation Numbers checkbox in the Tracking Numbers tab of the configuration utility.

**Figure 21: Reserved SmartPost Delivery Confirmation Numbers checkbox**

**FedEx Configuration**

Master Meter Number  Access Privileges

**FedEx**

Shipper Settings | Report Settings | Label Settings | Doc-Tab Settings | System Settings | Meter Settings

Advanced Settings | IPD / IED / IDF Settings | **Tracking Numbers** | SmartPost Settings

**FedEx Tracking Numbers**

Start  End  Current

**FedEx Future Tracking Numbers**

Start  End

**Ground Tracking Numbers Prefixes**

GRD Account #	Start	End	Current

☒ Current Tracking Numbers ☐ Future Tracking Numbers

**SmartPost Delivery Confirmation Numbers**

Start  End  Current

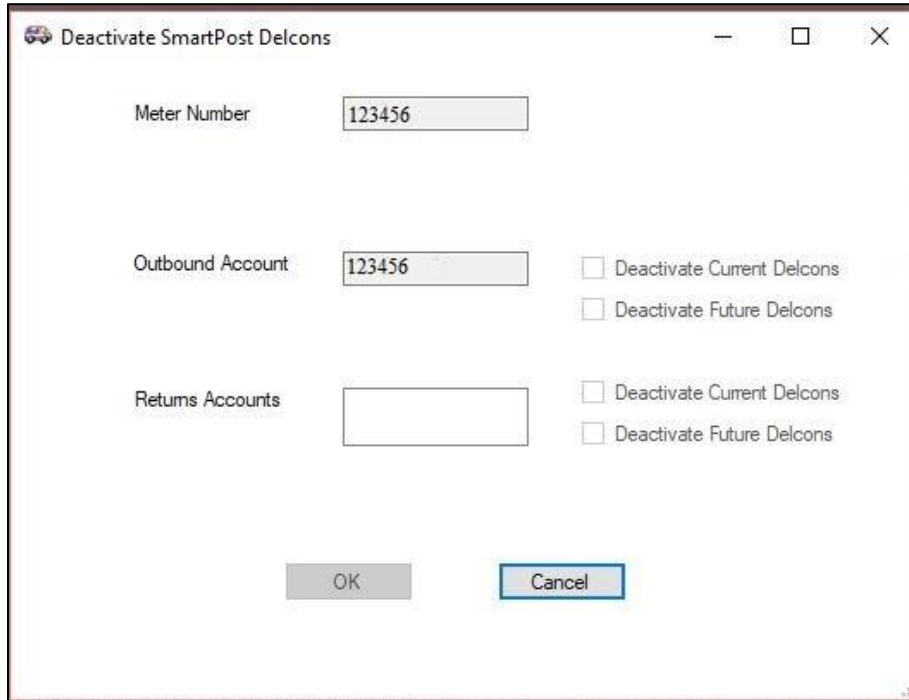
**Smartpost Returns Tracking Numbers Prefixes**

ReturnsAccountNbr	Start	End	Current

☒ Reserved SmartPost Delivery Confirmation Numbers

Deactivate Delcons is another such feature added to the Tracking Numbers tab which allows the user to selectively deactivate the current and future Delcon ranges of the SmartPost Outbound or Return account numbers. Deactivate Delcons button is disabled for any meter number other than a SmartPost meter number.

**Figure 22: Deactivate SmartPost Delcons screen**



The image shows a Windows-style dialog box titled "Deactivate SmartPost Delcons". It contains three input fields: "Meter Number" with the value "123456", "Outbound Account" with the value "123456", and "Returns Accounts" which is empty. To the right of the "Outbound Account" and "Returns Accounts" fields are two checkboxes each: "Deactivate Current Delcons" and "Deactivate Future Delcons", both of which are unchecked. At the bottom of the dialog are two buttons: "OK" and "Cancel".

Field	Value	Deactivate Current Delcons	Deactivate Future Delcons
Meter Number	123456		
Outbound Account	123456	<input type="checkbox"/>	<input type="checkbox"/>
Returns Accounts		<input type="checkbox"/>	<input type="checkbox"/>

## 2D Barcode enhancements

Now new tags are added to enable printing of 2D custom labels in base 64 format.

### 2D Base 64 Barcode

A new field to specify 2D barcode is added. The details of this field are explained in the following table.

**Table 69: 2D Base 64 Barcode**

Field ID	Field Name	Update	Affected Transaction
<b>5791</b>	2D Base 64 Barcode	New Field	020/120 Global Ship Request/Reply transaction
	Description This reply tag allows 2D custom labels to be printed in base 64 format.		
	Type: AN	Minimum Length: 2	Maximum Length: 600
	Multiple Occurrence: N	Input/Output: O	Carrier: FDXE, FDXG
	<b>Valid Values (if applicable or NA): NA</b> <b>Default Value (if applicable or NA): NA</b> <b>Optionality (Required, Optional, Conditional): NA</b> <b>Shipment vs. Piece vs. Commodity Level: Piece</b>		

## C.O.D. Return 2D Base 64 Barcode

A new field to specify C.O.D. return 2D base 64 barcode is added. The details of this field are explained in the following table.

**Table 70: C.O.D. Return 2D Base 64 Barcode**

Field ID	Field Name	Update	Affected Transaction
5792	C.O.D. Return 2D Base 64 Barcode	New Field	020/120 Global Ship Request/Reply transaction
	Description This reply tag allows C.O.D. Return 2D custom labels to be printed in base 64 format.		
	Type: AN	Minimum Length: 2	Maximum Length: 600
	Multiple Occurrence: N	Input/Output: O	Carrier: FDXE, FDXG
	<b>Valid Values (if applicable or NA): NA</b> <b>Default Value (if applicable or NA): NA</b> <b>Optionality (Required, Optional, Conditional): NA</b> <b>Shipment vs. Piece vs. Commodity Level: Piece</b>		

## IPD/IED/IDF 2D Base Barcode

A new field to specify IPD/IED/IDF 2D base 64 barcode is added. The details of this field are explained in the following table.

**Table 71: IPD/IED/IDF 2D Base 64 Barcode**

Field ID	Field Name	Update	Affected Transaction
5793	IPD/IED/IDF 2D Base 64 Barcode	New Field	020/120 Global Ship Request/Reply transaction
	Description This reply tag allows IPD/IED/IDF 2D custom labels to be printed in base 64 format.		
	Type: AN	Minimum Length: 2	Maximum Length: 600
	Multiple Occurrence: N	Input/Output: O	Carrier: FDXE, FDXG
	<b>Valid Values (if applicable or NA): NA</b> <b>Default Value (if applicable or NA): NA</b> <b>Optionality (Required, Optional, Conditional): NA</b> <b>Shipment vs. Piece vs. Commodity Level: Piece</b>		



## 2D Barcode Type dropdown

The new “2D Barcode Type” dropdown added in the System Settings screen enables the customer to choose a specific 2D Barcode type to reflect in the 120 Global Ship Reply Transaction. The options are as follows:

- Legacy
- Base 64
- Both

*Note: Now the default value is set to “Both”.*

**Figure 23: System Settings screen with 2D Barcode Type dropdown**

The screenshot shows the 'FedEx Configuration' window with the 'System Settings' tab selected. The '2D Barcode Type' dropdown menu is open, displaying the following options: Legacy, Base 64, and Both. The 'Both' option is currently selected. The interface includes various configuration fields and checkboxes for system settings, database backup, and ship history.

## No Signature Required (NSR) option

Now customers can process International Priority DirectDistribution® shipment inbound to U.S. or CA with Signature option (tag#2399) as "NSR".

Figure 24: Sample label IPD shipment with NSR

ORIGIN: PENA 9012039820	SHIP DATE: 09/09/19 ACTWGT: 2.00 LB CAD: 103909FXRS1805 DIMS: 25x25x25 IN BILL SENDER
10 PARKWAY BEIJING, CJ 100029 CHINA CN	
TO	
20 PARKWAY REDZONE STEP 013 INTL EXPRESS-IPD C COLLIERVILLE TN 38017 (US)	
148648338	REF: REDZONE STEP 013 INTL EXPRESS-IPD CRN 1
INV. NO.	DEPT.
	
CRN REL#	
CRN# 4308 5135 0190	AA
Mstr# 4308 5135 0180 0431	IPD
Q2 HCAA	NSR
	38017
	MEM
	TN-US
	

## Dry Ice weight update

To successfully process a dry ice Multiple Piece Shipment, the shipment should not exceed individual piece weight and weight of child piece should not be  $\leq 200$  KGS (i.e., tag 16).

## Custom Label Generator Utility

The Custom Label Generator Utility allows you to create and print a custom non-shipping label using the following label formats:

- 4" x 6" Doc-Tab, and 4" x 6" (Non Doc-Tab)
- 4" x 6.75" Doc-Tab
- 4" x 6.75" (Non Doc-Tab)
- 4" x 8", and 4" x 9"

The below figure displays the new screen implemented for the Custom Label Generator Utility.

**Figure 25: Custom Label Generator Utility**

## Airway Bill label

The Airway Bill label will now display Packaging Type Name (e.g., PKG: YOUR PKG) and Service Type Name (e.g., INTL PRIORITY) as shown in the below image:

**Figure 26: Airway Bill sample**


ORIGIN ID:OWAA  
SN2000 TEST  
2150 4TH AVE S  
CLEAR LAKE, IA 504282208  
UNITED STATES, US

Ship Date: 11SEP18  
ActWgt: 10.00 LB  
CAD: 413035/FXRS1900  
BILL SENDER  
EIN/VAT:

TO

**WINDSOR, ON M1M1M1**  
CANADA, CA

EC3M  
**FedEx**  
Express  
**E**  
AWB  
**XQ YBZA**  
PKG:YOUR PKG



TRK# 4451 2010 0081 Form 0430  
1 of 2

**AM**  
**INTL PRIORITY**  
REF: Step 00001-01-EXP INTL-CL  
DESC1:BOOKS  
DESC2:  
DESC3:  
DESC4:  
EEI: NO EEI 30.36

These items are controlled by the U.S. Government and authorized for export only to the country of ultimate destination for use by the ultimate consignee or end-user(s) herein identified. They may not be resold, transferred, or otherwise disposed of, to any other country or to any person other than the authorized ultimate consignee or end-user(s), either in their original form or after being incorporated into other items, without first obtaining approval from the U.S. government or as otherwise authorized by U.S. law and regulations.

COUNTRY MFG: US  
CARRIAGE VALUE: 0.00 CAD  
CUSTOMS VALUE: 1.00 CAD

SIGN: I  
T/C: S 314114221  
D/T: R

The Montreal or Warsaw Convention may apply and will govern and in most cases limit the liability of Federal Express for loss or delay of or damage to your shipment. Subject to the conditions of the contract on the reverse.

**FEDEX AWB COPY - PLEASE PLACE IN POUCH**

After printing this label:  
**1. FedEx AWB COPY** Please place the bottom label in the pouch and affix it to your shipment.  
**2. Place label in shipping pouch and affix it to your shipment.**

## .Net Framework Version 4.8

FedEx Ship Manager® Server (FSMS) now only supports .Net Framework 4.8 and higher versions.

The following error message is displayed if the installer detects a lower version of .Net Framework installed:

**“FedEx Ship Manager® Server requires that your system has the .Net Framework version 4.8 installed. Please install the required .Net Framework then run the Installer. Your system has not been modified.”**

## Remap of Regulatory value

The regulatory rules are updated with a new value **Deliver at Point of Unloading (DPU)** in place of **Deliver at Terminal (DAT)** for shipping transactions that utilize Terms of Sale (i.e. tag 72).

## Error codes and error messages

Following is the list of newly added error codes and error messages.

**Table 72: List of new error codes and messages**

Error Code	Error Messages
0216	Total package count cannot exceed 99.

Error Code	Error Messages
0230	Invalid service type.
0761	Incomplete dimension information.
0916	The packaging type for this shipment is not available for your application.
0917	The account is not enabled for this packaging type.
0924	Service option <Service Option Name> is not supported for the origin and destination pair.
0929	Service option <Service Option Name> is not supported for the destination.
0930	Service option <Service Option Name> is not supported for the origin.
0926	Packaging <Packaging Name> is not supported with service option <Service Option Name>
0925	Service <Service Name> is not supported with service option <Service Option Name>
0922	We are unable to verify the {Shipment Rule Type} waiver, permit or license for the {Prohibition Source Type} prohibition to complete this shipment for the prohibited commodity. {Prohibit Advisory Message}.
0931	Service option {0} is not supported with service option {1}. ( <i>{0} is Service Option 1 Name and {1} is Service Option 2 Name</i> ) <i>Example: Service option Accessible Dangerous Goods is not supported with service option ORMD.</i>
0934	We are unable to verify a {Shipment Rule Type} waiver, permit or license for the {Prohibition Source Type} prohibition to complete this shipment for this prohibited {Description Type} description. {Waiver Expiration Advisory Message}.
0939	Section II Lithium Batteries/Cells requires the Lithium Batteries/Cells Sub Special Services (Tag 7801).
0940	Weight entered exceeds the maximum allowed for service option ORMD/LTD.
0944	The Declared Value maximum has been exceeded due to a PACKAGING limit of 10000 USD.
0946	We are unable to process this request at this time. Please try again at a later time or contact the hotline or the support representative.
0947	Find International Document - General Failure: {0} - {1}.

Error Code	Error Messages
	(Error message contains Find International Document - General Failure along with error code received from Trade Tool in {0} and error message in {1} position.)
2087	This service does not allow multiple-piece shipments.
2404	Multiple shipper meters exist for your Shipper Account Number.
2732	Prior Freight booking required. Please call Customer Service.
2943	The selected service is not available for this origin and/or destination. Please select a different service.
5038	Payer Account Number is not configured.
5125	Pharmacy Delivery is not available with this service or for this origin and/or destination. The Pharmacy Delivery service option will be removed.
5175	The number of copies for this document is unknown for the current shipping scenario. It is your responsibility to determine if any additional documents are required. For additional assistance, please go to <a href="https://fedex.com/international">fedex.com/international</a> or the country's customs agency.
5176	Electronic letterhead/signature on documents is prohibited at this time for the current shipping scenario. It is your responsibility to determine if any additional documents are required. For additional assistance, please go to <a href="https://fedex.com/international">fedex.com/international</a> or the country's customs agency.
5177	Shipment-specific documentation was retrieved. Commodity-specific documentation is not available. It is your responsibility to determine if any additional documents are required. For additional assistance, please go to <a href="https://fedex.com/international">fedex.com/international</a> or the country's customs agency.
5501	Tag #2152 Certificate of Origin Preference Criterion is a legacy tag. Please begin using tag #618 USMCA /T-MEC/CUSMA Origin Criterion.
5502	The content received in tag #2152 = 'E' is an invalid value. This tag is a legacy tag and the new tag number 618 - USMCA/T-MEC/CUSMA Origin Criterion is the new required tag for this type of shipping.
5503	The content received in tag #2152 = 'F' is an invalid value. This tag is a legacy tag and the new tag number 618 - USMCA/T-MEC/CUSMA Origin Criterion is the new required tag for this type of shipping.
5504	The USMCA/T-MEC/CUSMA Indicator value in tag 1799 = 'I' is missing the associated Importer content. Please include that associated Importer content and retry the shipment.

---

Error Code	Error Messages
5505	The USMCA/T-MEC/CUSMA Indicator value in tag 1799 = 'E' is missing the associated Exporter content. Please include that associated Importer content and retry the shipment.
5506	The USMCA/T-MEC/CUSMA Indicator value in tag 1799 = 'P' is missing the associated Producer content. Please include that associated Importer content and retry the shipment.
9004	The document id [FID_Document_ID_number] provided is unable to be located. Please ensure that the correct document id number being provided, or needed, is correct and reattempt a download.
9999	Transaction not recognized or not supported.

## Version 20.04

### United States-Mexico-Canada agreement (USMCA/T-MEC/CUSMA)

USMCA/T-MEC/CUSMA is a trade agreement between the United States, Canada, and Mexico that replaces NAFTA effective from July 2020.

USMCA is intended to create a modernized free-trade system between the three parties that addresses recent and emerging critical issues, such as the harmonization of regulatory systems, e-commerce, and the protection of intellectual property.

#### Feature details

- As per USMCA/T-MEC/CUSMA trade agreement, importers will no longer be required to complete a formal certification document.
- Certification of origin can be achieved using informal documentation, such as the commercial invoices and can be completed by the importer, exporter, or producer or as a stand-alone document.
- Changes in duty and taxes for the customers.

#### Benefits

- Ensures customers remain compliant with the governmental regulation for free trade between US, Mexico, and Canada by supporting additional values on the Commercial Invoice that are not currently provided.
- Improves user experience, reliability, and business processes.
- Critical value or capability compared to competition.
- Allow customers to be able to continue completion of the Commercial Invoice using FedEx generated documents for USMCA/T-MEC/CUSMA, which will allow for seamless integration for Electronic Trade Documents (ETD).
- The Customers can electronically report to local Customs according to the changes to the import regulations and to provide accurate duty and tax assessment and get duty reduction benefits.
- Ability to customers to create a combined Commercial Invoice Certification of Origin (CI-COO) document in the FedEx Ship Manager Server.

For more information, please visit [FedEx.com/USMCA](https://www.fedex.com/USMCA).



## USMCA/T-MEC/CUSMA Commercial Invoice Certification of Origin (CI-COO)

USMCA/T-MEC/CUSMA Commercial Invoice Certification of Origin (CI-COO) sample shown below.

Figure 27: USMCA/T-MEC/CUSMA CI-COO of Origin sample with data - page 1

USMCA/T-MEC/CUSMA COMMERCIAL INVOICE - CERTIFICATION OF ORIGIN (Single - Use only)									
This invoice must be completed in English. <span style="float: right;">Page 1 of 2</span>									
<b>Certifier:</b> <input type="checkbox"/> Importer <input checked="" type="checkbox"/> Exporter <input type="checkbox"/> Producer <b>Ship Date:</b> 09/23/2020 <b>Air Waybill No.:</b> 305075555716 <b>Tracking No.:</b>		<b>PRODUCER:</b> <input type="checkbox"/> Various <input type="checkbox"/> Available upon request by the <b>Importer:</b> <input type="checkbox"/> Importing authorities <b>Exporter:</b> <input type="checkbox"/> Importing authorities <b>Company Name/Address:</b> producer company <b>City, St, ZIP:</b> 50000							
<b>IMPORTER:</b> <b>Tax ID#:</b> 3453454324324 <b>Contact Name:</b> ABC <b>Telephone No.:</b> 45678901234 <b>E-Mail:</b> abc@gmail.com <b>Company Name/Address:</b> 1234 Main St, 50001		<b>CONSIGNEE:</b> <b>Tax ID#:</b> 123456789123 <b>Contact Name:</b> XYZ <b>Telephone No.:</b> 987654321098 <b>E-Mail:</b> xyz@gmail.com <b>Company Name/Address:</b> recipient company <b>City, St, ZIP:</b> 1234 Main St, 45678							
<b>Country/Territory:</b> US <b>Parties to Transaction:</b> <input type="checkbox"/> Related <input type="checkbox"/> Not-Related		<b>Country/Territory:</b> US <b>Country/Territory:</b> CA							
<b>Broker Name:</b> Company <b>Contact Name:</b> Broker Name		<b>Invoice No.:</b> 1234567891234567 <b>Purchase Order No.:</b> 521345 <b>Payment Terms:</b> Bill of Lading <b>Purpose of Shipment:</b> Sold							
<b>Duties and Taxes Payable by:</b> <input checked="" type="checkbox"/> Importer <input type="checkbox"/> Exporter <input type="checkbox"/> Other <input type="checkbox"/> Consignee <input type="checkbox"/> Other <input type="checkbox"/> If Other, please specify									
No. of Packages	No. of Units	Net Weight (kg)	Unit of Measure	Description of Goods	Harmonized Tariff Number	Origin	Country of Manufacture	Unit Value	Total Value
1	1.00	100.00	PCS	SHIRTS - 100% COTTON - 100% COTTON	57030010	US	US	\$240.00	\$240.00
<b>Total Packages</b>	<b>Total Units</b>	<b>Total Net Weight (kg)</b>	<b>Total Gross Weight (kg)</b>	<b>Total Gross Weight (kg)</b>	<b>Terms of Sale:</b>	<b>Origin</b>	<b>Country of Manufacture</b>	<b>Subtotal:</b>	<b>240.00</b>
10.00	10.00	1,000.00	kg	1	kg	US	US	<b>Insurance:</b>	<b>0.00</b>
<b>Special Instructions:</b> NA								<b>Freight:</b>	<b>0.00</b>
<b>**Declaration Statement(s):**          I certify that the goods described in this document qualify as originating and the information contained in this document is true and accurate. I assume responsibility for providing such representations and agree to maintain and present upon request, or to make available during a verification visit, documentation necessary to support this certification.       </b>								<b>Other:</b>	<b>6.57</b>
I declare that all the information contained in this invoice is true and correct.								<b>Packing:</b>	<b>246.57</b>
Originator or Name of Company Representative if the invoice is being completed on behalf of a company or individual:								<b>Invoice Total:</b>	<b>246.57</b>
								<b>Currency Code:</b>	<b>USD</b>
<b>Certifier's Signature/Title:</b> <span style="float: right;"><b>Date:</b> 09/23/2020</span>									

Figure 28: USMCA/T-MEC/CUSMA CI-COO of Origin sample with data - page 2

[illegible]

USMCA/T-MEC/CUSMA Commercial Invoice Certification of Origin (CI-COO) document is added into report list. This report is generated when Express and Ground USMCA shipment transaction is done with tag 2404 with value Y.

This report is similar to Commercial Invoice (CI). Few new fields are introduced as follows:

## Declaration Statements

- I certify that the goods described in this document qualify as originating and the information contained in this document is true and accurate. I assume responsibility for proving such representations and agree to maintain and present upon request or to make available during a verification visit, documentation necessary to support this certification.
- I declare that all the information contained in this invoice to be true and correct.

## Digital Signature

Digital signature is incorporated in this report. You can sign this report digitally.

**Invoice No (tag 3002- Shipment Invoice number)**

This tag displays the invoice number of the shipment.

**Purchase Order No (tag 3001- Shipment Purchase Order Number)**

This tag displays the purchase order number of the shipment.

## Tax ID

Tax ID number of shipper/certifiers for specific country is displayed on the report.

List of Tax ID's displayed on the report:

- Tag 2167 USMCA/T-MEC/CUSMA Producer Tax ID
- Tag 1295 USMCA/T-MEC/CUSMA Exporter Tax ID
- Tag 180 USMCA/T-MEC/CUSMA Importer Tax ID

### **Phrase for US imports only**

When a 020 USMCA/T-MEC/CUSMA shipping transaction is received, and the import country is the U.S. (United States) then following phrase is displayed:

“This invoice must be completed in English.”

### **Special Instructions (tag 693- USMCA/T-MEC/CUSMA Commercial Invoice - Certification of Origin Special Instructions)**

This tag displays any kind of special instructions for the shipment. The special instructions are specifically defined by any party affiliated with the shipment (shipper, recipient, exporter, importer, producer).

### **Purpose of Shipment (tag 2397- Purpose of Shipment Code)**

This tag prints on Commercial Invoice (CI) or Pro forma Invoice or USMCA/T-MEC/CUSMA Commercial Invoice Certification of Origin (CI-COO) when valid values are entered.

## USMCA/T-MEC/CUSMA tags

To enhance USMCA feature, the following tags are updated/added:

### USMCA/T-MEC/CUSMA Origin Criterion

**Table 73: USMCA/T-MEC/CUSMA Origin Criterion**

Field ID	Field Name	Update	Affected Transaction
618	USMCA/T-MEC/CUSMA Origin Criterion	Existing field	120 Global Ship Reply transaction
	<b>Description</b> Indicate the USMCA/T-MEC/CUSMA Origin Criterion for the good(s) being shipped. This tag is used in a (formerly known as NAFTA transaction) 020 international shipping transaction for a U.S., Canada (CA), or Mexico (MX) origin to an associated and unique international destination country of U.S., CA, or MX (or an intra-country shipment).		
	<b>Type:</b> A	<b>Minimum Length:</b> 1	<b>Maximum Length:</b> 2
	<b>Multiple Occurrence:</b> Y	<b>Input/Output:</b> I	<b>Carrier:</b> FDxE, FDxG, including Freight
	<b>Valid Values:</b> A, B, C, D, E <b>Criteria Explanation:</b> <ul style="list-style-type: none"> <li><b>A</b> - The goods are wholly obtained or produced entirely in the territory of one or more of the USMCA/T-MEC/CUSMA countries, as defined in Article 4.3 of the Agreement.</li> <li><b>B</b> - The goods are produced entirely in the territory of one or more of the USMCA/T-MEC/CUSMA countries using non originating materials, provided the goods satisfy all applicable requirements of product-specific rules of origin, as defined in Article 4.3 of the Agreement.</li> <li><b>C</b> - The goods are produced entirely in the territory of one or more of the USMCA/T-MEC/CUSMA countries exclusively from originating materials.</li> <li><b>D</b> - The goods are produced entirely in the territory of one or more of the USMCA/T-MEC/CUSMA countries. It is classified with its materials or satisfies the “unassembled goods” requirement and meets a regional value content threshold of not less than 60% if the transaction value method is used, or not less than 50% if the net cost method is used (not including RVC for autos); except for goods in Chapter 61-63 of the Harmonized Tariff Schedule (HTS).</li> <li><b>E</b> - Applicable for US, CA &amp; MX imports as a transactional value.</li> </ul> <b>Notes:</b> <ul style="list-style-type: none"> <li>When the value “E” is provided for U.S. imports during a 020-shipping transaction then statement “Product of Schedule II of the USMCA Appendix A to 19 CFR 182 – Rules of Origin Regulations” will be printed on USMCA/T-MEC/CUSMA Certificate of Origin report and USMCA/T-MEC/CUSMA Commercial Invoice - Certificate of Origin report.</li> <li>When the value “E” is provided for Canada imports during a 020-shipping transaction then statement “Schedule 2 of the CUSMA Rules of Origin Regulations” will be printed on USMCA/T-MEC/CUSMA Certificate of Origin and USMCA/T-MEC/CUSMA Commercial Invoice - Certificate of Origin.</li> </ul>		

Field ID	Field Name	Update	Affected Transaction
	<ul style="list-style-type: none"> <li>When the value "E" is received for Mexico imports during a 020-shipping transaction then the value "E" will be printed on USMCA/T-MEC/CUSMA Certificate of Origin and USMCA/T-MEC/CUSMA Commercial Invoice - Certificate of Origin.</li> <li>Click the links below to view the complete details on the rules for the Importing Country: <a href="#">United States</a> • <a href="#">Mexico</a> • <a href="#">Canada</a>.</li> </ul> <p><b>Default Value:</b> Blank</p> <p><b>Optionality:</b> Required</p> <p><b>Shipment vs. Piece vs. Commodity vs. Combination Level:</b> Commodity</p>		

## USMCA/T-MEC/CUSMA Commercial Invoice - Certification of Origin Special Instructions

Table 74: USMCA/T-MEC/CUSMA Commercial Invoice - Certification of Origin Special Instructions

Field ID	Field Name	Update	Affected Transaction
693	USMCA/T-MEC/CUSMA Commercial Invoice - Certification of Origin Special Instructions	New Field	120 Global Ship Reply transaction
	<p><b>Description</b></p> <ul style="list-style-type: none"> <li>Displays special instructions for the shipment.</li> <li>The special instructions are specifically defined by any party affiliated with the shipment (shipper, recipient, exporter, importer, producer).</li> <li>Default value: Blank</li> </ul>		
	<b>Type:</b> N	<b>Minimum Length:</b> 1	<b>Maximum Length:</b> 175
	<b>Multiple Occurrence:</b> N	<b>Input/Output:</b> I	<b>Carrier:</b> FDXE, FDXG, FXFR
	<p><b>Valid Values:</b> NA</p> <p><b>Default Value:</b> Blank</p> <p><b>Optionality:</b> Optional</p> <p><b>Shipment vs. Piece vs. Commodity vs. Combination Level:</b> Shipment</p>		

## USMCA/T-MEC/CUSMA Certifier Title

**Table 75: USMCA/T-MEC/CUSMA Certifier Title**

Field ID	Field Name	Update	Affected Transaction
<b>2170</b>	USMCA/T-MEC/CUSMA Certifier Title	Existing field	120 Global Ship Reply transaction
	<b>Description</b> <ul style="list-style-type: none"> <li>Business title of the Certifier/person responsible for signing of documents mentioned in the field 2169 (USMCA/T-MEC/CUSMA Certification of Origin - Name) for the certification of origin.</li> <li>Examples: Shipping Clerk, Shipping Manager, Office Manager, etc.</li> </ul>		
	<b>Type:</b> AKE	<b>Minimum Length:</b> 1	<b>Maximum Length:</b> 35
	<b>Multiple Occurrence:</b> N	<b>Input/Output:</b> I	<b>Carrier:</b> FDXE, FDXG, FXFR
	<b>Valid Values:</b> NA <b>Default Value:</b> NA <b>Optionality:</b> Required <b>Shipment vs. Piece vs. Commodity vs. Combination Level:</b> Shipment		

## USMCA/T-MEC/CUSMA new reports

Following new reports names are added into Report types tag values.

**Table 76: Report Type Codes**

Code	Report Name
084	Ground USMCA/T-MEC/CUSMA CI COO
085	Express USMCA/T-MEC/CUSMA CI COO

## FedEx® International Connect Plus

FedEx International Connect Plus is a contractual service which offers shipping options with varying prices which are less expensive and similar to FedEx International Priority® service.

### Features and Benefits:

- Offers door-to-delivery, customs-cleared delivery options
- Typically delivering in 2-5 business days
- Accommodates lower-weight pieces (ideally below 70 lbs.)
- Shipment is redirected to an alternate location for customers to collect at their convenience if the delivery attempt is unsuccessful
- No residential delivery surcharges
- Service is available through latest FedEx automation platforms and many FedEx certified solution providers
- Only contractually available in select markets
- No money back guarantee
- Provides near to real-time tracking and notification options throughout the shipping journey

**Table 77: Shipment Documentation Flag**

FedEx International Services (including U.S. Export)	Code
FedEx International Connect Plus	EC

## Additional tags

### Shipment Documentation Flag

This field is updated with a new value. The details of the update are as follows:

**Table 78: Shipment Documentation Flag**

Field ID	Field Name	Update	Affected Transaction
2404	Shipment Documentation Flag	Existing field	060/160 Freight create BOL request
	<b>Description</b> <ul style="list-style-type: none"> <li>Shipment Documentation Flag field indicates to specify types of shipping and customs documents you want to generate.</li> <li>Select types by changing appropriate position to Y. For example, YNNNY.</li> </ul> <p><i>Notes:</i></p> <ul style="list-style-type: none"> <li>The Commercial Invoice (CI) and pro forma invoice are mutually exclusive. If both are requested, only the Commercial Invoice is printed. The Pro Forma Invoice is not allowed for FedEx Ground, and if requested, the Commercial Invoice (CI) is printed instead.</li> <li>Field 2404 with Commercial Invoice (1) set to Y does not cause upload of CI or VISA data. It only prints the CI document. Field 113 prints and uploads data.</li> <li>If generating a commercial invoice, Field 113 must be set to Y.</li> </ul>		
	<b>Type:</b> A	<b>Minimum Length:</b> NA	<b>Maximum Length:</b> 5
	<b>Multiple Occurrence:</b> NA	<b>Input/Output:</b> I	<b>Carrier:</b> FDXE, FDXG
	<b>Valid Values:</b> <ul style="list-style-type: none"> <li>1 — Commercial Invoice (default Y)</li> <li>2 — Pro forma Invoice (default N)</li> <li>3 — Certification of Origin (default N)</li> <li>4 — Shipment Detail (default N)</li> <li>5 — USMCA/T-MEC/CUSMA COO (default N)</li> <li>6 — USMCA/T-MEC/CUSMA CI COO (default N)</li> </ul> <p><b>Default Value:</b> N</p> <p><b>Optionality:</b> Optional</p> <p><b>Shipment vs. Piece vs. Commodity vs. Combination Level:</b> Shipment</p>		

### ETD Document Type

This field is updated with new values. The details of the update are as follows:



Table 79: ETD Document Type

Field ID	Field Name	Update	Affected Transaction
2818	ETD Document Type	Existing field	020/120 Global Ship Request/Reply/049/149 Pre-Shipment Document Upload Request/Reply/049/149 Document Upload Postshipment Request/Reply
	<b>Description</b> <ul style="list-style-type: none"> <li>ETD Document Type field determines type of document(s) that are electronically uploaded. It is used with field 2819 (Electronic Trade Documents filename).</li> <li>For multiple documents being uploaded in this transaction, each occurrence of Field 2819 must have a corresponding occurrence of Field 2818 with the valid value set.</li> <li>Example: If the first occurrence of 2819 (2819-1) has a file name of "C:\Folder\CommercialInvoice.txt," then subsequently, Field 2818 and the first occurrence (2818-1) should be set to 1 (Commercial Invoice) for the document type.</li> </ul> <p><i>Notes:</i></p> <ul style="list-style-type: none"> <li><i>It is the customer's responsibility to ensure that the document uploaded matches the valid value passed in for this tag.</i></li> <li><i>There are a few countries (e.g., China) that will allow ETD but not allow the CI or PI to be uploaded. In this scenario, if the user has indicated the shipment as ETD via tag# 2818 (ETD Document Type), the documents can still be uploaded as long as the required images (letterhead, signature or both) are included. ETD takes precedence in this scenario.</i></li> </ul>		
	Type: N	Minimum Length: 1	Maximum Length: 1
	Multiple Occurrence: N	Input/Output: I/O	Carrier: FDXE, FDXG
	<b>Valid Values:</b> <ul style="list-style-type: none"> <li>0 - Label Upload (this is an output response value only)</li> <li>1 - Commercial Invoice</li> <li>2 - Certificate of Origin</li> <li>3 - Pro forma Invoice</li> <li>4 - USMCA/T-MEC/CUSMACOO - USMCA/T-MEC/CUSMA Certification of Origin</li> <li>5 - Other – Unidentified or Not Classified</li> <li>6 - USMCA/T-MEC/CUSMACICOO - USMCA/T-MEC/CUSMA Commercial Invoice - Certification of Origin</li> </ul> <p><b>Default Value:</b> Blank</p> <p><b>Optionality:</b> Required</p> <p><b>Shipment vs. Piece vs. Commodity vs. Combination Level:</b> Package</p>		

## Rate Quote Type

This field is updated with new values. The details of the update are as follows:

**Table 80: Rate Quote Type**

Field ID	Field Name	Update	Affected Transaction
3062	Rate Quote Type	Existing Field	020 Global Ship Request, 025 Rate All Services Request
	<b>Description</b> Specifies the type of rates returned in the 120 Global Ship Reply transaction.		
	<b>Type:</b> N	<b>Minimum Length:</b> 1	<b>Maximum Length:</b> 1
	<b>Multiple Occurrence:</b> N	<b>Input/Output:</b> I	<b>Carrier:</b> FDXE, FDXG
	<b>Valid Values:</b> <ul style="list-style-type: none"> <li>1 - Account Specific Rates only (default)</li> <li>2 - Standard List Rates and Account Specific Rates</li> <li>3 - No Ship-time Rates</li> <li>4 - Account Specific Rate, Standard List Rate and Alternate Rate</li> <li>5 - Account Specific Rate and Alternate Rate</li> <li>6 - Standard List only</li> </ul> <b>Default Value:</b> NA <b>Optionality:</b> Optional <b>Shipment vs. Piece vs. Commodity Level:</b> Shipment		

## CTS Port Number

A new tag CTS Port Number is added. The details of this field are explained in the following table.

**Table 81: CTS Port Number**

Field ID	Field Name	Update	Affected Transaction
622	CTS Port Number	New Field	070/170 Meter Query or Configuration Transaction
	<b>Description</b> Use this tag to modify or retrieve the port number which listens/receives a transaction from a client. <i>Note:</i>		

Field ID	Field Name	Update	Affected Transaction
	<ul style="list-style-type: none"> <li>The port must be currently inactive to listen an incoming transaction. Any port already in use can pose a conflict, at which point, another port number should be used. Higher level of success can be achieved when using (or starting) at port 1000 and higher as a lower bound implying the minimum length should be 4 digits, rather than 1.</li> <li>The range of the tag is min= 1024 to max= 65535. If the value exceeds the maximum value, then an error message is displayed.</li> </ul>		
	Type: N	Minimum Length: 4	Maximum Length: 5
	Multiple Occurrence: N	Input/Output: I/O	Carrier: FDXE, FDXS
	<p><b>Valid Values:</b> 1024 – 65535</p> <p><b>Default Value:</b> 2000</p> <p><b>Optionality:</b> Optional/Required</p> <p>Optional = at the discretion of a user wanting to do any update via the 070-meter update transaction.</p> <p>Required = being added as new functionality for a 070-meter query transaction to return all relevant information for a configured meter.</p> <p><b>Shipment vs. Piece vs. Commodity Level:</b> NA</p>		

## Use Dynamic Surcharging

A new tag Use Dynamic Surcharging is added. The details of this field are explained in the following table.

**Table 82: Use Dynamic Surcharging**

Field ID	Field Name	Update	Affected Transaction
1381	Use Dynamic Surcharging	New Field	070 Meter Query or Configuration Request
	<b>Description</b> Field is used to enable or disable the Dynamic Surcharging functionality for Express, Ground, and SmartPost shipments.		
	<b>Type:</b> A	<b>Minimum Length:</b> 1	<b>Maximum Length:</b> 1
	<b>Multiple Occurrence:</b> N	<b>Input/Output:</b> I/O	<b>Carrier:</b> FDXE, FXFR, FDXS
	<b>Valid Values:</b> <ul style="list-style-type: none"> <li>Y – Enable</li> <li>N – Disable</li> </ul> <b>Default Value:</b> N - Disable <b>Optionality:</b> Optional <b>Shipment vs. Piece vs. Commodity vs. Combination Level:</b> Shipment/Configuration		

## Shipper Phone Extension Number

A new tag Shipper Phone Extension Number is added. The details of this field are explained in the following table.

**Table 83: Shipper Phone Extension Number**

Field ID	Field Name	Update	Affected Transaction
621	Shipper Phone Extension Number	New Field	070 Meter Query or Configuration Request
	<b>Description</b> <ul style="list-style-type: none"> <li>Field allows to modify or retrieve the shipper phone extension number.</li> <li>It is a numeric only field.</li> </ul>		
	<b>Type:</b> A	<b>Minimum Length:</b> 1	<b>Maximum Length:</b> 6
	<b>Multiple Occurrence:</b> N	<b>Input/Output:</b> I/O	<b>Carrier:</b> FDXE, FXFR, FDXS
	<b>Valid Values:</b> Digits 0 to 9 (up to a maximum length of six are allowed). <b>Default Value:</b> NA <b>Optionality:</b> Required/Optional Required = To return all relevant information for a configured meter. Optional = If you want to make updates via the 070-meter update transaction. <b>Shipment vs. Piece vs. Commodity vs. Combination Level:</b> NA		

## Ship History Export Code

A new tag Ship History Export Code is added. The details of this field are explained in the following table.

**Table 84: Ship History Export Code**

Field ID	Field Name	Update	Affected Transaction
628	Ship History Export Code	New Field	070 Meter Query or Configuration Request
	<b>Description</b> <ul style="list-style-type: none"> <li>This field allows you to modify or retrieve a code value which is associated with a "header"/"label"/"field name"/"label type" from the FedEx Config screen for a specific directory or filename for the items defined in the ship history or database backup sections on the System Settings tab.</li> <li>This field is used in conjunction with field 689 - Directory/folder path for Ship History/Database Export.</li> </ul>		

Field ID	Field Name	Update	Affected Transaction
	<b>Type:</b> AKE	<b>Minimum Length:</b> 3	<b>Maximum Length:</b> 3
	<b>Multiple Occurrence:</b> Y	<b>Input/Output:</b> I/O	<b>Carrier:</b> FDXE, FXFR, FDXS
	<p><b>Valid Values:</b></p> <ul style="list-style-type: none"> <li>Valid Values: <ul style="list-style-type: none"> <li>001</li> <li>002</li> <li>003</li> <li>004</li> <li>005</li> <li>006</li> </ul> </li> </ul> <p><i>Note:</i></p> <ul style="list-style-type: none"> <li>001 = Domestic Express</li> <li>002 = International Express</li> <li>003 = International MPS Express</li> <li>004 = Ground</li> <li>005 = LTL Freight</li> <li>006 = SmartPost</li> </ul> <p><b>Default Value:</b> NA</p> <p><b>Optionality:</b> Required/Optional</p> <p>Required = To return all relevant information for a configured meter.</p> <p>Optional = If you want to make updates via the 070-meter update transaction. <b>Shipment vs. Piece vs. Commodity vs. Combination Level:</b> Shipment</p>		

## Directory/folder path for Ship History/Database Export

A new tag Directory/folder path for Ship History/Database Export is added. The details of this field are explained in the following table.

**Table 85: Directory/folder path for Ship History/Database Export**

Field ID	Field Name	Update	Affected Transaction
689	Directory/folder path for Ship History/Database Export	New Field	070 Meter Query or Configuration Request
	<b>Description</b> <ul style="list-style-type: none"> <li>This field allows you to modify or retrieve the associated value (which is associated with a "header"/"label"/"field name" from the FXRS config screen) for a specific directory or filename for the fields defined in the ship history or database backup sections, under the System Settings tab of FedEx Configuration.</li> <li>This field is used in conjunction with field 628 - Ship History Export.</li> </ul>		
	Type: AKE	Minimum Length: NA	Maximum Length: 256
	Multiple Occurrence: Y	Input/Output: I/O	Carrier: FDXE, FXFR, FDXS
	<p><b>Valid Values:</b> .TXT files with the naming convention <b>EXPORT[n]</b> (where the [n] ranges from 1 to 6 like <b>EXPORT1.TXT</b> through <b>EXPORT6.TXT</b>).</p> <p><b>Default Value:</b> Hard drive and folder location during a new installation like c:\FedEx\.</p> <p><i>Note: The hard drive and folder location can be overwritten at the discretion of the user performing the installation.</i></p> <p><b>Optionality:</b> Required/Optional</p> <p>Required = To return all relevant information for a configured meter.</p> <p>Optional = If you want to make updates via the 070-meter update transaction.</p> <p><b>Shipment vs. Piece vs. Commodity vs. Combination Level:</b> Shipment</p>		

## Return Rates Even If They Are Expired

A new tag Return Rates Even If They Are Expired is added. The details of this field are explained in the following table.

**Table 86: Return Rates Even If They Are Expired**

Field ID	Field Name	Update	Affected Transaction
629	Return Rates Even If They Are Expired	New Field	070 Meter Query or Configuration Request
	<b>Description</b> <ul style="list-style-type: none"> <li>This field allows you to enable/disable (turn on/off) returning rates in a reply transaction even if they are expired.</li> </ul>		
	<b>Type:</b> A	<b>Minimum Length:</b> 1	<b>Maximum Length:</b> 1
	<b>Multiple Occurrence:</b> N	<b>Input/Output:</b> I/O	<b>Carrier:</b> FDXE, FXFR, FDXS
	<b>Valid Values:</b> <ul style="list-style-type: none"> <li>Y</li> <li>N</li> </ul> <b>Default Value:</b> N <b>Optionality: Required*</b> Required = To return all relevant information for a configured meter. Optional = If you want to make updates via the 070-meter update transaction. <b>Shipment vs. Piece vs. Commodity vs. Combination Level:</b> Shipment/Configuration		
Field ID	Field Name	Update	Affected Transaction
638	Return Rates Even If They Are Expired	New Field	070 Meter Query or Configuration Request/170 Meter Query or Configuration Reply
	<b>Description</b> <p>This tag allows to modify the ability to enable or disable the option for returning ground rates in a reply transaction, even if they are expired.</p>		
	<b>Type:</b> A	<b>Minimum Length:</b> 1	<b>Maximum Length:</b> 1
	<b>Multiple Occurrence:</b> N	<b>Input/Output:</b> I/O	<b>Carrier:</b> FDXE, FXFR, FDXS



Field ID	Field Name	Update	Affected Transaction
	<b>Valid Values:</b> <ul style="list-style-type: none"> <li>Y</li> <li>N</li> </ul> <b>Default Value:</b> N <b>Optionality:</b> Required* Required = To return all relevant information for a configured meter. Optional = If you want to make updates via the 070-meter update transaction. <b>Shipment vs. Piece vs. Commodity vs. Combination Level:</b> Shipment/Configuration		

## Suggested Documents

Existing tag Suggested Documents is updated with new values. The details of this field are explained in the following table.

**Table 87: Return Rates Even If They Are Expired**

Field ID	Field Name	Update	Affected Transaction
5591	Suggested Documents	Existing Field	020/120 Global Ship Request/Reply transaction
	<b>Description</b> This field is used to identify one or more documents that a return shipper wants to include when tendering the return shipment to FedEx.		
	<b>Type:</b> N	<b>Minimum Length:</b> 1	<b>Maximum Length:</b> 3
	<b>Multiple Occurrence:</b> N	<b>Input/Output:</b> I	<b>Carrier:</b> FDXE, FDXG, FXSP
	<b>Valid Values:</b>		
	1–Antique Declaration (EU)	16– USMCA/T-MEC/CUSMA Certification of Origin (CA)–English (Deprecated)	
	2–Antique Declaration (US)	17– USMCA/T-MEC/CUSMA Certification of Origin–Spanish	
3–Foreign Assembler's Declaration	18–Packing List		
4–Bearing Check Sheet	19–Repaired Watch Breakout Worksheet		
5–Video-Film Declaration	20–Declaration for Free Entry of Returned American Products		

Field ID	Field Name	Update	Affected Transaction
	6—Certification for Shipments to Syria Via FedEx Express		21—FCC 740 Statement Regarding the Importation of Radio Frequency Devices Capable of Causing Harmful Interference
	7—Checklist for Bare/Populated Printed Circuit Boards		22—Toxic Substance Control Act (TSCA) Certification
	8—Caribbean Common Market Commercial Invoice		23—U.S. Watch Repair Declaration
	9—Conifer Solid Wood Packing Material to the People's Republic of China		24—U.S. Watch Worksheet for New Watches
	10—Declaration for Imported Electronic Products Subject to Radiation Control Standards		25—U.S.—Caribbean Basin Trade Partnership Act Certification of Origin (Textiles)
	11—Declaration of Biological Shipments		26—U.S.—Caribbean Basin Trade Partnership Act Certification of Origin (Non -Textiles)
	12—Electronic Integrated Circuit Worksheet		27—USMCA/T-MEC/CUSMA Commercial Invoice - Certification of Origin English
	13—International Footwear Association / Footwear Retailers of America Interim Footwear Invoice		28—USMCA/T-MEC/CUSMA Commercial Invoice - Certification of Origin French
	14— USMCA/T-MEC/CUSMA Certification of Origin (US)		27—USMCA/T-MEC/CUSMA Commercial Invoice - Certification of Origin Spanish
	15— USMCA/T-MEC/CUSMA Certification of Origin (CA)—French		
<b>Default Value:</b> NA <b>Optionality:</b> Optional <b>Shipment vs. Piece vs. Commodity vs. Combination Level:</b> Package			

The tag 618 description for USMCA/T-MEC/CUSMA Origin Criterion E value is updated.

Field ID	Field Name	Update	Affected Transaction
618	USMCA/T-MEC/CUSMA Origin Criterion	Existing Field	Transactions: 095/195 Reprint Request/Reply - Open Ship MPS
	<b>Description</b> <ul style="list-style-type: none"> <li>Identifies if the good(s) being shipped qualifies below set of criteria's <ul style="list-style-type: none"> <li>Criterion A: The goods are wholly obtained or produced entirely in the territory of one or more of the USMCA/T-MEC/CUSMA countries, as defined in Article 4.3 of the Agreement.</li> <li>Criterion B: The goods are produced entirely in the territory of one or more of the USMCA/T-MEC/CUSMA countries using non originating materials, provided the goods satisfy all applicable requirements of product specific rules of origin, as defined in Article 4.3 of the Agreement.</li> <li>Criterion C: The goods are produced entirely in the territory of one or more of the USMCA/T-MEC/CUSMA countries exclusively from originating materials.</li> <li>Criterion D: The goods are produced entirely in the territory of one or more of the USMCA/T-MEC/CUSMA countries. It is classified with its materials or satisfies the "unassembled goods" requirement and meets a regional value content threshold of not less than 60% if the transaction value method is used, or not less than 50% if the net cost method is used (not including RVC for autos); except for goods in Chapter 61-63 of the Harmonized Tariff Schedule (HTS).</li> <li>Criterion E: Product of Schedule II of the USMCA Appendix A to 19 CFR 182 – Rules of Origin Regulations.</li> </ul> </li> </ul> <p>Note: Click the links below to view the complete details of the Rules of Origin for the Importing Country: <a href="#">United States</a> • <a href="#">Mexico</a> • <a href="#">Canada</a>.</p> <ul style="list-style-type: none"> <li>This tag is used in a (formerly known as NAFTA transaction) 020 international shipping transaction for a U.S., Canada (CA), or Mexico (MX) origin to an associated and unique international destination country of U.S., CA, or MX (or an intra-country shipment).</li> <li>Valid values are: A, B, C, D, E</li> <li>Default value: Blank</li> </ul> <p>Notes:</p> <ul style="list-style-type: none"> <li>When the value "E" is received for U.S. or MX imports during a 020 USMCA/T-MEC/CUSMA shipping transaction then USMCA/T-MEC/CUSMA Origin Criterion value is printed on the newly implemented USMCA/T-MEC/CUSMA Certification of Origin report or USMCA/T-MEC/CUSMA Commercial Invoice - Certification of Origin report is "Product of Schedule II of the USMCA Appendix A to 19 CFR 182 – Rules of Origin Regulations"</li> <li>When the value "E" is received for Canada imports during a 020 USMCA/T-MEC/CUSMA shipping transaction then USMCA/T-MEC/CUSMA Origin Criterion value to be printed on the newly implemented USMCA/T-MEC/CUSMA Certification of Origin report or USMCA/T-MEC/CUSMA Commercial Invoice - Certification of Origin report is "Schedule 2 of the CUSMA Rules of Origin Regulations".</li> </ul>		
	Type: A	Minimum Length: 1	Maximum Length: 2
	Valid for: INTL	Input/Output: I	Services: FDXE, FDXG

## Create Document Shipment

New tag 643 is added to Meter Query or Configuration Request and Reply Transaction.

**Table 88: Create Document Shipment**

Field ID	Field Name	Update	Affected Transaction
643	Create IPD/IED/DF Overnight Envelope	New Field	070 Meter Query or Configuration Request/170 Meter Query or Configuration Reply
	<b>Description</b> This tag is available as a control within the FXRS config screen. This allows customization of label printing for a set of clearance documents associated to IPD/IED/IDF shipments.		
	<b>Type:</b> A	<b>Minimum Length:</b> 1	<b>Maximum Length:</b> 1
	<b>Multiple Occurrence:</b> Y	<b>Input/Output:</b> I/O	<b>Carrier:</b> FDXE
	<b>Valid Values:</b> <ul style="list-style-type: none"> <li>• Y</li> <li>• N</li> </ul> <b>Default Value:</b> N <b>Optionality:</b> Conditional Required = To return all relevant information for a configured meter. Optional = To perform any updates via the 070-meter update transaction. <b>Shipment vs. Piece vs. Commodity vs. Combination Level:</b> Shipment		

## User Experience enhancements

### Report Settings

A new Freight report named **USMCA/T-MEC/CUSMA Commercial Invoice - Certification of Origin** is added into Report Settings.

Figure 29: Report Settings screen

FedEx Configuration

Master Meter Number: 413034 Access Privileges Developer Level

FedEx

Advanced Settings IPD / IED / IDF Settings Tracking Numbers SmartPost Settings

Shipper Settings **Report Settings** Label Settings Doc-Tab Settings System Settings Meter Settings

Reports

- Domestic
- International
- Ground
- DG
- Freight
  - Bill Of Lading
  - Commercial Invoice
  - Certificate of Origin
  - USMCA/T-MEC/CUSM
  - USMCA/T-MEC/CUSMA Commercial Invoice - Certification of Origin
- Shipment Summary
- SmartPost

Copy To All Meters

Copy To All Reports

Report Format: PDF

Digital Letterhead Image Path

Default Letterhead Image

Printer

Directory: C:\FedEx\FedEx\_Reports

Digital Signature Path

Default Signature Image

Report Print Options

- End of Day Close
- Reference Confirmation

Apply Apply & Exit Exit Help

The radio button **FedEx Generated** on the Report Settings screen is rewritten accurately as per Brand name of the company **FedEx Generated**.

**Figure 30: Report Settings screen**

FedEx Configuration

Master Meter Number  Access Privileges

FedEx

Advanced Settings IPD / IED / IDF Settings Tracking Numbers SmartPost Settings

Shipper Settings **Report Settings** Label Settings Doc-Tab Settings System Settings Meter Settings

Domestic

International

Courier

Invoice

Shipments

**Commercial Invoice**

Visa

EOD

International Batch U

International Proform

International Certificate

International Shipme

International Returns

USMCA/T-MEC/CU

USMCA/T-MEC/CU

IPD Distribution [IPD/IED]

Copy To All Meters

Copy To All Reports

Electronic Trade Document

☒ Customer Generated

☐ FedEx Generated

Printer

Directory

Report Print Options

☐ End of Day Close

☐ Reference Confirmation

Apply Apply & Exit Exit Help

During Ground or Express shipments, the Report Settings tab enables you to either choose **Customer Generated** or **FedEx Generated** option for documents **USMCA/T-MEC/CUSMA Commercial Invoice - Certification Origin** or **USMCA/T-MEC/CUSMA Certification Origin** report.

If any of the option is not selected, then by default **Customer Generated** option is selected.

**Figure 31: Screen with USMCA/T-MEC/CUSMA Certification Of Origin report selected**

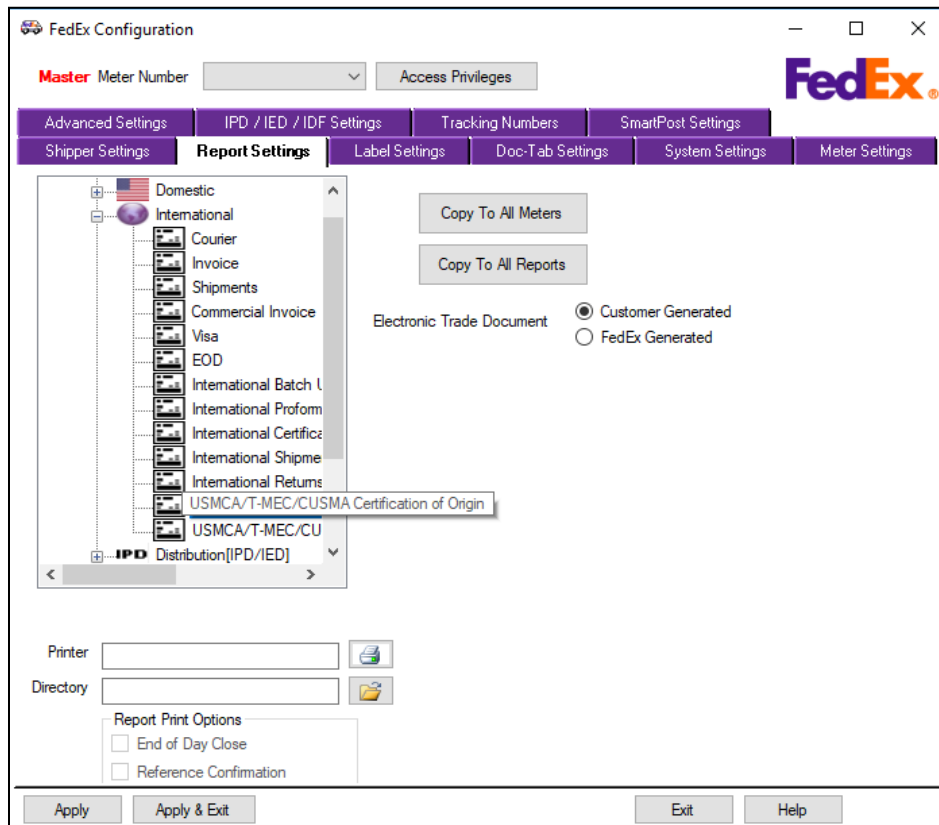


Figure 32: Screen with USMCA/T-MEC/CUSMA Commercial Invoice - Certification Of Origin report selected

Figure 33: Report Settings - Certificate Of Origin

The image shows the 'FedEx Configuration' window with the 'Report Settings' tab selected. The window has a title bar with standard Windows controls. Below the title bar, there's a 'Master' section with a 'Meter Number' dropdown and an 'Access Privileges' button. The main area is divided into several tabs: 'Advanced Settings', 'IPD / IED / IDF Settings', 'Tracking Numbers', 'SmartPost Settings', 'Shipper Settings', 'Report Settings' (active), 'Label Settings', 'Doc-Tab Settings', 'System Settings', and 'Meter Settings'. The 'Report Settings' tab contains a tree view on the left with categories 'Domestic' and 'International'. Under 'International', there's a list of report types, with 'USMCA/T-MEC/CUSMA Commercial Invoice - Certification of Origin' selected. To the right of the tree view, there are buttons for 'Copy To All Meters' and 'Copy To All Reports'. Below these buttons, there's a section for 'Electronic Trade Document' with two radio buttons: 'Customer Generated' (selected) and 'FedEx Generated'. At the bottom of the window, there are fields for 'Printer' and 'Directory', each with a printer icon and a folder icon respectively. Below these fields, there's a 'Report Print Options' section with two checkboxes: 'End of Day Close' and 'Reference Confirmation'. At the very bottom, there are four buttons: 'Apply', 'Apply & Exit', 'Exit', and 'Help'.

FedEx Configuration

Master Meter Number [dropdown] Access Privileges

FedEx

Advanced Settings IPD / IED / IDF Settings Tracking Numbers SmartPost Settings

Shipper Settings **Report Settings** Label Settings Doc-Tab Settings System Settings Meter Settings

Domestic

International

Courier

Invoice

Shipments

Commercial Invoice

Visa

EOD

International Batch U

International Profom

International Certifica

International Shipme

International Returns

USMCA/T-MEC/CU

USMCA/T-MEC/CUSMA Commercial Invoice - Certification of Origin

Copy To All Meters

Copy To All Reports

Electronic Trade Document ☒ Customer Generated ☐ FedEx Generated

Printer [text field] [printer icon]

Directory [text field] [folder icon]

Report Print Options

☐ End of Day Close

☐ Reference Confirmation

Apply Apply & Exit Exit Help



New reports **Commercial Invoice** and **Proforma Invoice** are added into Report list under Report Settings tab in FedEx Configuration screen.

Figure 34: Report Settings screen

FedEx Configuration

Master Meter Number  Access Privileges

FedEx

Advanced Settings IPD / IED / IDF Settings Tracking Numbers SmartPost Settings

Shipper Settings **Report Settings** Label Settings Doc-Tab Settings System Settings Meter Settings

**Reports**

- Domestic
  - Courier
  - Shipments
  - EOD
  - Detailed Delivery Information
  - ADR Shippers Declaration
  - Commercial Invoice
  - Proforma Invoice
  - Domestic Returns
- International
  - DG
  - Shipment Summary

Copy To All Meters

Copy To All Reports

Report Format PDF

Digital Letterhead Image Path

Default Letterhead Image ☐

Printer

Digital Signature Path

Directory

Default Signature Image ☐

Report Print Options

- ☐ End of Day Close
- ☐ Reference Confirmation

Apply Apply & Exit Exit Help

A new option **Certificate of Origin** is available under Great Britain GB meter.

**Figure 35: Report Settings screen**

FedEx Configuration

Meter Number  Access Privileges

FedEx®

Advanced Settings IPD / IED / IDF Settings Tracking Numbers

Shipper Settings **Report Settings** Label Settings Doc-Tab Settings System Settings Meter Settings

**Reports**

- Express Domestic
  - Courier
  - Shipments
  - EOD
  - Detailed Delivery Manifest
  - ADR Shippers Dec
  - Commercial Invoice
  - Proforma Invoice
  - Certificate of Origin
  - Domestic Returns
- Express International
  - DG
  - Shipment Summary
- Domestic Certificate of Origin

Copy To All Meters

Copy To All Reports

Report Format RTF

Printer

Directory

Report Print Options

- ☐ End of Day Close
- ☐ Reference Confirmation

Apply Apply & Exit Exit Help

## Meter Settings

In Meter Settings tab the Rating Options for Express and Ground are introduced with a new value = Standard List, which in turn returns the Standard List rates in 120 or 125 reply transaction and existing values are modified as shown.

Old name	New name
DISCOUNT	Account-Specific
LIST & DISCOUNT	Standard List & Account-Specific
DISCOUNT/ LIST/ALTERNATE	Account-Specific/Standard List/Alternate
DISCOUNT & ALTERNATE	Account-Specific & Alternate

Figure 36: Meter Settings screen with hover over text

The screenshot displays the 'FedEx Configuration' window with the 'Meter Settings' tab selected. The interface includes a 'Master Meter Number' dropdown and an 'Access Privileges' button. The 'Express Options' section has a 'Rating Options' dropdown menu open, showing a list of six options: 1) None, 2) Account-Specific, 3) Standard List & Account-Specific, 4) Account-Specific/Standard List/Alternate, 5) Account-Specific & Alternate, and 6) Standard List. The 'Ground Options' section also has a 'Rating Options' dropdown menu open, showing the same six options. The 'LTL Freight Options' section has a 'Rating Options' dropdown menu. The 'Electronic Trade Document (ETD)' section has a 'ETD Allowed' checkbox checked. The 'Upload Confirmation' section has a 'Required' radio button selected. The 'Handling Charges' section has a 'Software ID Data' button. The 'ICTL Settings' section has a 'PEEP' checkbox checked. The 'Apply', 'Apply & Exit', 'Exit', and 'Help' buttons are at the bottom.

Note: Now you have an option to choose only Standard List Rates in Express and Ground options. 3rd party shippers will not have visibility to discounted rates.

## Legacy Airway bill (AWB)

A new option to choose Legacy Airway Bill (AWB) label printing option is added to FedEx Ship Manager Server. This option is added as a default selection for ETD Airway Bill (AWB) available in Meter Settings tab.

## System Settings

When you hover over the CTS Port number field in the FXRS Configuration screen on the System Settings tab, hover/Help text is displayed to keep you aware of any value updates and if an additional step is required for the software to recognize the configuration change.

**Figure 37: System Settings screen**

**FedEx Configuration**

Master Meter Number: 145868 | Access Privileges | Developer Level

**FedEx**

Advanced Settings | IPD / IED / IDF Settings | Tracking Numbers | SmartPost Settings  
 Shipper Settings | Report Settings | Label Settings | Doc-Tab Settings | **System Settings** | Meter Settings

Reconcile Time: 0300 | ☐ Enable Password Configuration | ☐ Return Rates even if they are expired

CTS Port Number: 2000  
 Enter Password:

---WARNING/OF NOTE: --- the value updated for this field, when sent in a 070 update transaction (tag 556=3) will require the following changes to complete the configuration: 1) A restart of the FedEx ShipManager Service 2) All CTS communications will now be processed on this new port Please restart the service at the next earliest convenience. The range of valid values for this field = 1024 - 65535. Defaults to port 2000.

Internal Comms Port: 8083

Maintenance Windows: ☒ Limit Ground Future Day (90 days) | ☐ Rate 3rd Party Account

**Database**

Backup Time: 2300

1st Backup Directory: ..\Fedex\_Admin\BACKUP1

2nd Backup Directory: ..\Fedex\_Admin\BACKUP2

**Ship History**

Retention Interval: 45 | Purge Time: 0400 | ☐ Export Time: 0200

Domestic Express: ..\EXPORT1.TXT

International Express: ..\EXPORT2.TXT

International MPS Express: ..\EXPORT3.TXT

Ground: ..\EXPORT4.TXT

LTL Freight: ..\EXPORT5.TXT

SmartPost: ..\EXPORT6.TXT

Apply | Apply & Exit | Exit | Help

Now rates can be returned individually for FedEx Express and FedEx Ground services even if they are expired.

**Figure 38: System Settings screen**

**Table 89: System Settings tab fields**

Field	Description	User Level	User Level - View	Field Level	Support Level
Return Rates even if they are expired <ul style="list-style-type: none"> <li>Express</li> <li>Ground</li> </ul>	Select this box to receive expired rates for FedEx Express and FedEx Ground services separately when the current rates are expired.	Tab not available	Visible and Editable	Visible and Editable	Visible and Editable

New option called **Reconcile Options** is available in System settings tab. It improves your experience to provide rate change control and validation to help prevent unknown rate anomalies and mitigate impact.

Figure 39: System Settings screen

**FedEx Configuration**

Master Meter Number  Access Privileges

Advanced Settings IPD / IED / IDF Settings Tracking Numbers SmartPost Settings  
 Shipper Settings Report Settings Label Settings Doc-Tab Settings **System Settings** Meter Settings

Reconcile Time  ☐ ☐ Enable Password Configuration  
 CTS Port Number  Enter Password   
 Web Services Port Number  Confirm Password   
 Origin Phone Number  ☐ Use Dynamic Surcharging and Fees  
 Maintenance Windows  ☒ Limit Ground Future Day (90 days)  
☐ Rate 3rd Party Account

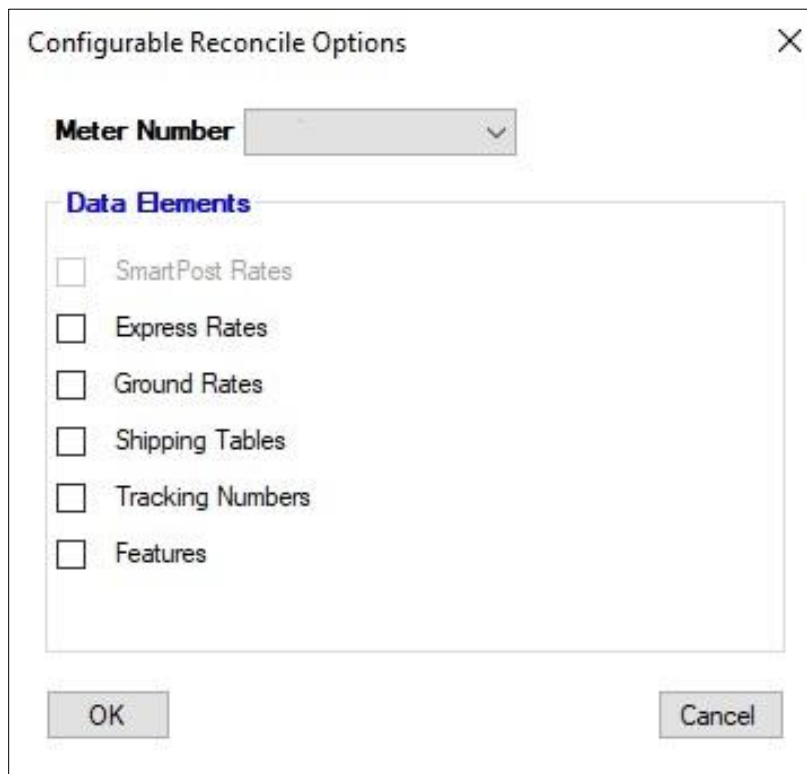
Return Rates even if they are expired.  
☐ Ground  
☐ Express

2D Barcode Type

**Database**  
 Backup Time   
 1st Backup Directory    
 2nd Backup Directory

**Ship History**  
 Retention Interval  Purge Time  ☐ Export Time   
 Domestic Express    
 International Express    
 International MPS Express    
 Ground    
 LTL Freight    
 SmartPost

Figure 40: Configurable Reconcile Options



The image shows a Windows-style dialog box titled "Configurable Reconcile Options" with a close button (X) in the top right corner. Inside the dialog, there is a "Meter Number" label followed by a dropdown menu. Below this, there is a section titled "Data Elements" in blue text. This section contains a list of six items, each with an unchecked checkbox: "SmartPost Rates", "Express Rates", "Ground Rates", "Shipping Tables", "Tracking Numbers", and "Features". At the bottom of the dialog, there are two buttons: "OK" on the left and "Cancel" on the right.

The check box under Return Rates even if they are expired option is renamed to **Ground/SmartPost**.

Figure 41: System Settings screen

The password controls in the FedEx Ship Manager System Settings now displays updated criteria for the password configuration.

Password must have,

Criteria: **Current**

- Alpha/numeric characters allowed
- Minimum length is 3 and maximum length is 20 characters
- Special characters allowed

The new password criteria is displayed as shown in Figure 42.



Figure 42: FedEx System Settings tab password criteria

The screenshot shows the 'FedEx Configuration' window with the 'System Settings' tab selected. The 'Master Meter Number' is 413037. The 'Access Privileges' button is visible. The 'Developer Level' is set to 'Developer Level'. The 'FedEx' logo is in the top right corner.

The 'System Settings' tab contains the following sections:

- Advanced Settings:** Reconcile Time (0300), CTS Port Number (2000), Web Services Port Number (42001), Internal Comms Port (8083).
- Maintenance Windows:** A button labeled 'Maintenance Windows'.
- Database:** Backup Time (2300), 1st Backup Directory (\\Fedex\_Admin\\BACKUP1), 2nd Backup Directory (\\Fedex\_Admin\\BACKUP2).
- Ship History:** Retention Interval (45), Purge Time (0400), Export Time (0200). Below this are six text boxes for export files: Domestic Express (\\EXPORT1.TXT), International Express (\\EXPORT2.TXT), International MPS Express (\\EXPORT3.TXT), Ground (\\EXPORT4.TXT), LTL Freight (\\EXPORT5.TXT), and SmartPost (\\EXPORT6.TXT).

The 'Password Criteria' section is highlighted with a red box. It includes the following fields and options:

- Enter Password:** A text box with a red background.
- Confirm Password:** A text box with a red background.
- Valid values are any keyboard entry with a minimum length of 3 and a maximum length of 20.**
- Enable for Upgrade:** A checked checkbox.
- Return Rates even if they are expired:** A checkbox with the 'Express' option selected.
- Use Dynamic Surcharging and Fees:** An unchecked checkbox.
- 2D Barcode Type:** A dropdown menu set to 'Legacy'.
- Reconcile Options:** A button.
- Limit Ground Future Day (90 days):** A checked checkbox.
- Rate 3rd Party Account:** An unchecked checkbox.

The bottom of the window has buttons for 'Apply', 'Apply & Exit', 'Exit', and 'Help'.

## IPD/IED/IDF Settings

When you open Add Importer of Record screen on IPD/IED/IDF Settings, the country/territory drop down list pre-populates the associated state/province code values in the drop-down list for any country having state/provinces.

Figure 43: Add Importer of Record screen

Dest_Cle	LocID	SPOC_Y	FEC_Ad	FEC_Ad	City	St_Pv	Zp_Post	FEC_Ph	FEC_Ph	Ult
AE	AUHI	N	PO Bo...	CARG...	Dubai		015	8004050		AE
AF	KBLI	N	KART...	DARU...	KABUL		314	93702...		AF
AR	EZEI	N	TERM...	Ezeiza	BUEN...		301	54114...		AR
AT	VIEI	N	TRIES...	GSP: J...	GUNT...		0067	43223...		AT
AU	SYDI	N	Federa...	2 Milita...	Matrav...		2215	61295...		AU
BD	DACI	N	95 MO...	IBRAH...	DHAKA		878	88029...		BD
BE	BRUI	N	BUDA...		MACH...	BT	0003	32275...		BE.I

The IPD Importer of Record screen is updated to support Create Document Shipment option. This option allows customization of label printing for a set of clearance documents associated with IPD/IED/IDF shipments.

This tag provides flexibility to update the control transactionally when the FedEx Ship Manager Server config screen is not in use. The tag value details are as follows:

**Enabled** (checked in the IPD Importer of Record)

Create Document Shipment ☒

- continues to generate (save/print) that clearance document label type
- requires a backup set of documents to continue to be printed & placed in the FedEx envelope

**Disabled** (unchecked in IPD Importer of Record)

Create Document Shipment ☐

- will no longer generate the clearance document label type no longer requires the backup set of documents.

The IP/IED/IDF settings tab in FedEx Ship Manager Server Configuration screen is available with enhanced User Interface and matrix display, in addition to below change in FedEx Clearance Facility default rows in Modify IPD Importer of Record screen.

Automatic selection of FedEx Clearance Facility default rows.

Horizontal row navigation and row name pop-ups to facilitate ease of access to FedEx Clearance Facility details.

**Figure 44: Add IPD Importer of Record Screen**

Modify IPD Importer of Record

IOR Code IPD- KBLI 123456

Importer ID IPD123456

Contact Name

Phone Number

Company Name

Address 1

Address 2

Address 3

Address 4

City

Country/Territory AF=AFGHANISTAN

State / Province

Postal Code

Cleaned Postal

Revert

Default Commodity Purpose None

Create Document Shipment ☐

FedEx Clearance Facility

Dest_Cle	LocID	SPOC_Y	SPOC_YN	FEC_Ad	City	St_Pv	Zip_Post	FEC_Ph	FEC_Ph	Ult_De
AE	AUHI	N	PO Bo...	CARG...	Dubai		015	8004050		AE
AF	KBLI	N	KART...	DARU...	KABUL		314	93702...		AF
AR	EZEI	N	TERM...	Ezeiza	BUEN...		301	54114...		AR
AT	VIEI	N	TRIES...	GSP: J...	GUNT...		0067	43223...		AT
AU	SYDI	N	Federa...	2 Milita...	Matrav...		2215	61295...		AU
BD	DACI	N	95 MO...	IBRAH...	DHAKA		878	88029...		BD

## Shipper Settings

When you navigate to the Shipper Settings tab on FedEx Configuration, the country/territory drop down list pre-populates the associated state/province code values in the drop-down list for any country having state/provinces.

Figure 45: Shipper Settings screen

FedEx Configuration

Meter Number  Access Privileges

Advanced Settings IPD / IED / IDF Settings Tracking Numbers

**Shipper Settings** Report Settings Label Settings Doc-Tab Settings System Settings Meter Settings

Add New Delete Current Account Number

Contact Name  AAA ☐ Master Meter

Company Name  DADSA ☐ Do not allow Multiple Meters per Account Number

Department

Address Line 1  ASDASD

Address Line 2

Address Line 3

Address Line 4

City  ADSs

Country/Territory  MX=MEXICO

State/Province  AG=Aguascalientes

Postal Code  45461029 Cleaned Postal  45461029 Revert

Phone Number  95342143468 Origin Loc ID  ☐

Meter Time Zone  (UTC-12:00) International Date Line West

Close Time  Close options

Email Address

Pager Number

Apply Apply & Exit Exit Help

The Postal Code field on Add Meter tab is no longer mandatory to add new meter in the FedEx Configuration for non-postal aware countries.

Figure 46: Shipper Settings screen after adding new meter for non-postal aware countries

The screenshot shows the 'FedEx Configuration' application window. The 'Shipper Settings' tab is active, displaying various fields for shipper information. An 'Add Meter' dialog box is overlaid on the main form, showing fields for 'Meter Number', 'Account Number' (set to 6000), 'Country/Territory' (set to AF=AFGHANISTAN), and 'Postal Code'. The main form includes fields for 'Master Meter Number', 'Access Privileges', 'Contact Name' (JOYCE PETTIT), 'Company Name' (TAV RATE ENSURE), 'Department', 'Address Line 1' (TEST), 'Address Line 2', 'Address Line 3', 'Address Line 4', 'City' (MEMPHIS), 'Country/Territory' (US=UNITED STATES), 'State/Province' (TN=Tennessee), 'Postal Code' (38116), 'Cleaned Postal' (38116), 'Phone Number', 'Origin Loc ID' (ARGA), 'Meter Time Zone' ((UTC-06:00) Central Time (US & Canada)), 'Close Time' (Close options), 'Email Address', and 'Pager Number'. Buttons for 'Add New', 'Delete Current', 'Apply', 'Apply & Exit', 'Exit', and 'Help' are visible.

**FedEx Configuration**

Master Meter Number  Access Privileges

**Advanced Settings** **IPD / IED / IDF Settings** **Tracking Numbers** **SmartPost Settings**

**Shipper Settings** **Report Settings** **Label Settings** **Doc-Tab Settings** **System Settings** **Meter Settings**

Account Number

Contact Name  ☒ Master Meter

Company Name  ☒ Do not allow Multiple Meters per Account Number

Department

Address Line 1

Address Line 2

Address Line 3

Address Line 4

City

Country/Territory

State/Province

Postal Code  Cleaned Postal

Phone Number  Origin Loc ID  ☐

Meter Time Zone

Close Time

Email Address

Pager Number

**Add Meter**

Meter Number

Account Number

Country/Territory

Postal Code

Figure 47: After adding new meter for non-postal aware countries screen

FedEx Configuration

Meter Number  Access Privileges

**Advanced Settings** | **IPD / IED / IDF Settings** | **Tracking Numbers**

**Shipper Settings** | **Report Settings** | **Label Settings** | **Doc-Tab Settings** | **System Settings** | **Meter Settings**

**Account Number**

**Contact Name**  ☐ Master Meter

**Company Name**

**Department**

**Address Line 1**

**Address Line 2**

**Address Line 3**

**Address Line 4**

**City**

**Country/Territory**

**State/Province**

**Postal Code**  **Cleaned Postal**

**Phone Number**  **Origin Loc ID**  ☐

**Meter Time Zone**

**Close Time**

**Email Address**

**Pager Number**

## Meter Registration Utility

When you open the Meter Registration Utility, the country/territory drop down list pre-populates the associated state/province code values in the drop-down list for any country having state/provinces.

Figure 48: Meter Registration Utility

The screenshot shows a window titled "FedEx Meter Registration Utility - v 20.04". Inside, there is a message: "A master meter currently exists, to request a new child meter please enter the required information below (All bolded fields are required)". The form contains several fields and dropdown menus:

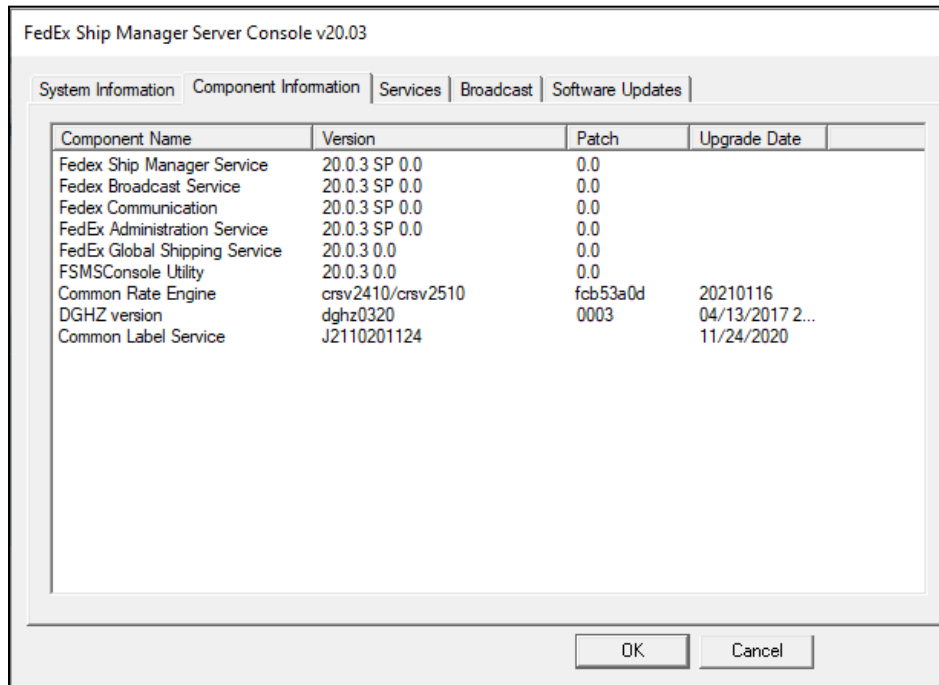
- Master Meter:** A text input field.
- FedEx Acct Number:** A text input field containing "XXXXXXX".
- Company Name:** A text input field containing "AAA".
- Contact Name:** A text input field containing "AAAA".
- Address 1:** A text input field containing "AAAA".
- Address 2:** An empty text input field.
- Address 3:** An empty text input field.
- Country/Territory:** A dropdown menu showing "US=UNITED STATES".
- City:** A text input field containing "Memphis".
- State/Province:** A dropdown menu with "AK - Alaska" selected. The list also shows "AL - Alabama", "AR - Arkansas", and "AZ - Arizona".
- Postal:** A text input field.
- Phone:** A text input field.
- Shipper Email Address:** A text input field.

At the bottom right, there are three buttons: "Next >", "Cancel", and "Help".

## FedEx Ship Manager Server Console

Now the Component Information tab on **FedEx Ship Manager Server Console** displays correct version of the rating engine.

**Figure 49: FSMS Console screen**



Component Name	Version	Patch	Upgrade Date
Fedex Ship Manager Service	20.0.3 SP 0.0	0.0	
Fedex Broadcast Service	20.0.3 SP 0.0	0.0	
Fedex Communication	20.0.3 SP 0.0	0.0	
FedEx Administration Service	20.0.3 SP 0.0	0.0	
FedEx Global Shipping Service	20.0.3 0.0	0.0	
FSMSConsole Utility	20.0.3 0.0		
Common Rate Engine	crsv2410/crsv2510	fc53a0d	20210116
DGHZ version	dghz0320	0003	04/13/2017 2...
Common Label Service	J2110201124		11/24/2020

## Backup & Restore utility tab

The Database option for Backup now includes Configure reconcile details, available for Backup and restore.

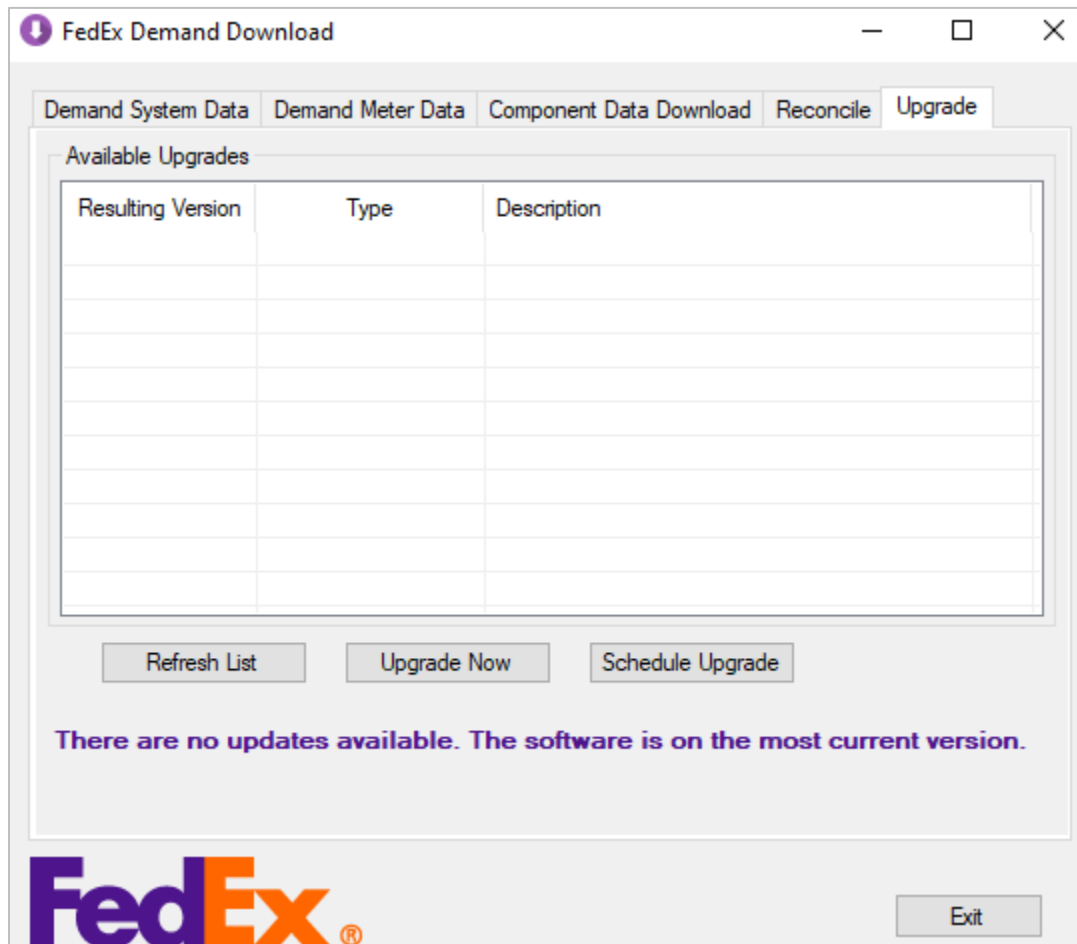


## Demand download utility tab

An upgrade option is available during the installation of FedEx Ship Manager Server. This option is enabled with a pop-up display utility to choose upgrade requirements at the end of an installation. Utility functions can be managed in FedEx Ship manager Settings Tab.

Installation steps now involve an option to choose a required upgrade for FedEx Ship Manager Server. A new utility tab, Upgrade is added in Demand download screen to display the upgrade options.

Figure 50: FedEx Demand Download upgrade option



Use FedEx Demand Download utility TBD tab to choose software upgrade requirement.

## Strict Editing

Option to display an appropriate success message for non-US export Shipping transactions is enabled. Now the user can choose to the Reply message type for FTR/AES Exemptions. The options available are as shown in the image below:

Figure 51: Strict Editing for FTR/AES Exemption

Strict Editing JSON Viewer

Load JSON Save JSON Close

Table1: transactionCode: 20 version: 1.0 requestRules: 1

	description	multi	editType	validValues	replyType	dataType
	Shippers Load and Count	False	RegEX	N	Warning	
	Fractinal Weight	False	RegEX	N	Warning	
	Dim Length	False	RegEX	N	Warning	
	Dim Width	False	RegEX	N	Warning	
	Dim Height	False	RegEX	N	Warning	
	Shippers Load and Count	False	RegEX	N	Warning	
	Request Type	False	validValues	1,2,3	Warning	
	COD flag	False	additionalTags		Ignore	
▶	FTR/AES Exemption	False	isPresent		Error	

Dropdown menu for 'replyType' of 'FTR/AES Exemption': Error, Warning, Ignore

## International Shipment – US

The International Shipments type are updated with weight limits criteria. The shipment is allowed if total gross weight of the shipment is less than net weight of the package.

## Pre-Installation steps update

### Installing .Net Framework

Ensure .Net Framework Version 4.8 and above is installed in your system before the FedEx Ship Manager®Server installation. Otherwise, the following error message is displayed.

**“FedEx Ship Manager®Server requires that your system has the .Net Framework version 4.8 installed. Please install the required .Net Framework then run the Installer. Your system has not been modified.”**

## Internal Web Services communications

### Internal Communications Port checkbox

A new “Internal Comms Port” field is added in FSMS Configuration System Settings screen to change the port (defaults port is 8083) used for internal web service communications between FedEx Open Ship Service and the FedEx Common Services Service.

Note:

- Once you update the port the FedEx Common Services service and the FedEx Openship Service must be restarted for the changes to reflect.
- On the System Settings screen, the Apply and Apply & Exit buttons are disabled when either invalid values or no value is entered in the Internal Comms Port. To enable these buttons, a valid value must be entered.

Figure 52: System Settings screen

**FedEx Configuration**

Master Meter Number  Access Privileges Field Level

**FedEx**

Advanced Settings IPD / IED / IDF Settings Tracking Numbers SmartPost Settings

Shipper Settings Report Settings Label Settings Doc-Tab Settings **System Settings** Meter Settings

Reconcile Time  ☐ ☐ Enable Password Configuration ☐ Return Rates even if they are expired

CTS Port Number  Enter Password

Web Services Port Number  Confirm Password  2D Barcode Type

Internal Comms Port  ☐ Use Dynamic Surcharging and Fees

Maintenance Windows ☐ Limit Ground Future Day (90 days)

☐ Rate 3rd Party Account

**Database**

Backup Time

1st Backup Directory

2nd Backup Directory

**Ship History**

Retention Interval  Purge Time  ☐ Export Time

Domestic Express

International Express

International MPS Express

Ground

LTL Freight

SmartPost

Apply Apply & Exit Exit Help

Table 90: System Settings tab fields

Field	Description	User Level	User Level -View	Field Level	Support Level
Internal Comms Port	Enables you to change the port (defaults port is 8083) used for internal web service communications between FedEx Open Ship Service and the FedEx Common Services Service.  Once you update the port the FedEx Common Services service and the FedEx Openship Service must be restarted for the changes to reflect.	Visible	Visible	Visible and Editable	Visible and Editable

## Internal Comms Port tag

A new field Internal Comms Port is added. The details of this field are explained in the following table.

Table 91: Internal Comms Port

Field ID	Field Name	Update	Affected Transaction
617	Internal Comms Port	New Field	070/170 Meter Query or Configuration Transaction
	Description Use this tag to set and retrieve internal Comms port.  <i>Note:</i> <i>The range of the tag is min= 1024 to max= 65535. If the value exceeds the maximum value, then an error message is displayed.</i>		
	Type: N	Minimum Length: 4	Maximum Length: 5
	Multiple Occurrence: N	Input/Output: I/O	Carrier: NA
	<b>Valid Values:</b> Any port number for example 8083 <b>Default Value:</b> 8083 <b>Optionality:</b> Optional <b>Shipment vs. Piece vs. Commodity Level:</b> NA		

## Error codes and error messages

Following is the list of newly added error codes and error messages.

**Table 92: List of new error codes and messages**

Error Code	Error Messages
2944	The content received in tag #618 = 'F' is an invalid value. Please edit the value and retry the transaction.
5507	---WARNING--- The value updated for this field, when sent in a 070 update transaction (tag 556=3) will require the following changes to complete the configuration: 1) a restart of the FedEx Ship Manager Service 2) All CTS communications will now be processed on this new port. Please restart the service at the next earliest convenience. The range of valid values for this field = 1024 - 65535. Defaults to port 2000.
5508	The value entered for this port number is outside of the valid range of ports {0}. Please re-enter a value & retry the transaction.
7987	The value entered for this port number is outside of the valid range of ports {0}. Please re-enter a value & retry the transaction.

## Version 20.05

### Log4j Security Update

FedEx Ship Manager® Server is now safer from Log4j vulnerability. Upgrade to the latest version of the software for enhanced security. The upgrades are available manually with .exe file and through a delta upgrade.

### Additional Handling Surcharge Revisions

FedEx surcharges are revised for U.S. Domestic Express and Ground Package services. The Additional Handling Surcharges (AHS) are now calculated as per your package conditions such as packaging, weight, and dimension. These Surcharges are based on shipment zones.

The shipment transactions related to US Domestic Express and Ground Package services returns Surcharges for the following Additional Handling Surcharge types (AHS):

- Additional Handling – Weight
- Additional Handling – Packaging
- Additional Handling – Dimension

Applicable transactions are **020 Rate Quote, 020 Rate /Route Combo, 025 Rate all Services, 020 Shipment**. Refer [List Surcharges and Fees 2022](#) for more details.

### Delivery Area Surcharge Revisions

A Delivery Area Surcharge is applicable for shipments with selected Zip codes within the contiguous U.S. Refer [FedEx Delivery Area Surcharge](#) for list of applicable Zip codes.

---

## Rate Revisions

### Express and Ground Services

FedEx shipping rates are revised for FedEx Express and Ground Services. The rate changes include:

- Rate and surcharge revisions based on shipment zone.
- Fuel Surcharge changes for FedEx Express® (domestic package and freight services), FedEx Ground®, and FedEx Freight® shipments.
- Additional Handling Surcharge changes for FedEx Express®, FedEx Ground®, FedEx Ground® Economy, and FedEx Freight® based on Package.
- Delivery Area Surcharge revisions for FedEx Express and FedEx Ground® Services.

Refer [FedEx Standard List Rates 2022](#) for list of shipment rate updates.

*Note: For further assistance regarding current automation solution, contact Technical Support team at **1.877.339.2774** or reach out to their sales professional.*

### Tier Level Rate Support

International Out of Delivery Area (ODA) and Out of Pickup Area (OPA) Surcharges are revised for International Express Freight and Parcel services. Surcharges are now divided based on postal codes, and the rates are chosen based on zip codes for Out of Delivery and Out of Pickup Areas.

Tier level rates are applicable for the following FedEx Services:

- International Priority (IP)
- International Express (IE)
- International Freight (IF)
- International Priority® Freight (IPF)
- International Express® Freight (IEF)
- FedEx International Priority® Express (2A)
- FedEx International Priority® (2P)
- FedEx International Connect Plus™ (FICP)
- FedEx Regional Economy® (RE)
- FedEx Regional Economy® Freight (REF)



## Shipment Regulations for Dangerous Goods (DG)

This version of FedEx Ship Manager® Server provides Address Correction, Extended Area and Remote Area services. This helps you cope with the latest regulations from the International Air Transport Association (IATA). These services are offered with additional fee known as Additional Handling Surcharge (AHS).

Requirements have been revised for some Dangerous Goods (DG) shipments. Refer to [Regulatory Updates for Dangerous Goods | FedEx](#) for more information.

Shippers may obtain additional information and assistance via:

- The FedEx Dangerous Goods/Hazardous Materials Hotline at **1.800.463.3339** (say "dangerous goods"). Outside the U.S., call **1.901.375.6806**.

## Version 20.06

### Additional tags

New Tags **674, 675, 676, 678, 679, 680, 681, 682, 683, 684, 685, 686, 687, 688** are updated for 170 Meter Query request reply to transaction.

### Configure Reconcile Line-Item Code

**Table 93: Configure Reconcile Line-Item Code**

Field ID	Field Name	Update	Affected Transaction
639	Configurable Reconcile Line-Item Code	New Field	070 Meter Query or Configuration Request/170 Meter Query or Configuration Reply
	<b>Description</b> This tag represents a single (or all) line-item(s) in configurable reconcile. This tag will be used along with tag # 640 – Configurable Reconcile Line-Item Flag. This tag is considered as an index/pointer to one (or any combination) of the line-items. When tag #640 is present in the transaction, this tag can take on two different formats: <ol style="list-style-type: none"> <li>1. a single code number for a specific line-item</li> <li>2. a multi-occurrence tag for representing one or more (or all) line-items</li> </ol>		
	Type: N	Minimum Length: 3	Maximum Length: 3
	Multiple Occurrence: Y	Input/Output: I/O	Carrier: NA
	<b>Valid Values:</b> <ul style="list-style-type: none"> <li>• 001 = Ground® Economy Rates</li> <li>• 002 = Express Rates</li> <li>• 003 = Ground Rates</li> <li>• 004 = Shipping Tables</li> <li>• 005 = Tracking Numbers</li> <li>• 006 = Features</li> </ul> <b>Default Value:</b> NA Optionality: Conditional Required = To return all relevant information for a configured meter. Optional = To perform any updates using the 070-meter update transaction. Level: NA		

## Configurable Reconcile Line-Item Flag

Table 94: Configurable Reconcile Line-Item Flag

Field ID	Field Name	Update	Affected Transaction
640	Configurable Reconcile Line-Item Flag	New Field	070 Meter Query or Configuration Request/170 Meter Query or Configuration Reply
	<b>Description</b> This tag represents a single (or all) line-item(s) in configurable reconcile. This tag will be used along with tag # 639 – Configurable Reconcile Line-Item Code. This tag value is modified for one (or any combination) of the line-items when tag #639 is present in the transaction. This tag can take on two different formats: <ol style="list-style-type: none"> <li>1. a single code number for a specific line-item</li> <li>2. a multi-occurrence tag for representing one or more (or all) line-items</li> </ol>		
	Type: N	Minimum Length: 1	Maximum Length: 1
	Multiple Occurrence: Y	Input/Output: I/O	Carrier: NA
	<b>Valid Values:</b> <ul style="list-style-type: none"> <li>○ Y = Perform a reconcile for the line-item</li> <li>○ N = No reconcile for the line-item will be performed</li> </ul> <p><i>Note: Based on Meter capability, the line-item is inapplicable and will default to the value "N" (ex: Ground® Economy is US-centric and hence any meter that is outside of a US origin will default for Ground® Economy Rates = N / disabled)</i></p> <b>Default Value:</b> N Optionality: Conditional Required = To return all relevant information for a configured meter. Optional = To perform any updates using the 070-meter update transaction. Level: NA		

## Express Tracking Numbers Start

Table 95: Express Tracking Numbers Start

Field ID	Field Name	Update	Affected Transaction
674	Express Tracking Numbers Start	New Field	170 Meter Query or Configuration Reply
	<b>Description</b> This tag retrieves the first of tracking number in current range for EXPRESS shipments for a given meter.		
	<b>Type:</b> N	<b>Minimum Length:</b> 9	<b>Maximum Length:</b> 9
	<b>Multiple Occurrence:</b> N	<b>Input/Output:</b> O	<b>Carrier:</b> FDXE
	<b>Valid Values:</b> <b>Default Value:</b> NA Optionality: Required Required = To return all relevant information for a configured meter. Optional = To perform any updates using the 070-meter update transaction. Level: Shipment		

## Express Tracking Numbers End

Table 96: Express Tracking Numbers End

Field ID	Field Name	Update	Affected Transaction
675	Express Tracking Numbers End	New Field	170 Meter Query or Configuration Reply
	<b>Description</b> This tag retrieves the last tracking number in a current range for EXPRESS shipments for a given meter.		
	<b>Type:</b> N	<b>Minimum Length:</b> 12	<b>Maximum Length:</b> 12
	<b>Multiple Occurrence:</b> N	<b>Input/Output:</b> O	<b>Carrier:</b> FXDE
	<b>Valid Values:</b> <b>Default Value:</b> NA Optionality: Required  Required = To return all relevant information for a configured meter.  Optional = To perform any updates using the 070-meter update transaction.  Level: Shipment		

## Express Tracking Numbers Current

Table 97: Express Tracking Numbers Current

Field ID	Field Name	Update	Affected Transaction
676	Express Tracking Numbers Current	New Field	170 Meter Query or Configuration Reply
	<b>Description</b> This tag allows for the ability to retrieve the current (or next available to be used) tracking number in a current range for EXPRESS shipments for a given meter.		
	<b>Type:</b> N	<b>Minimum Length:</b> 12	<b>Maximum Length:</b> 12
	<b>Multiple Occurrence:</b> N	<b>Input/Output:</b> O	<b>Carrier:</b> FDXE
	<b>Valid Values:</b> <b>Default Value:</b> NA Optionality: Required Required = To return all relevant information for a configured meter. Optional = To perform any updates using the 070-meter update transaction. Level: Shipment		

## Express FUTURE Tracking Numbers Start

Table 98: Express FUTURE Tracking Numbers Start

Field ID	Field Name	Update	Affected Transaction
677	Express FUTURE Tracking Numbers Start	New Field	170 Meter Query or Configuration Reply
	<b>Description</b> This tag enables you to retrieve the first tracking number in future tracking number range for EXPRESS shipments for a given meter.		
	<b>Type:</b> N	<b>Minimum Length:</b> 12	<b>Maximum Length:</b> 12
	<b>Multiple Occurrence:</b> N	<b>Input/Output:</b> O	<b>Carrier:</b> NA
	<b>Valid Values:</b> <b>Default Value:</b> NA Optionality: Required Required = To return all relevant information for a configured meter. Optional = To perform any updates using the 070-meter update transaction. Level: Shipment		

## Express FUTURE Tracking Numbers End

Table 99: Express FUTURE Tracking Numbers End

Field ID	Field Name	Update	Affected Transaction
678	Express FUTURE Tracking Numbers End	New Field	170 Meter Query or Configuration Reply
	<b>Description</b> This tag retrieves the last tracking number in future tracking number range for EXPRESS shipments for a given meter.		
	<b>Type:</b> N	<b>Minimum Length:</b> 12	<b>Maximum Length:</b> 12
	<b>Multiple Occurrence:</b> N	<b>Input/Output:</b> O	<b>Carrier:</b> NA
	<b>Valid Values:</b> <b>Default Value:</b> NA Optionality: Required Required = To return all relevant information for a configured meter. Optional = To perform any updates using the 070-meter update transaction. Level: Shipment		



## SmartPost® Delivery Confirmation Numbers Start

Table 100: SmartPost® Delivery Confirmation Numbers Start

Field ID	Field Name	Update	Affected Transaction
679	SmartPost® Delivery Confirmation Numbers Start	New Field	170 shipment query and meter query/update fields
	<b>Description</b> This tag retrieves the starting tracking number of a Ground® Economy enabled meter in a current range for Ground® Economy shipments.		
	<b>Type:</b> N	<b>Minimum Length:</b> 8	<b>Maximum Length:</b> 8
	<b>Multiple Occurrence:</b> N	<b>Input/Output:</b> O	<b>Carrier:</b> FXSP
	<b>Valid Values:</b> NA <b>Default Value:</b> NA Optionality: Required Required = To return all relevant information for a configured meter. Optional = To perform any updates using the 070-meter update transaction. Level: Shipment		

## SmartPost® Delivery Confirmation Numbers End

Table 101: SmartPost® Delivery Confirmation Numbers End

Field ID	Field Name	Update	Affected Transaction
680	SmartPost® Delivery Confirmation Numbers End	New Field	170 Meter Query or Configuration Reply
	<b>Description</b> This tag retrieves the ending tracking number of a Ground® Economy enabled meter in a current range for Ground® Economy shipments		
	<b>Type:</b> N	<b>Minimum Length:</b> 8	<b>Maximum Length:</b> 8
	<b>Multiple Occurrence:</b> N	<b>Input/Output:</b> O	<b>Carrier:</b> NA
	<b>Valid Values:</b> NA <b>Default Value:</b> NA Optionality: Required Required = To return all relevant information for a configured meter. Optional = To perform any updates using the 070-meter update transaction. Level: Shipment		

## SmartPost® Delivery Confirmation Numbers Current

Table 102: SmartPost® Delivery Confirmation Numbers Current

Field ID	Field Name	Update	Affected Transaction
681	SmartPost® Delivery Confirmation Numbers Current	New Field	170 Meter Query or Configuration Reply
	<b>Description</b> This tag retrieves the current tracking number of a Ground® Economy enabled meter in a current range for Ground® Economy shipments		
	<b>Type:</b> N	<b>Minimum Length:</b> 8	<b>Maximum Length:</b> 8
	<b>Multiple Occurrence:</b> N	<b>Input/Output:</b> O	<b>Carrier:</b> FXSP
	<b>Valid Values:</b> NA <b>Default Value:</b> NA Optionality: Required Required = To return all relevant information for a configured meter. Optional = To perform any updates using the 070-meter update transaction. Level: Shipment		

## SmartPost® FUTURE Delivery Confirmation Numbers Start

Table 103: SmartPost® FUTURE Delivery Confirmation Numbers Start

Field ID	Field Name	Update	Affected Transaction
682	SmartPost® FUTURE Delivery Confirmation Numbers Start	New Field	170 Meter Query or Configuration Reply
	<b>Description</b> This tag retrieves the FUTURE starting tracking number of a Ground® Economy enabled meter in a FUTURE range for Ground® Economy shipments.		
	<b>Type:</b> N	<b>Minimum Length:</b> 8	<b>Maximum Length:</b> 8
	<b>Multiple Occurrence:</b> N	<b>Input/Output:</b> O	<b>Carrier:</b> FXSP
	<b>Valid Values:</b> NA <b>Default Value:</b> NA Optionality: Required Required = To return all relevant information for a configured meter. Optional = To perform any updates using the 070-meter update transaction. Level: Shipment		

## SmartPost® FUTURE Delivery Confirmation Numbers End

Table 104: SmartPost® FUTURE Delivery Confirmation Numbers End

Field ID	Field Name	Update	Affected Transaction
683	SmartPost® FUTURE Delivery Confirmation Numbers End	New Field	170 Meter Query or Configuration Reply
	<b>Description</b> This tag retrieves the FUTURE ending tracking number in a future range for EXPRESS shipments for a given meter		
	<b>Type:</b> N	<b>Minimum Length:</b> 8	<b>Maximum Length:</b> 8
	<b>Multiple Occurrence:</b> N	<b>Input/Output:</b> O	<b>Carrier:</b> FXSP
	<b>Valid Values:</b> NA <b>Default Value:</b> NA Optionality: Required Required = To return all relevant information for a configured meter. Optional = To perform any updates using the 070-meter update transaction. Level: Shipment		

## SmartPost® Returns Tracking Numbers Start

Table 105: SmartPost® Returns Tracking Numbers Start

Field ID	Field Name	Update	Affected Transaction
684	SmartPost® Returns Tracking Numbers Start	New Field	170 Meter Query or Configuration Reply
	<b>Description</b> This tag retrieves the starting tracking number of a Ground® Economy Returns enabled meter in a current range for Ground® Economy Returns shipments		
	<b>Type:</b> N	<b>Minimum Length:</b> 8	<b>Maximum Length:</b> 8
	<b>Multiple Occurrence:</b> N	<b>Input/Output:</b> O	<b>Carrier:</b> FXSP
	<b>Valid Values:</b> NA <b>Default Value:</b> NA Optionality: Required Required = To return all relevant information for a configured meter. Optional = To perform any updates using the 070-meter update transaction. Level: Shipment		

## SmartPost® Returns Tracking Numbers End

Table 106: SmartPost® Returns Tracking Numbers End

Field ID	Field Name	Update	Affected Transaction
685	SmartPost® Returns Tracking Numbers End	New Field	170 Meter Query or Configuration Reply
	<b>Description</b> This tag allows for the ability to retrieve the ending tracking number of a Ground® Economy Returns enabled meter in a current range for Ground® Economy Returns shipments		
	<b>Type:</b> N	<b>Minimum Length:</b> 8	<b>Maximum Length:</b> 8
	<b>Multiple Occurrence:</b> N	<b>Input/Output:</b> O	<b>Carrier:</b> FXSP
	<b>Valid Values:</b> NA <b>Default Value:</b> NA Optionality: Required Required = To return all relevant information for a configured meter. Optional = To perform any updates using the 070-meter update transaction. Level: Shipment		

## SmartPost® Returns Tracking Numbers Current

Table 107: SmartPost® Returns Tracking Numbers Current

Field ID	Field Name	Update	Affected Transaction
686	SmartPost® Returns Tracking Numbers Current	New Field	170 Meter Query or Configuration Reply
	<b>Description</b> This tag retrieves the current (or next available) tracking number of a Ground® Economy Returns enabled meter in a current range for Ground® Economy Returns shipments		
	<b>Type:</b> N	<b>Minimum Length:</b> 8	<b>Maximum Length:</b> 8
	<b>Multiple Occurrence:</b> N	<b>Input/Output:</b> O	<b>Carrier:</b> FXSP
	<b>Valid Values:</b> NA <b>Default Value:</b> NA Optionality: Required Required = To return all relevant information for a configured meter. Optional = To perform any updates using the 070-meter update transaction. Level: Shipment		



## SmartPost® Returns FUTURE Tracking Numbers Start

Table 108: SmartPost® Returns FUTURE Tracking Numbers Start

Field ID	Field Name	Update	Affected Transaction
687	SmartPost® Returns FUTURE Tracking Numbers Start	New Field	170 Meter Query or Configuration Reply
	<b>Description</b> This tag retrieves the FUTURE starting tracking number of a Ground® Economy Returns enabled meter in a FUTURE range for Ground® Economy Returns shipments		
	<b>Type:</b> N	<b>Minimum Length:</b> 8	<b>Maximum Length:</b> 8
	<b>Multiple Occurrence:</b> N	<b>Input/Output:</b> O	<b>Carrier:</b> FXSP
	<b>Valid Values:</b> NA <b>Default Value:</b> NA Optionality: Required Required = To return all relevant information for a configured meter. Optional = To perform any updates using the 070-meter update transaction. Level: Shipment		

## SmartPost® Returns FUTURE Tracking Numbers End

Table 109: SmartPost® Returns FUTURE Tracking Numbers End

Field ID	Field Name	Update	Affected Transaction
688	SmartPost® Returns FUTURE Tracking Numbers End	New Field	170 Meter Query or Configuration Reply
	<b>Description</b> This tag is used to retrieve the FUTURE ending tracking number of a Ground® Economy Returns enabled meter for Ground® Economy Returns shipments in a FUTURE range.		
	<b>Type:</b> N	<b>Minimum Length:</b> 8	<b>Maximum Length:</b> 8
	<b>Multiple Occurrence:</b> N	<b>Input/Output:</b> O	<b>Carrier:</b> FXSP
	<b>Valid Values:</b> NA <b>Default Value:</b> NA Optionality: Required Required = To return all relevant information for a configured meter. Optional = To perform any updates using the 070-meter update transaction. Level: Shipment		

## ETD Indicator/Use ETD

Table 110: ETD Indicator/Use ETD

Field ID	Field Name	Update	Affected Transaction
2805	ETD Indicator/Use ETD	Existing field	Electronic Trade Document fields description
	<b>Description</b>  Electronic Trade Documents (ETD) Indicator is used to override the Electronic Trade Documents flag on the Meter Settings tab. This tag takes precedence over the configuration when passed in a transaction.  <i>Note:</i>  If tag is not sent, blank, or invalid, the value specified in the configuration screen is applied.		
	<b>Type:</b> A	<b>Minimum Length:</b> NA	<b>Maximum Length:</b> 1
	<b>Multiple Occurrence:</b> N	<b>Input/Output:</b> I/O	<b>Carrier:</b> FDXE, FDXG
	<b>Valid Values:</b> <ul style="list-style-type: none"> <li>Y—Yes</li> <li>N—No</li> </ul> <b>Default Value:</b> N Optionality: Optional  Required = To return all relevant information for a configured meter.  Optional = To perform any updates using the 070-meter update transaction.  Required as new functionality (but still "conditional" only when the list info is required in a 070) for a 170-meter query list information transaction to return information for a configured meter  Level: Shipment		

## Process Request Code

A new value for the tag 556 is added. Details are as follows:

- Tag: 556 - Process Request Code
- Updated Value: 7- Update IPD IOR Details for the meter number and IPD IOR code
- Usage: Enables editing IPD (International Priority DirectDistribution) IOR (Importer Of Record) details for the required meter/account.

Table 111: Process Request Code

Field ID	Field Name	Update	Affected Transaction
----------	------------	--------	----------------------

<b>556</b>	Process Request Code	Field value update	System Query Request description
	<b>Description</b> Process Request Code field indicates the type of query.		
	<b>Type (A, N, AN, AKE, Date, Time): N</b>	<b>Maximum Length: 1</b>	
	<b>Multiple Occurrence (Y/N): N</b>	<b>Input(I)/Output(O): I</b>	<b>Carrier: All</b>
	<b>Valid Values:</b> <ul style="list-style-type: none"> <li>• 1–List Meter Numbers for an account</li> <li>• 2–List Meter Information for a meter number</li> <li>• 3–Update Vendor/SSP Data Capture information</li> <li>• 4–List configured IPD IOR codes for a meter</li> <li>• 5–List IPD IOR Details for the meter number and IPD IOR code</li> <li>• 6–Status of data files</li> <li>• 7- Update IPD IOR Details for the meter number and IPD IOR code</li> </ul> <b>Default Value:</b> NA <b>Level:</b> Shipment		

## Label Format Value/Printer Type Indicator

The Common Transaction Set (CTS) tag **187 - Label Format Value/Printer Type Indicator** is updated with values required for latest Tire Label changes. The below tag values are updated in **020 Global transaction** and **070 Shipment query and meter query** transaction.

- 588 - Zebra 4 x 8.5
- 599 - Eltron 4 x 8.5
- 688 - Zebra 4 x 10.5
- 699 - Eltron 4 x 10.5

Table 112: Tag 187 - Label Format Value/Printer Type Indicator

Field ID	Field Name	Update	Affected Transaction																											
187	Label Format Value/Printer Type Indicator	Existing field	070 shipment query and meter query/update fields, 020 Global transaction																											
	<b>Description</b> Label Format Value/Printer Type Indicator field specifies the value that corresponds to the label format to print or label buffer to save. Each label format / printer type combination has a specific code.																													
	Type: A	Minimum Length: 1	Maximum Length: 1																											
	Multiple Occurrence: N	Input/Output: I/O	Carrier: FDXE, FDXG																											
	<ul style="list-style-type: none"><li>Valid values are:</li></ul>																													
	<table><tr><td>199 - Eltron LP2348/ LP2443 4 x 6 Doc Tab</td><td>188 - Zebra DA402 4 x 6 Doc Tab</td></tr><tr><td>388 – Zebra 4 x 8</td><td>488 – Zebra 4 x 9</td></tr><tr><td>299 - Eltron LP2348/ LP2443 4 x 6 Non-Doc Tab</td><td>288 - Zebra DA402 4 x 6 Non-Doc Tab</td></tr><tr><td>399 – Eltron/Zebra EPL 4 x 8</td><td>499 – Eltron/Zebra EPL 4 x 9</td></tr><tr><td>PNG – Portable Network Graphics</td><td>46L - 4 x 6 PNG</td></tr><tr><td>48L - 4x8 PNG</td><td>49L - 4x9 PNG</td></tr><tr><td>4QL - 3.5x5 PNG</td><td>67L - 4x6.75 PNG</td></tr><tr><td>CLS - Deferred Label</td><td>DIB – Laser Labels</td></tr><tr><td>46D - 4x6 DIB</td><td>48D - 4x8 DIB</td></tr><tr><td>49D - 4x9 DIB</td><td>4QD - 3.5x5 DIB</td></tr><tr><td>PDF - 4x6 PDF Label Image with Instructions for 8 ½ x 11 stock</td><td>46P - 4x6 PDF Label Image with white space for 8 ½ x 11 stock</td></tr><tr><td>46T - 4x6 PDF Label Image for 4x6 stock</td><td>48T - 4x8 PDF Label Image for 4x8 stock</td></tr><tr><td>49T - 4x9 PDF Label Image for 4x9 stock</td><td>48P - 4x8 PDF Label Image with white space, for 8 ½ x 11 stock</td></tr><tr><td>49P- 4x9 PDF Label Image with white space</td><td>67P - 4x6.75 PDF Label</td></tr></table>			199 - Eltron LP2348/ LP2443 4 x 6 Doc Tab	188 - Zebra DA402 4 x 6 Doc Tab	388 – Zebra 4 x 8	488 – Zebra 4 x 9	299 - Eltron LP2348/ LP2443 4 x 6 Non-Doc Tab	288 - Zebra DA402 4 x 6 Non-Doc Tab	399 – Eltron/Zebra EPL 4 x 8	499 – Eltron/Zebra EPL 4 x 9	PNG – Portable Network Graphics	46L - 4 x 6 PNG	48L - 4x8 PNG	49L - 4x9 PNG	4QL - 3.5x5 PNG	67L - 4x6.75 PNG	CLS - Deferred Label	DIB – Laser Labels	46D - 4x6 DIB	48D - 4x8 DIB	49D - 4x9 DIB	4QD - 3.5x5 DIB	PDF - 4x6 PDF Label Image with Instructions for 8 ½ x 11 stock	46P - 4x6 PDF Label Image with white space for 8 ½ x 11 stock	46T - 4x6 PDF Label Image for 4x6 stock	48T - 4x8 PDF Label Image for 4x8 stock	49T - 4x9 PDF Label Image for 4x9 stock	48P - 4x8 PDF Label Image with white space, for 8 ½ x 11 stock	49P- 4x9 PDF Label Image with white space
199 - Eltron LP2348/ LP2443 4 x 6 Doc Tab	188 - Zebra DA402 4 x 6 Doc Tab																													
388 – Zebra 4 x 8	488 – Zebra 4 x 9																													
299 - Eltron LP2348/ LP2443 4 x 6 Non-Doc Tab	288 - Zebra DA402 4 x 6 Non-Doc Tab																													
399 – Eltron/Zebra EPL 4 x 8	499 – Eltron/Zebra EPL 4 x 9																													
PNG – Portable Network Graphics	46L - 4 x 6 PNG																													
48L - 4x8 PNG	49L - 4x9 PNG																													
4QL - 3.5x5 PNG	67L - 4x6.75 PNG																													
CLS - Deferred Label	DIB – Laser Labels																													
46D - 4x6 DIB	48D - 4x8 DIB																													
49D - 4x9 DIB	4QD - 3.5x5 DIB																													
PDF - 4x6 PDF Label Image with Instructions for 8 ½ x 11 stock	46P - 4x6 PDF Label Image with white space for 8 ½ x 11 stock																													
46T - 4x6 PDF Label Image for 4x6 stock	48T - 4x8 PDF Label Image for 4x8 stock																													
49T - 4x9 PDF Label Image for 4x9 stock	48P - 4x8 PDF Label Image with white space, for 8 ½ x 11 stock																													
49P- 4x9 PDF Label Image with white space	67P - 4x6.75 PDF Label																													

	for 8 ½x 11 stock	Image for 4x6.75 stock
	<b>588</b> - Zebra 4 x 8.5	<b>599</b> - Eltron 4 x 8.5
	<b>688</b> - Zebra 4 x 10.5	<b>699</b> - Eltron 4 x 10.5
	<b>4QP</b> - 3.5x5 PDF	
<p><b>Default Value:</b> N</p> <p>Optionality: Optional</p> <p>Required = To return all relevant information for a configured meter.</p> <p>Optional = To perform any updates using the 070-meter update transaction.</p> <p>Level: NA</p>		

New tags are updated for 070/170 Meter Query transactions. These new tags are displayed in meter information list along with other tags.

The details are as follows:

- Tag 720 - Enable Ship Manager Console Purge Capability
- Tag 721 - Ship Manager Console Retention Period

## Enable Ship Manager Console Purge Capability

**Table 113: Enable Ship Manager Console Purge Capability**

Field ID	Field Name	Update	Affected Transaction
720	Enable Ship Manager Console Purge Capability	New Field	070 Meter Query Request/170 Meter Query Reply
	<b>Description</b> This tag provides the ability to enable/disable the Purge capability for capturing the log values in the Ship Manager Console to an appropriate log file. This tag is a “parent” for associated tag #721 - Ship Manager Console Retention Period.		
	<b>Data Type:</b> A	<b>Minimum Length:</b> 1	<b>Maximum Length:</b> 1
	<b>Multiple Occurrence (Y/N):</b> N	<b>Input/Output:</b> I/O	<b>Carrier:</b> NA
	<b>Valid Values:</b> <ul style="list-style-type: none"> <li>• Y = Enable Ship Manager Console Purge Capability</li> <li>• N = Disable Ship Manager Console Purge Capability</li> </ul> <b>Default Value:</b> Y Optionality: Optional  Required = To return all relevant information for a configured meter.  Optional = To perform any updates using the 070-meter update transaction.  Level: NA		

## Ship Manager Console Retention Period

**Table 114: Ship Manager Console Retention Period**

Field ID	Field Name	Update	Affected Transaction
721	Ship Manager Console Retention Period	New Field	070 Meter Query Request/170 Meter Query Reply
	<b>Description</b> This tag represents the retention period for Ship Manager Console log files. A dependency exists with “parent” tag #720 Enable Ship Manager Console Purge Capability. Based on enablement/disablement of tag #720, the retention interval is enabled/disabled.		
	<b>Data Type:</b> A	<b>Minimum Length:</b> 1	<b>Maximum Length:</b> 2
	<b>Multiple Occurrence (Y/N):</b> N	<b>Input/Output:</b> I/O	<b>Carrier:</b> NA
	<b>Valid Values:</b> <ul style="list-style-type: none"> <li>1 = minimum number of days for file retention</li> <li>30 = maximum number of days for file retention</li> </ul> <b>Default Value:</b> 2 Optionality: Optional Required = To return all relevant information for a configured meter. Optional = To perform any updates using the 070-meter update transaction. Level: NA		

## Address Checked Code

The tag name **Address Checked Code** is assigned to a new tag **718**. This tag is available in Trans Edit for further use.



Figure 53: Tag 718 - Address Checked Code

**Add Field** [X]

Find: 718

OK Cancel

Address Checked Code (718) ^

Address Type (3371)

Admissibility Package Type (1958)

ADR License Number (4949)

ADR Regulation Indicator (4948)

Age of Shipment (7718)

AHS Surcharge (3013)

AHS Type (4912)

Alaska Surcharge (424)

Alcohol flag (1332)

Alcohol Recipient Type (5700)

Alcohol Shipment Label Indicator (5701)

All Meters Flag (2413)

Alt Return City (1489)

Alt Return Company Name (1486)

Alt Return Contact Name (1485)

Alt Return Phone Number (1492)

Alt Return Postal (1491)

Alt Return State (1490)

Alternate Additional Handling Surcharge (2875)

Alternate Additional Handling Surcharge Type

Alternate Appointment Delivery Surcharge (28

Alternate Base Charge (2854)

Alternate Billing Account Number (6256)

Alternate Billing Address Line 1 (6249)

Alternate Billing Address Line 2 (6250)

Alternate Billing City (6251) v

Occurrence: 1

Occurrence 2: 1

# Fields to Add: 1

Default Value:

The values for the tag 1654 – IPD/IED flag are returned in 170 reply and are updated in FedEx Ship Manager Server Config screen IPD/IED/IDF Settings tab. Refer to image below.

Figure 54: IPD/IED/IDF Settings with 1654 tag values

FedEx Configuration

Master Meter Number  Access Privileges

FedEx

Shipper Settings Report Settings Label Settings Doc-Tab Settings System Settings Meter Settings

Advanced Settings **IPD / IED / IDF Settings** Tracking Numbers SmartPost Settings

FedEx Non Revenue Account  ☒ IPD

Verify Non Revenue Account  ☒ IED

☐ IDF

☐ APD

☐ PCV

IORCode	Contact Name	Importer ID	Country

View Add Modify Delete

Import Clearance Facilities

Apply Apply & Exit Exit Help

## FedEx Ground® Economy




The service name **SmartPost®** is renamed as **FedEx Ground® Economy** and the changes are updated in FedEx Ship Manager® Server documents.

### Shipment

The shipping report with updated details are available for FedEx Ground® Economy outbound shipments. The shipment label contains the following details of the shipment report.

1. Tracking number -reference number
2. Alternative Tracking ID – Tracking ID

**Figure 55: FedEx Ground Economy Label sample**

<b>FROM:</b> SHIPPER LINE 1 678901234567890 SHIPPER LINE 2 678901234567890 STREET ADDRESS LINE 1 34567890 STREET ADDRESS LINE 2 34567890 CITY 1234567890123456 ST 12345	<b>TO:</b> RECIPIENT NAME LINE 1 34567890 RECIPIENT NAME LINE 2 34567890 RECIPIENT STREET ADDRESS LINE 1 345 RECIPIENT STREET ADDRESS LINE 2 345 RECIPIENT CITY 67890 ST 12345
<b>Reference Number 12345678</b> 	
<b>FedEx TRACKING ID# 1234 5678 9012</b> 9631 0913 5 (000 000 0000) 0 00 1234 5678 9012 	
CARRIER LEAVE IF NO RESPONSE <b>USPS DELIVER TO:</b> RECIPIENT NAME LINE 1 34567890 RECIPIENT STREET ADDRESS LINE 1 345 RECIPIENT STREET ADDRESS LINE 2 345 RECIPIENT CITY 67890 ST 12345	<b>PARCEL SELECT</b> U.S. Postage Paid FedEx Ground e-VS
<b>USPS TRACKING # e-VS</b> 	
9261 2156 9733 2390 0002 17	

Global shipment transaction fields for FedEx Ground® Economy labels are updated with the following tags to enable appropriate custom label generation.

**Table 115: Global Shipment transaction fields for FedEx Ground® Economy labels**

Field ID	Description with sample value
656	Operational Instructions Element No. 10 Example: 123456789012
664	FDX 1D barcode Ex: 9624091590000000000000794831328440
668	Operational Instructions Element No. 18 Ex: 9621 0916 1 (000 123 4567) 0 00 7949 1291 6634
29	Tracking number
671	Tracking ID type

	– USPS (value 5) Example: 41990100107132226283 – FEDEX (value 2) Example: 123456789012
2418	Delivery confirmation Example: 41990100107132226283

Global shipment transaction for FedEx Ground® Economy Labels is now enabled with pre-assigned tracking numbers to provide successful shipment transaction. The existing **004/140 -Tracking number transaction** fields enable the generation of pre-assigned tracking numbers for successful processing of FedEx Ground® Economy Label.

The following Tracking number types are returned on a successful Global shipment transaction.

- FedEx Ground® Economy Labels are enabled: **18–FedEx Ground® Economy Small Shipper/Big Shipper**
- FedEx Ground® Economy Labels are disabled: **17–FedEx Ground® Economy**



## Sample Transaction

Request	Reply
0,"004"1,"Assign Tracking Number(Big Shipper)"498,"150466"499,"17"99,""	0,"104"1,"Assign Tracking Numb" <b>29,"415615681735"</b> 671,"2"672,"5" <b>4927,"20274374374321525620"</b> 99,""
0,"020"1,"SCNC Barcode(Big Shipper) as 21 with 7digit ground accounts"12,"ANXXXXY XXXXX"13,"16555 W ROGERS DR"15,"NEW BERLIN"16,"WI"17,"53151"18,"1234567890"20,"2 22149622"23,"1"32,"FXXXXX XXX"50,"US"75,"lbs"116,"1"117,"US"187,"PNG"49 8,"150466" <b>1221,"Y"1222,"415615681735"</b> 1274,"S P"1670,"600"3204,"Y" <b>4926,"20274374374321525620"</b> 9913,"1"99,""	0,"120"1,"SCNC Barcode(Big Shipper) as 2"10,"222149622" <b>29,"415615681735"</b> 34,"1618"3 5,"353"36,"00"37,"1971"60,"6"431,"N"498,"1504 66"542,""656,"4156 1568 1735"664,"9621091390000460232500415615681 735"668,"9621 0913 9 (000 000 0000) 5 00 4156 1568 1735"671,"2"672,"5"1086,""1090,"USD"1092,"7"1 274,"SP"1393,"103"1596,"0"1598,"0"2418,"42053 1519220274374374321525620"2804,"100"4565," 00" <b>4926,"20274374374321525620"4927,"20274374374321525620"</b> 7606,"150"99,""

## Sample Label – FedEx Tracking number


FROM: FX00000000 CXXXX GOODS 1035 E WATSON CENTER RD STE C CARSON, CA 90745	TO: ANXXXXXX XXXXX 16555 W ROGERS DR NEW BERLIN, WI 53151
---	--

GUST REF: xyz2006



---

**FedEx Tracking ID# 4206 5146 9482**  
9621 0913 9 (000 000 0000) 5 00 4206 5146 9482




---

USPS DELIVER TO: ANXXXXXX XXXXX 16555 W ROGERS DR NEW BERLIN, WI 53151	Parcel Select U.S. Postage Paid FedEx Ground e-VS
---	--

---

**USPS TRACKING # e-VS**



9261 2743 7437 4321 5255 42

## SCNC Field (Standard Carrier Number Code)

The SmartPost tab is now introduced with a new Serial Container Numeric Code (**SCNC**) field for FedEx Ground Economy Label. Criteria with valid values for SCNC field is displayed as a pop up on mouse hover.

This field operates with two values 21 and 31 in accordance with the following criteria:

- **21** = FDX 1D for 7-digit GSN
- **31** = FDX 1D for a 9-digit GSN/EAN

Refer the image below.

Figure 56: Criteria for SCNC field

The screenshot shows the FedEx Configuration window with the SmartPost Settings tab selected. The SCNC field is highlighted, and a dropdown menu is open showing the following options:

- FDX 1D for a 9-digit GSN/EAN
- 21 = FDX 1D for a 7-digit GSN
- 31 = FDX 1D for a 9-digit GSN/EAN

The window also displays various other settings for SmartPost, including SmartPost Enabled, Rating Options, Customer ID, Mailer ID, Customer Distribution Center, PickUp Carrier, HUB ID, Secondary Barcode, and SmartPost Returns. The SmartPost Returns section includes a table with columns for Account Number, Contact Name, PhoneNumber, and Company.

The value selected for the SCNC (Standard Carrier Number Code) field value is displayed on reopening the SmartPost Settings tab. The field retains and displays the value selected by User. Refer the image below.

### Figure 57: SCNC fields

The screenshot shows the 'FedEx Configuration' window with the 'SmartPost Settings' tab selected. The window has a title bar with standard Windows controls. The top navigation bar includes 'Master Meter Number', 'Access Privileges', and the FedEx logo. Below this is a series of tabs: 'Shipper Settings', 'Report Settings', 'Label Settings', 'Doc-Tab Settings', 'System Settings', and 'Meter Settings'. The 'SmartPost Settings' tab is active, showing options for 'SmartPost / Ground Economy Options' and 'SmartPost Returns'.

**SmartPost / Ground Economy Options**

- ☒ SmartPost Enabled
- ☐ Generate Ground Tracking Number
- Rating Options: **Account-Specific** (dropdown)
- Discount Options** (button)
- Customer ID: (text box)
- Mailer ID: **0** (text box)
- Customer Distribution Center: **0** (text box)
- PickUp Carrier: **0 - FedEx SmartP** (dropdown)
- HUB ID: (dropdown)
- Secondary Barcode: **0 - Customer Ref** (dropdown)
- SCNC: **31 = FDX 1D for a 9-digit GSN/** (dropdown)
- Postal Classes Allowed** (checkboxes):
  - ☐ Standard Mail
  - ☐ Bound Printed Matter
  - ☐ Media
  - ☐ Parcel Select
- Delivery Confirmation Default** (checkboxes):
  - ☒
  - ☒
  - ☒
  - ☒

**SmartPost Returns**

- ☒ SmartPost Returns Enabled
- Secondary Barcode: **1 - 2D** (dropdown)

Below the 'SmartPost Returns' section is a table with the following headers: **Account Number**, **Contact Name**, **PhoneNumber**, and **Company**. The table body is currently empty. At the bottom of the table are navigation buttons: **View**, **Add**, **Modify**, and **Delete**.

At the very bottom of the window are four buttons: **Apply**, **Apply & Exit**, **Exit**, and **Help**.

The SCNC field displays a default read-only value for a 7-digit /9-digit GSN/EAN account meter. The respective values are as follows-

- 31 = for a 9-digit GSN/EAN account number
- 21 = for a 7-digit GSN/EAN account number

Refer the below image.

**Figure 58: SCNC default value for a 9-digit GSN/EAN account number**

**FedEx Configuration**

Master Meter Number: 413034 Access Privileges

**FedEx**

Shipper Settings Report Settings Label Settings Doc-Tab Settings System Settings Meter Settings

Advanced Settings IPD / IED / IDF Settings Tracking Numbers **SmartPost Settings**

**SmartPost / Ground Economy Options**

☒ SmartPost Enabled ☒ Generate FedEx Tracking Number

Rating Options: None **Discount Options**

Customer ID: 00000 **Postal Classes Allowed** **Delivery Confirmation Default**

Mailer ID: 0

Customer Distribution Center: 0

PickUp Center: 0 - FedEx SmartP

HUB ID:

Secondary Barcode: 0 - Customer Refr SCNC: 31 = FDX 1D for a 9-digit GSNI

**SmartPost Returns**

☒ SmartPost Returns Enabled Secondary Barcode: 1 - 2D

Account Number	Contact Name	PhoneNumber	Company

View Add Modify Delete

Apply Apply & Exit Exit Help



Figure 59: SCNC default value for a 7-digit GSN/EAN account number

The screenshot shows the FedEx Configuration window with the following details:

- Master Meter Number:** 413034
- Access Privileges:** [button]
- Navigation Tabs:** Shipper Settings, Report Settings, Label Settings, Doc-Tab Settings, System Settings, Meter Settings, Advanced Settings, IPD / IED / IDF Settings, Tracking Numbers, **SmartPost Settings**
- SmartPost / Ground Economy Options:**
  - ☒ SmartPost Enabled
  - ☒ Generate FedEx Tracking Number
  - Rating Options: None
  - Customer ID: 00000
  - Mailer ID: 0
  - Customer Distribution Center: 0
  - Pick Up Carrier: 0 - FedEx SmartP
  - HUB ID: [dropdown]
  - Secondary Barcode: 0 - Customer Ref
  - Discount Options: [button]
  - Postal Classes Allowed:
    - ☐ Standard Mail
    - ☐ Bound Printed Matter
    - ☐ Media
    - ☐ Parcel Select
  - Delivery Confirmation Default:
    - ☒ Standard Mail
    - ☒ Bound Printed Matter
    - ☒ Media
    - ☒ Parcel Select
  - SCNC: 21 = FedEx 1D for a 7-digit GSN
- SmartPost Returns:**
  - ☒ SmartPost Returns Enabled
  - Secondary Barcode: 1 - 2D
  - Table with columns: Account Number, Contact Name, PhoneNumber, Company
  - Buttons: View, Add, Modify, Delete
- Footer Buttons:** Apply, Apply & Exit, Exit, Help

## FedEx Ship Manager Server functionality

Once the privilege level password is entered, the current tab is retained in focus and the additional tabs are displayed based on the privilege level. In case the user does not have the access to certain tab, the focus redirects to Shipper Settings tab/Home screen.

## Generate FedEx Tracking number

The option **Generate Ground Tracking Number** is renamed to **Generate FedEx Tracking number**.

Figure 60: SmartPost Settings tab - Generate FedEx Tracking Number

**FedEx Configuration**

Master Meter Number  Access Privileges

**FedEx**

Shipper Settings | Report Settings | Label Settings | Doc-Tab Settings | System Settings | Meter Settings

Advanced Settings | IPD / IED / IDF Settings | Tracking Numbers | **SmartPost Settings**

**SmartPost / Ground Economy Options**

☒ SmartPost Enabled ☒ Generate FedEx Tracking Number

Rating Options:

Customer ID:  Postal Classes: ☐ Standard Mail ☒ Delivery Confirmation: ☒

Mailer ID:  Allowed: ☐ Bound Printed Matter ☒ Default: ☒

Customer Distribution Center:  Media: ☐ Parcel Select: ☒

PickUp Carrier:  SCNC:

HUB ID:  Secondary Barcode:

**SmartPostReturns**

☒ SmartPost Returns Enabled Secondary Barcode:

Account Number	Contact Name	PhoneNumber	Company

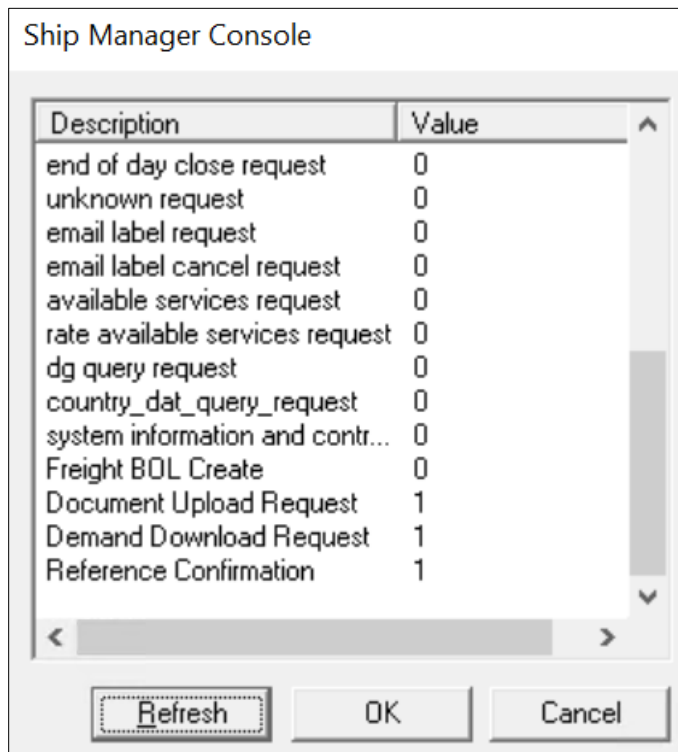
## Ship Manager Console

The FedEx Ship Manager console is upgraded, and the following line items are added.

- Document Upload Request
- Demand Download Request
- Reference Confirmation

The values reset to null with the use of Reset button.

**Figure 61: Ship Manager Console**



The Obsolete fields are removed from the list of transactions available in Ship Manger Console. List of excluded fields are as follows:

**Table 116: Ship Manager Console – Obsolete fields**

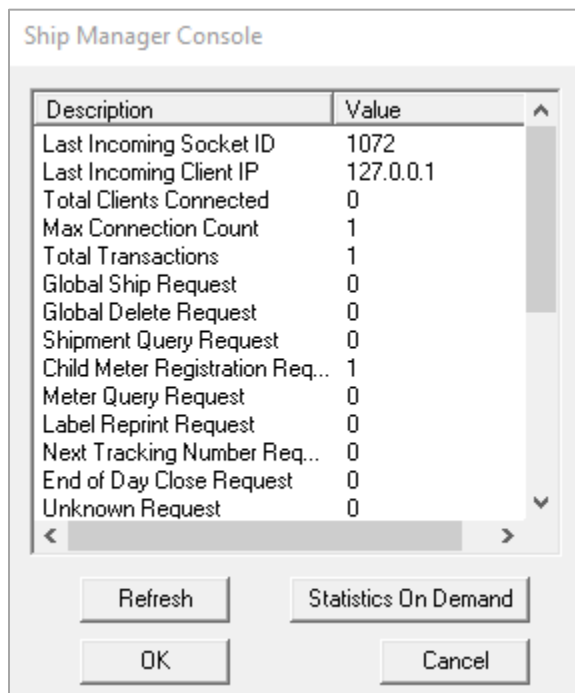
Description	Field ID
Dispatch request	200
API pass through tracking request	403
Dropoff locator request	410
Address verification request	044
Ground call tag request	045
Ground call tag cancel	415
Express call tag request	046
Express call tag cancel	047
Global tracking	404
SPOD (Shipment Proof of Delivery)	405
Shipment updates	420
Tracking request	042

Tracking request expanded	043
---------------------------	-----

## Statistics On Demand

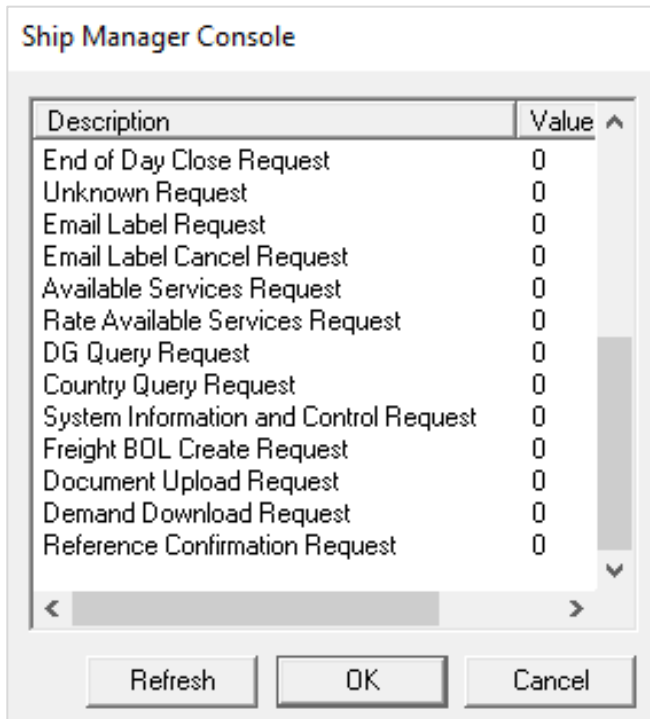
The FedEx Ship Manager® Server Ship Manager Console Utility is upgraded with new option known as **Statistics On Demand** to enable shipment log capture on demand with single click. The new button is represented as shown in below image.

**Figure 62: Ship Manager Console**



Ship Manager Console Utility is updated with new look and feel. The line-item descriptions are updated to display proper case. Refer the below image.

**Figure 63: Ship Manager Console**



## Purge capability

The Ship Manager Console is upgraded with Purge capability and retention period days. Ship Manager Console automatically purges the log files when the retention period exceeds the preset maximum limit.

A checkbox control and options to set Retention Period is introduced in **Advance Settings** tab of FedEx Ship Manager® Server config screen. Refer the below image.

Figure 64: Advance Settings

The screenshot shows the FedEx Configuration window with the following settings visible:

- Master Meter Number:** [Dropdown]
- Access Privileges:** [Button]
- Navigation Tabs:** Shipper Settings, Report Settings, Label Settings, Doc-Tab Settings, System Settings, Meter Settings. Sub-tabs under Advanced Settings: IPD / IED / IDF Settings, Tracking Numbers, SmartPost Settings.
- Express & Ground Hourly Upload Interval (minutes):** 60
- Express Hourly Upload Retention Period (days):** 14
- Ground Hourly Upload Retention Period (days):** 14
- Communication Check Interval (hours):** 72
- Communication Logging Retention Period (days):** 3
- Tracking Logging Retention Period (days):** 3
- Ground Commercial Invoice Upload Retention Period (days):** 14
- Time Lapse To Force Upload (hours):** 60
- Label Buffer Retention (days):** 3
- Transaction Log Retention Period (days):** 5
- Ship Manager Console Retention Period (days):** 1
- Transaction Buffer Setting:** [Button]
- Checkboxes:**
  - FACTOR Enabled ☐
  - Analytics ☐
  - Transaction Capture ☐
  - Transaction DateTime ☐
  - Enable Ship Manager Console Purge Capability ☒

Table 117: Advance Settings - Purge time for Ship Manager Console

Option	Description	Usage
Enable Ship Manager Console Capability	Checkbox Enables/Disables Purge capabilities for Ship Manager Console logs	Use the option to enable purge capability and retention period days.
Ship Manager Console Retention Period (days)	Field with value range (1-30 days) Option to set required retention period days for shipment log purge time	Use the option to set desired purge time to reset Ship Manager Console logs.  <i>Note: Default retention period is 7 days.</i>

## Tire Loss and Prevention

Tire shipment labels are more convenient with additional label stock options. FedEx Ship Manager® Server provides additional options to customize Tire labels for shipment. Available Thermal label stocks are as follows:

- 4x8.5 Tire Label – Eltron/Zebra 4" x 8.5" label graphic
- 4x10.5 Tire Label - Eltron/Zebra 4" x 10.5" label graphic

Figure 65: Label Stock options

The screenshot shows the 'FedEx Configuration' window with the 'Label Settings' tab selected. The 'Label Stock' dropdown menu is open, displaying the following options: 4 x 6 Doc Tab, 4 x 6 Non Doc Tab, 4 x 8, 4 x 8.5 Tire Label (which is highlighted), 4 x 9, and 4 x 10.5 Tire Label. Other visible settings include 'Laser and Thermal Label Defaults' with fields for Laser Printer ID, Thermal Printer ID, Label File Directory, Thermal Type, and Ground COD Return Reference. There is also a section for 'Additional Laser and Thermal Copies' with dropdowns for International, Shipper, Customs, and Manifest. The 'FXF Freight' section has a 'Label Copies' spinner set to 0. The 'Multi-PLY Printer Defaults' section has an 'Air Waybill Printer ID' field and a 'Form Type' dropdown. At the bottom, there are checkboxes for 'Copy To All Meters', 'Do Not Ship Labels', and 'Print Doc tab fields on consignee labels'. Navigation buttons at the bottom include 'Apply', 'Apply & Exit', 'Exit', and 'Help'.

## Tire Label shipment transaction

A successful Tire Label shipment returns required Tire Labels.

To perform a Tire Label shipment in Label generation tool, follow the below steps:

1. Process a 020 shipment with service Type = 01 (International Priority) with Tag#187, and values - 588/599/688/699.
2. Use 4" x 8.5/4 x 10.5" Fanfold stock in supported Zebra/Eltron Printer to print the labels.
3. When the Shipment process is successful, the required Label is generated. Verify the Label Service Portal for the same.

The following details are displayed for a successful generation of shipment label:

- When a successful Tire Label shipment is performed, a tracking number(tag #29) is displayed in 120 reply transaction.
- 120 Reply contains tag#188 with Label buffer details.
- Buffer Label is generated in FedEx Label buffer Folder and label is printed on Fanfold stocks.

- The Label Service logs is generated with below details:
  - CLS Tag 2972= "9" for 4x8.5(Zebra/Eltron)
  - CLS Tag 2972= "10" for 4x10.5(Zebra/Eltron)



## Text Orientation for labels

The tag name **1370-DocTab Orientation** is updated to **1370-Text Orientation** with following values. The New Text Orientation tag is applicable for Label Text Orientation and not just for Doc Tab Label Orientation.







- 3-Address is on trailing edge
- 4-Address is on trailing edge

**Figure 66: TransEdit field 1370 - Text Orientation**

Field	Value
Transaction Code (0)	007
Customer Transaction Identifier (1)	End of Day
Text Orientation (1370)	<input type="text"/>
Delivery and Returns Surcharge (2804)	
Alternate Delivery and Returns Surcharge (2897)	3-Address is on trailing edge 4-Address is on leading edge

The tag1370 works along with the default tag 2971 – CLS Text Orientation, tag 2972 – CLS Label Stock Type, and 2973 – CLS Doc Tab Layout. The image below shows how the thermal label text is printed based on Label Stock types and Text Orientation.

**Figure 67: Text Orientation and Label Stock type**

		CLS Tag 2971 (Text Orientation)	
		'T'	'B'
CLS Tag 2972 (Label Stock Type)	'1'		
	'2'		
	'3'		

Tag values are returned with respect to the Doc Tab Layout configuration:

Available values in tag 2973 – CLS Doc Tab Layout are-

- **0** - The Configurable Doc Tab Labels screen is displayed.
- **N** – The standard Doc Tab containing standard Tracking number and Service is displayed.
- **None** – The Doc Tab Label configuration is not displayed.

*Note:*

- *The Text Orientation tag is applicable for Label Services including Doc Tab Labels.*
- *The following combinations are not recommended due to hardware limitations*
  - *Orientation B – Stock Type 1*
  - *Orientation T – Stock Type 2*
  - *Orientation B – Stock Type 3*

## Canada Export Declaration Filing

The field name for tag **1651** is updated to **Canada Export Declaration Filing**. The field is updated and displays a pop-up description content in TransEdit Utility.

The naming convention is mandated by Canada Customs. Refer the below image.

Updated field name: **1651 – Canada Export Declaration Filing Options**.

For latest Export Statement Data/Canada Customs details, refer the updated link: <https://www.cbsa-asfc.gc.ca/export/ndr-adr-eng.html>

**Figure 68: TransEdit field - 1651**

Field	Value
Transaction Code (0)	007
Customer Transaction Identifier (1)	End of Day
Text Orientation	Required for all CA export shipments not destined to the U.S., VI, or PR that are: Controlled commodities (any customs value) OR Documents or commodities with customs value >\$2000 CAD or > \$1000 USD or > \$0 in any other currency. Valid values: 1-Not required, 2-Printed and Attached, 3-Filing electronically, 4-Summary Reporting, 5-Obsolete - do not use

## Express Domestic Shipments

Express Domestic shipments are now available for Belgium, Netherlands, and Luxembourg.

## User Experience enhancements

### Demand Download

Upgrade Tab in FedEx Demand Download screen is authenticated using FedEx Ship Manager Server Configuration screen.

*Note: The Password field appears red to indicate mismatched entry.*

The Component Data Download tab is now displayed by default in Demand Download Utility and does not require manual configuration. Refer the image below.

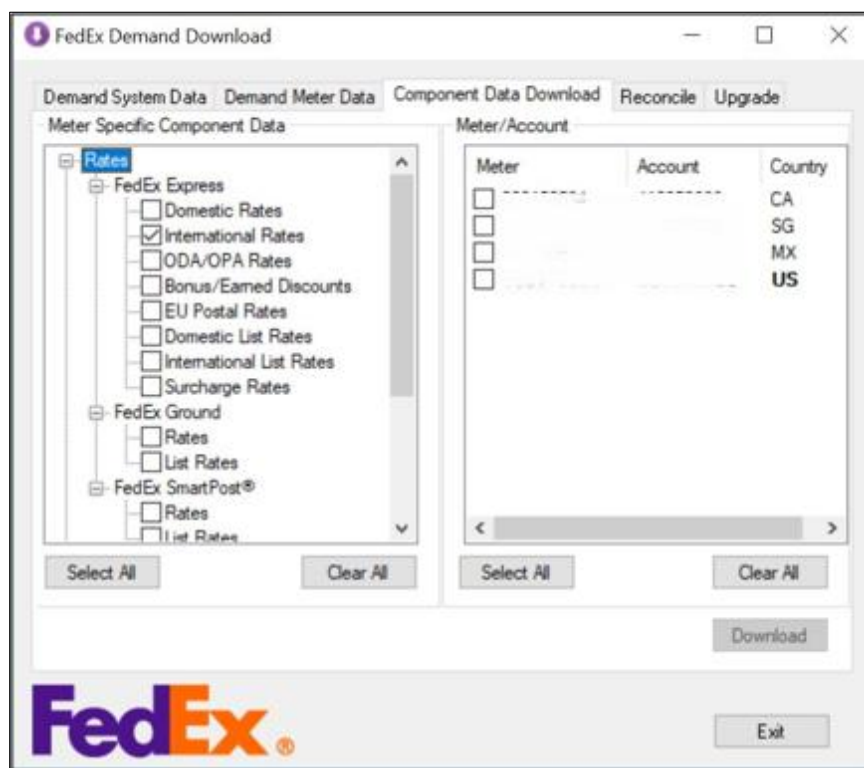
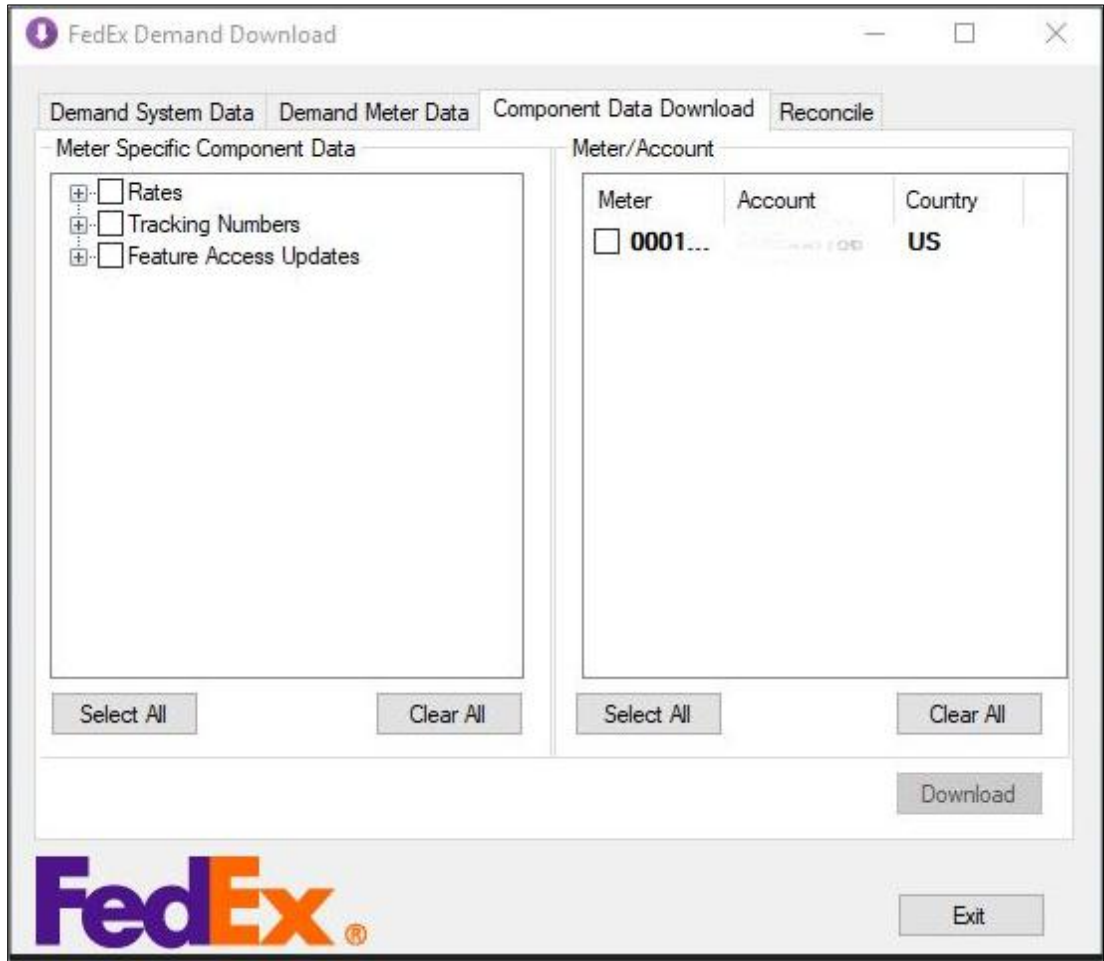


Figure 69: Component Data Download tab

# Component Data Download

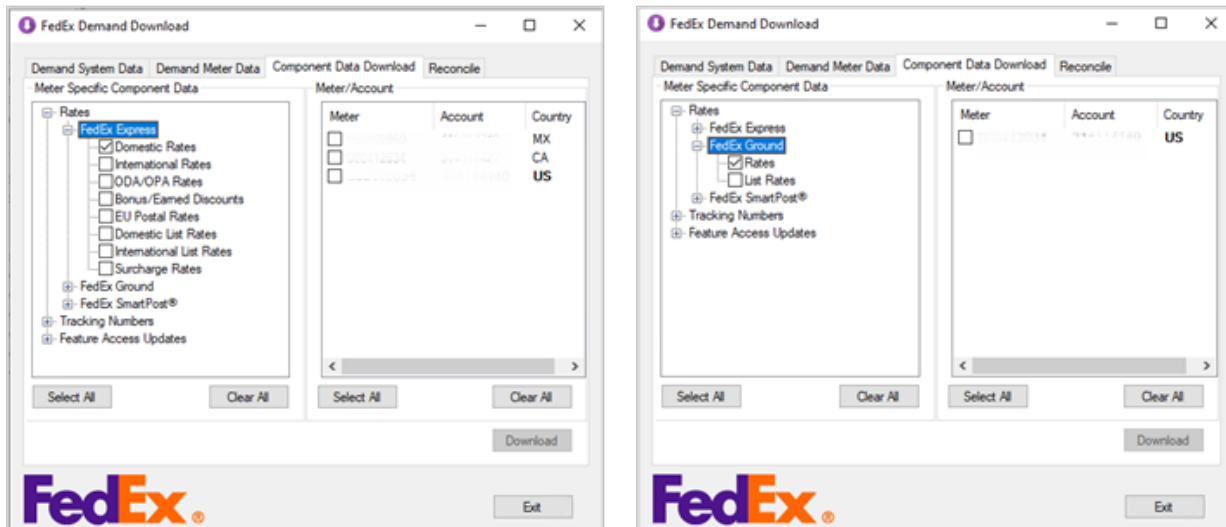
A new tab called **Component Data Download** is added in Demand Download Utility. The tab for component data download allows to download single (or multiple) specific component(s) for a single (or multiple) meter(s). Once a component is selected (from the left-hand side), the meter(s) which is (are) capable of performing that component (or multiple) capability will be displayed and are candidates to be downloaded.

Figure 70: FedEx Demand Download



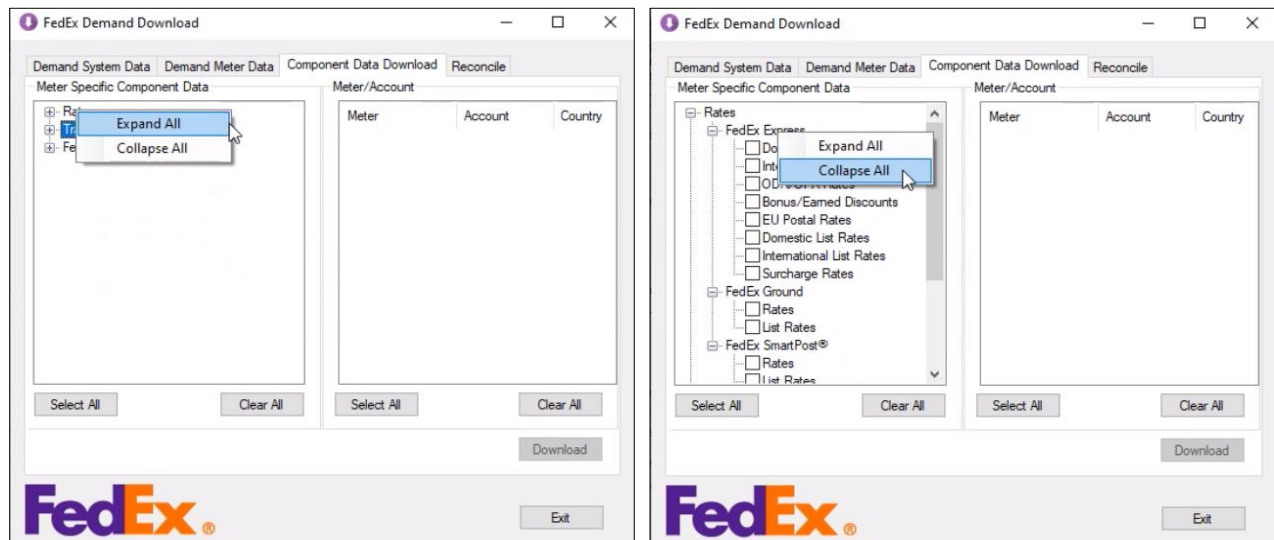
The Express and Ground Rate components are visible in Demand Download -component Data Download tab. A checkbox is displayed for the applicable meters (US, CA, and MX) under **Meter Specific Component Data** section. Refer below images

**Figure 71: Component Data Download – Express Rates**



The Component Data Download tab is enabled with Expand and Collapse option. All available options can now be Expanded/Collapsed with a single right-click option, **Expand All** and **Collapse All**. Refer the image below.

**Figure 72: Expand/collapse option**



The Component Data Download tab is enabled with an option to Select/Deselect all meters at once. Right-click **Meter/Account** pane to **Select all** or **De-select all** meters. Refer the image below. This reduces effort in manual selection of multiple meters.

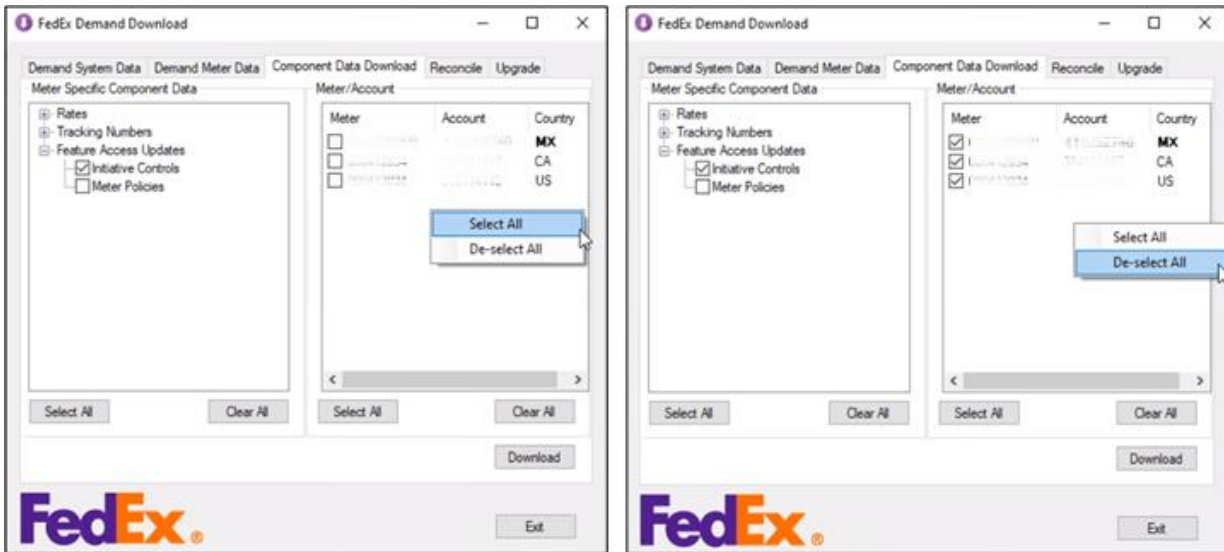


Figure 73:

Component Data Download fields

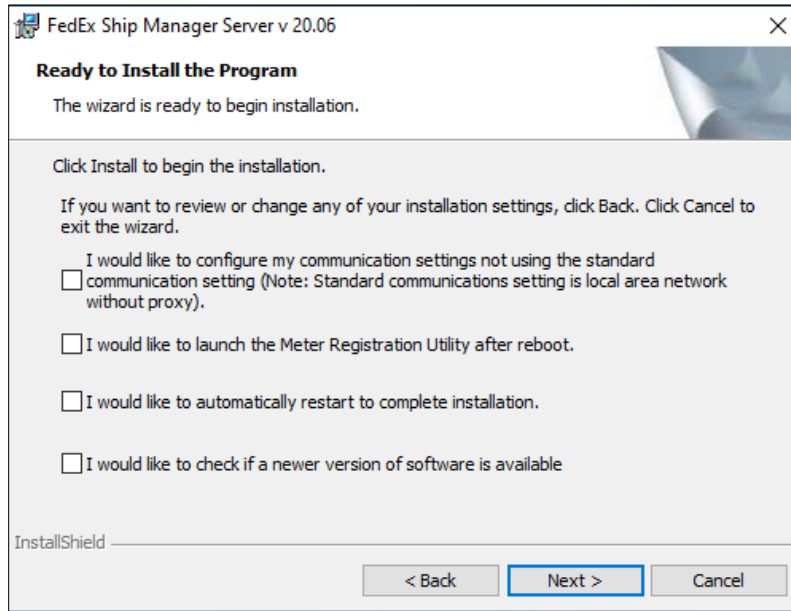


## Upgrade Utility tab

### Installation

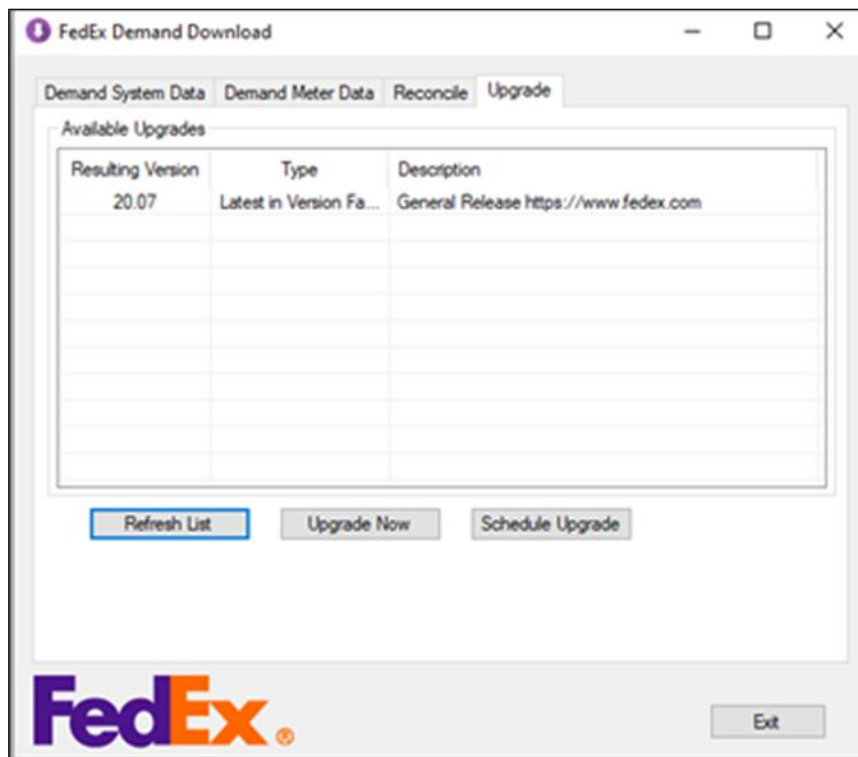
During the installation of FedEx Ship Manager® Server, a window with the option to use Upgrade tab is displayed as shown in image below.

**Figure 74: FedEx Ship Manager Server Installation**



If the user selects the option **I would like to check if a newer version of software is available**, Demand Download Utility with Upgrade tab is displayed with available upgrade option. Refer the image below.

Figure 75: Demand Download Utility after Installation

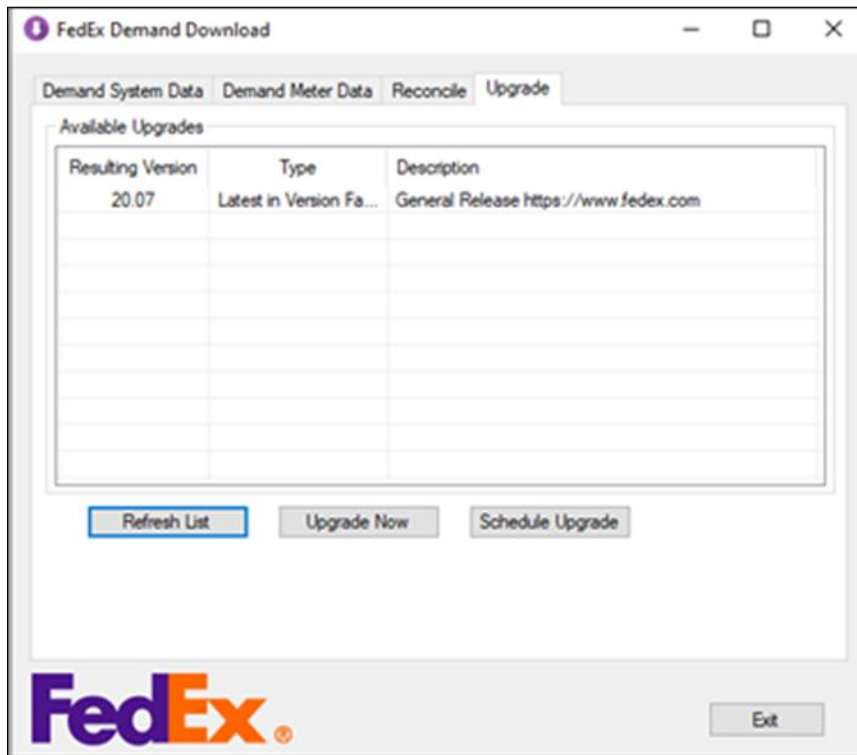


## Functionality

The **Upgrade Tab** provides options to Check for latest upgrades, Upgrade instantly or to schedule a required upgrade. There are three options associated with the functionality,

1. The **Refresh List** button - This allows the user to recheck the policy grid for latest changes.
2. The **Upgrade Now** button – This provides upgrade functionality from the list of available upgrades. Selecting this option will display a popup, with the message **Authorization to Perform an Upgrade**. If no upgrade has been selected, then an error popup message box will be enabled.
3. The **Schedule Upgrade** button – This enables a scheduled upgrade. Selecting this option will display a popup, with the message **Authorization to Schedule an Upgrade**. If no upgrade has been selected, then an error popup message box will be enabled.

Figure 76: Upgrade Utility Tab



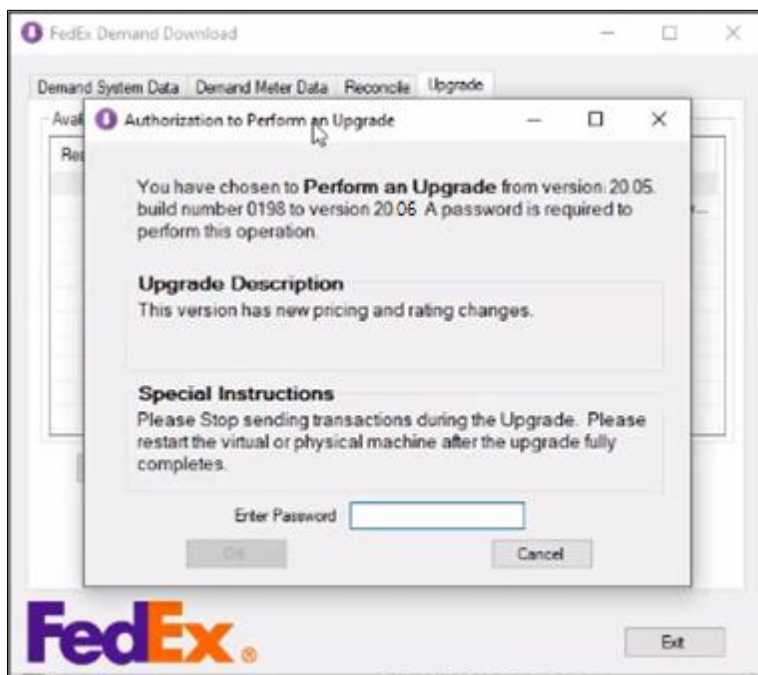
## Authorize Upgrade option

The option to Upgrade or Schedule Upgrade requires authorization to proceed with to ensure secured upgrades. The **Authorization to Perform an Upgrade** screen displays below details.

**Perform an Upgrade** – provides details on chosen upgrade **From** (lower version) and **to** (applicable higher version) versions.

**Upgrade Description** – provides details on features included in the upgrade.

**Figure 77: Authorization to Perform an Upgrade**



**Special Instructions** - provides instructions on upgrade dos and don'ts.

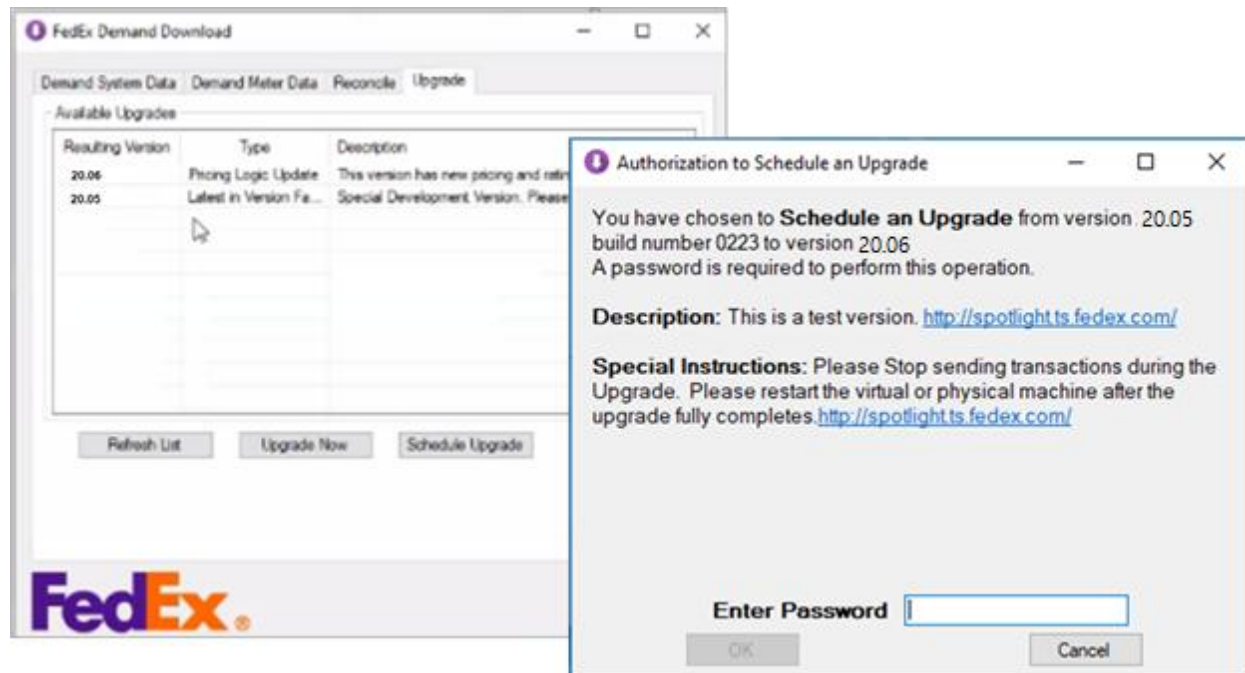
To Authorize Upgrade,

1. Select **Upgrade Now** or **Schedule Upgrade** option
2. **Authorization to Perform an Upgrade** screen is displayed.
3. Enter Password in the **enter Password** field.
4. Select **OK** to initiate upgrade or select **Cancel** to return to previous step.

*Note: The OK button is displayed only when a password is entered.*

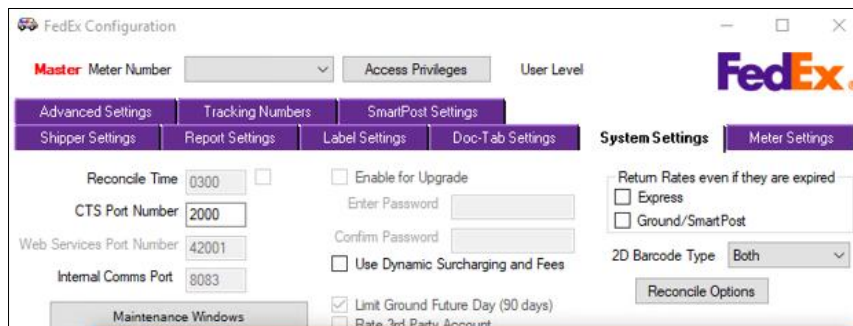
The Upgrade Tab displays provides URLs that contains complete upgrade details. The URL is available in **Authorization to Schedule an Upgrade** screen when **Upgrade Now** or **Schedule Upgrade** option is selected.

**Figure 78: Upgrade**



The option **Enable for Upgrade** in FedEx Ship Manager Server Config screen allows Upgrade Utility is accessibility with password authentication and in turn prevents any accidental upgrades.

*Note: This option is not applicable for field level or higher users, Refer to image below.*



## Upgrade Now option

The Upgrade Now option initiates upgrade on authorization. To Upgrade,

1. Click **Upgrade Now** option in **Upgrade Tab**.
2. **Authorize Upgrade** screen is displayed.
3. Enter password to authorize, and then click **OK** to initiate upgrade.

A screen with component upgrade status is displayed. The system component status displays two entries. First entry is Staging, followed by Staging Complete or Staging Failed or Comm Error.

**Figure 79: Upgrade Now – Staging, Staging Complete and Pending Status**

Meter Number	Account Number	Country	System Component	Status
-----	-----	US	Upgrade	Staging
-----	-----	US	Software	Pending

Meter Number	Account Number	Country	System Component	Status
-----	-----	US	Upgrade	Staging Comp...
-----	-----	US	Software	Downloading

- a. Second entry displays status **Pending** followed by **Complete** or **Failed** or **Comm Error**.

**Figure 80: Upgrade Now – Failed, Complete and Comm Error**

Meter Number	Account Number	Country	System Component	Status
-----	-----	US	Upgrade	Comm Error
-----	-----	US	Software	Failed

Meter Number	Account Number	Country	System Component	Status
-----	-----	US	Upgrade	Staging Comp...
-----	-----	US	Software	Complete

Successful staging will download and perform the upgrade similarly using **Demand System Data** tab by selecting **Software** checkbox.

## Schedule Upgrade option

The Schedule Upgrade option initiates upgrade on authorization. To Upgrade,

1. Click **Scheduled Upgrade** option in **Upgrade Tab**.
2. **Authorize Upgrade** screen is displayed.
3. Enter password to authorize, and then click **OK** to initiate upgrade.

A screen with component upgrade status is displayed. The system component status displays a single-entry **Staging** followed by **Staging Complete** or **Comm Error**. Successful staging will download and perform the upgrade during scheduled maintenance window(s).

**Figure 81: Schedule Upgrade Status – Staging and Comm Error**

System Component Status				
Meter Number	Account Number	Country	System Component	Status
00012000	00000000	US	Upgrade	Staging

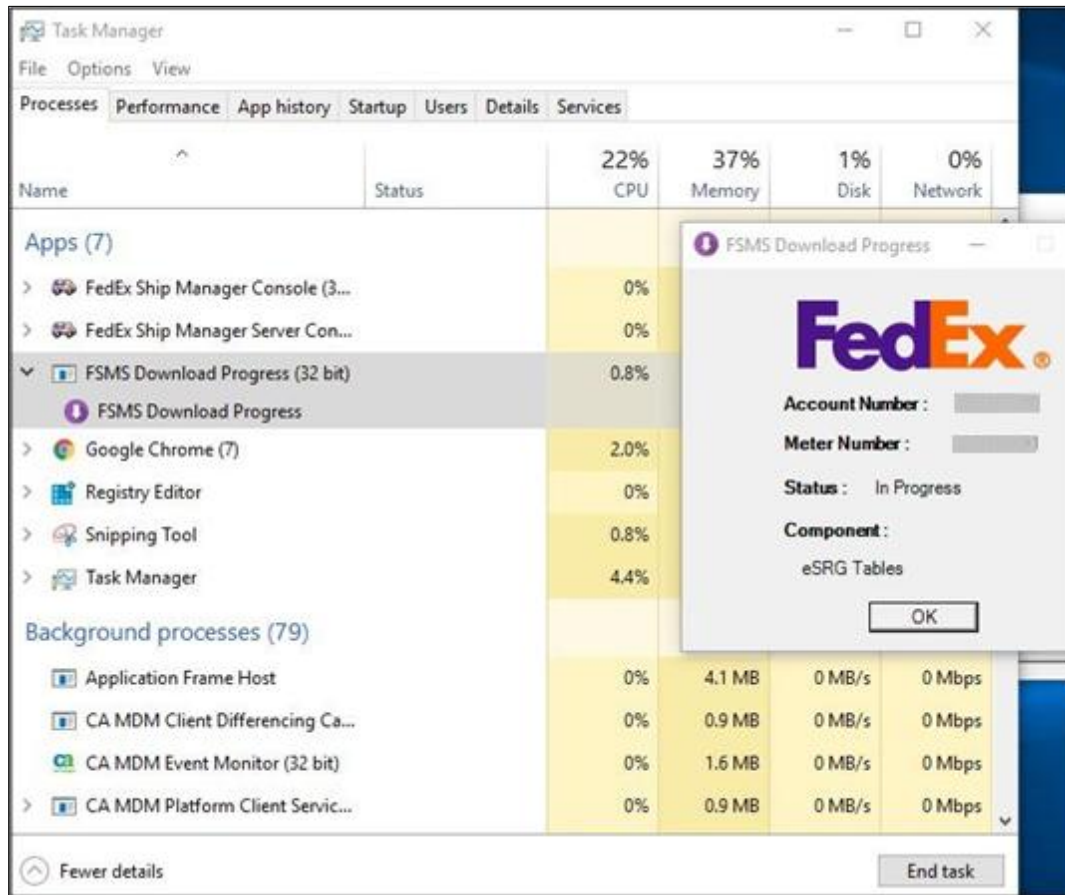
System Component Status				
Meter Number	Account Number	Country	System Component	Status
00012000	00000000	US	Upgrade	Comm Error

*Note: Once the staging is complete, the upgrade can also be performed using **Demand System Data** tab by selecting **Software** checkbox.*

## Download Progress Indicator

The Download Progress for FedEx Ship Manager Server Utility is displayed in Windows Task Manager. Refer to image below.

**Figure 82: FSMS Download Progress Indicator**



The display name of FedEx Ship Manager Server utilities in Windows Task Manager are modified to respective Service names. The Services are displayed in Task Manager as application currently in use as shown in below image. Similar functionality is available for other FedEx Ship Manager Server utilities. Few are shown in images below.



Figure 83: FSMS ACU Meter Registration Task Manager View

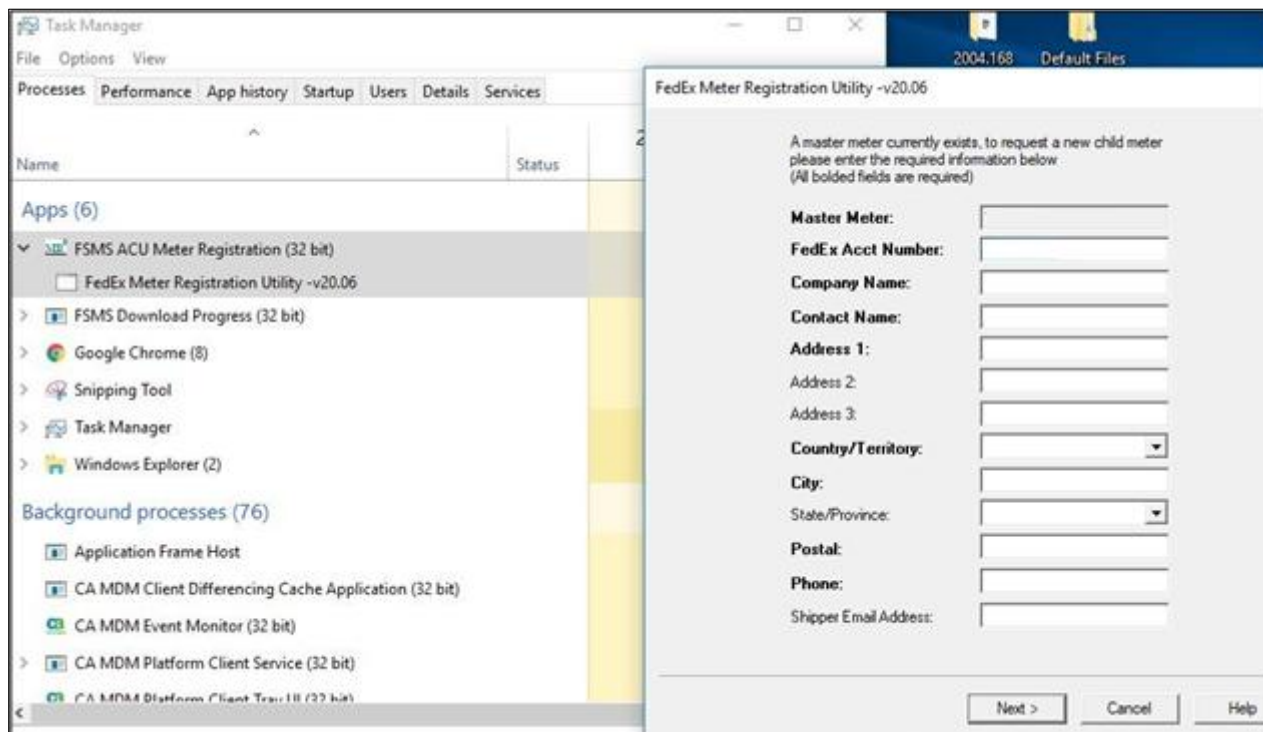


Figure 84: FSMS Comm Log Viewer

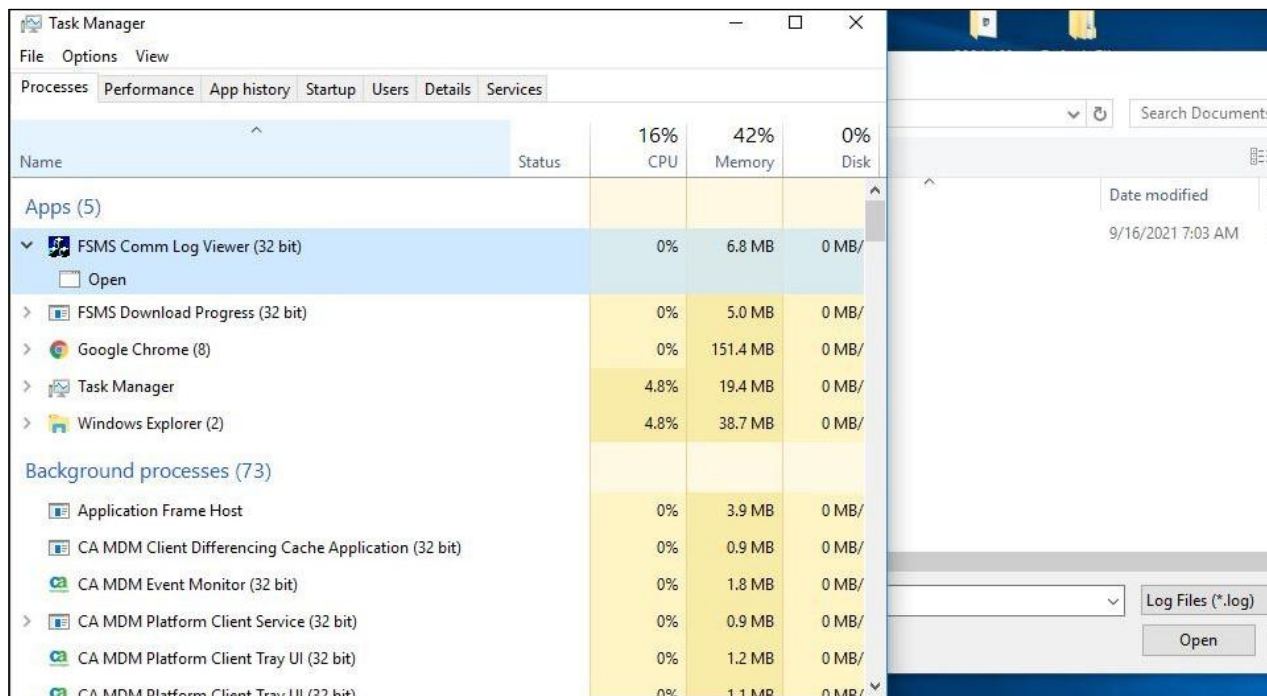
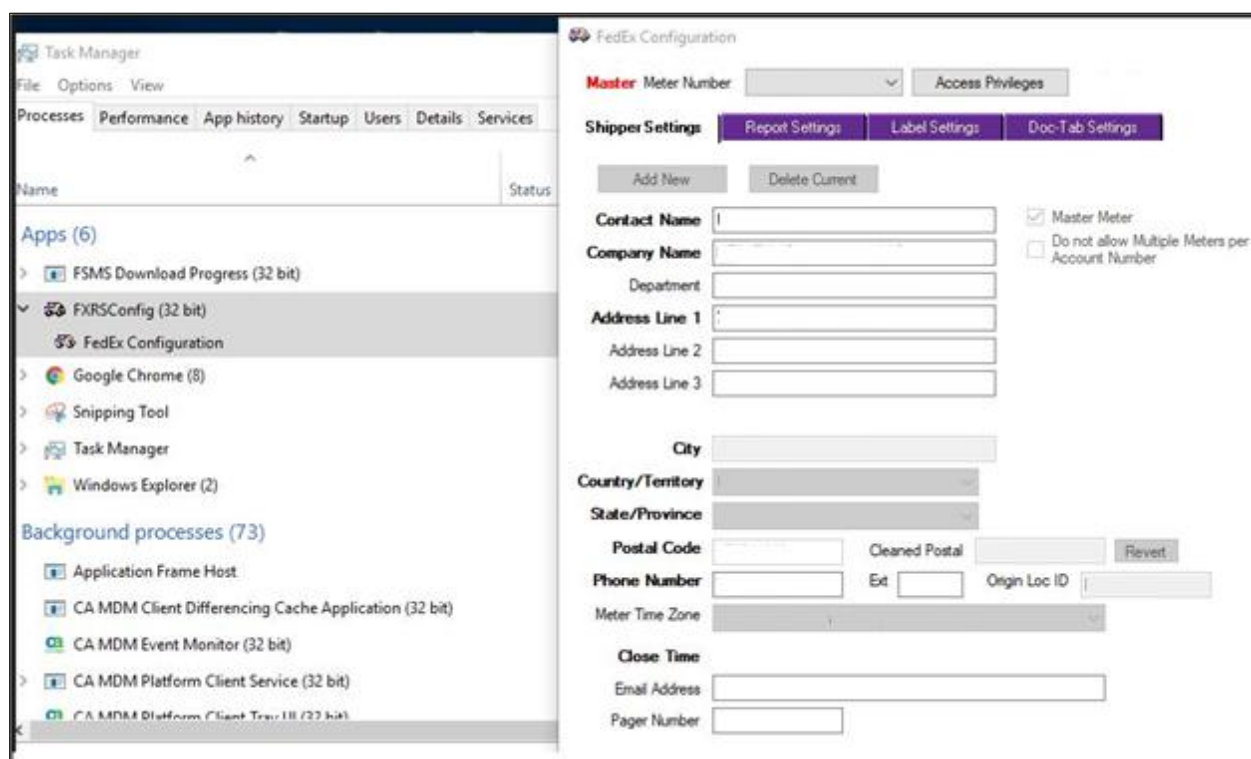


Figure 85: FedEx Ship Manager Config



## Doc -Tab Settings

The drop-down value names in Doc Tab Settings screen are updated with revised field names. The values earlier indicated the name 'List', and now the value names are updated to 'Standard List'. Refer to the image below.

Figure 86: Doc-Tab Field Values

**FedEx Configuration**

Master Meter Number  Access Privileges User Level

Shipper Settings Report Settings Label Settings **Doc-Tab Settings**

**Shipping Type**

☐ Express  
☒ Export Express  
☐ Ground  
☐ FXF Freight  
☐ SmartPost

☐ PrintTotalDocTabLabel

**Doc Tab Orientation**

☒ Top  
☐ Bottom

**Label Stock Type**

☒ Leading Edge  
☐ Trailing Edge

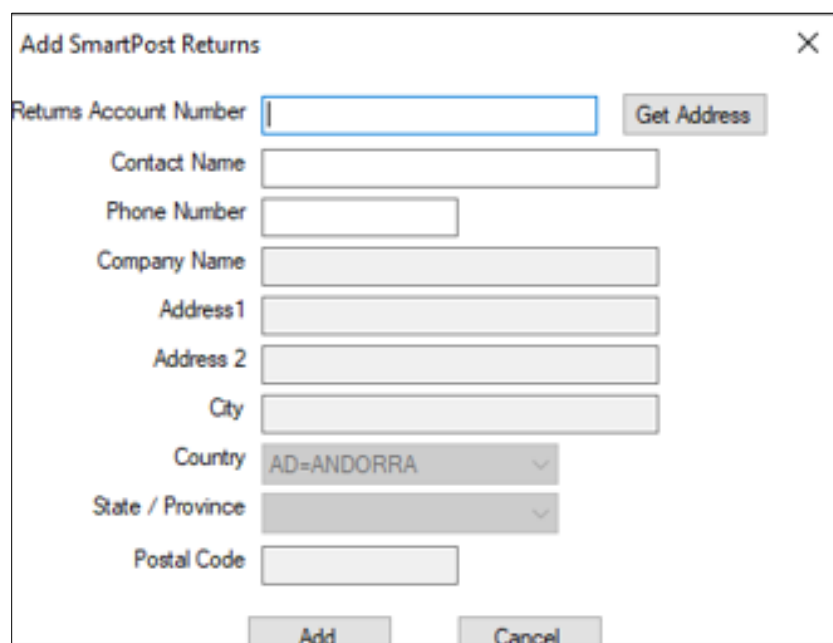
**Doc Tab Fields**

Headings	Values	Reference
Saturday Delive	Saturday Delivery Surcharge Amount	<input type="checkbox"/>
	Standard List Declared Value Surcharge	<input type="checkbox"/>
	Standard List Dry Ice Surcharge Amount	<input type="checkbox"/>
	Standard List Europe First Surcharge	<input type="checkbox"/>
	Standard List FICE Surcharge	<input type="checkbox"/>
	Standard List Fuel Surcharge	<input type="checkbox"/>
	Standard List Goods and Services Tax	<input type="checkbox"/>
	Standard List Handling Charge Amount	<input type="checkbox"/>
	Standard List Harmonized Sales Tax	<input type="checkbox"/>
	Standard List Net Charge Amount	<input type="checkbox"/>
	Standard List Net Freight Charge Before	<input type="checkbox"/>
	Standard List Offshore Surcharge	<input type="checkbox"/>
	Standard List Outside Delivery Area Surcharge	<input type="checkbox"/>
	Standard List Outside Pickup Area Surcharge	<input type="checkbox"/>
	Standard List Oversize Surcharge	<input type="checkbox"/>
	Standard List Peak Additional Handling Charge	<input type="checkbox"/>
	Standard List Peak Oversize Charge	<input type="checkbox"/>
	Standard List Peak Residential Surcharge	<input type="checkbox"/>
	Standard List Peak Surcharge	<input type="checkbox"/>
	Standard List Priority Alert Plus Surcharge	<input type="checkbox"/>
	Standard List Priority Alert Surcharge	<input type="checkbox"/>
	Standard List Quebec Sales Tax	<input type="checkbox"/>
	Standard List Rate Currency Type	<input type="checkbox"/>
	Standard List Saturday Delivery Surcharge	<input type="checkbox"/>
	Standard List Saturday Pickup Surcharge	<input type="checkbox"/>
	Standard List Signature Option Fee	<input type="checkbox"/>
	Standard List Third Party Consignee Surcharge	<input type="checkbox"/>
	Standard List Total Customer Charge	<input type="checkbox"/>
	Standard List Total Customer Handling Charge	<input type="checkbox"/>
	Standard List Total Surcharge	<input type="checkbox"/>
	Standard List Total Surcharge Amount	<input type="checkbox"/>

## Meter Settings tab

The **Add SmartPost® Returns** window in **SmartPost® tab** and **ICTL Settings** in **Meter Settings tab** is now upgraded with better placement of details. Refer to below image.

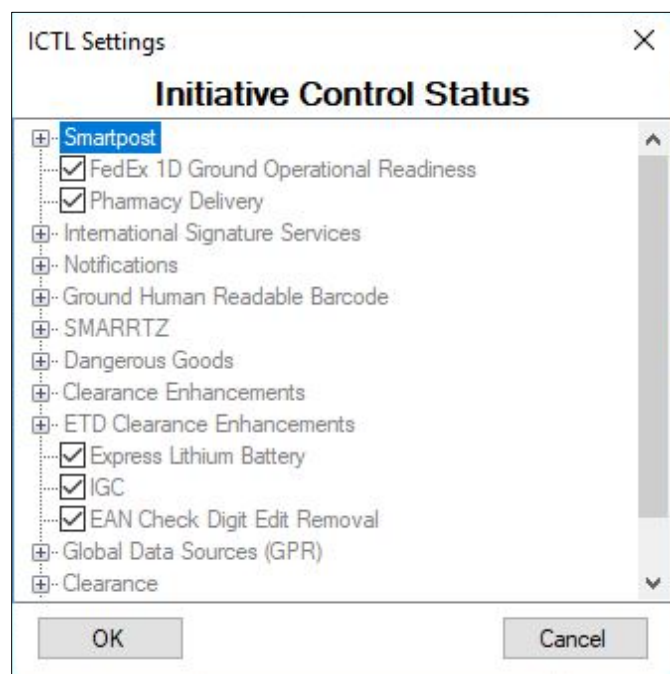
Figure 87: Add SmartPost® Returns



The 'Add SmartPost Returns' dialog box contains the following fields and controls:

- Returns Account Number:** A text input field with a 'Get Address' button to its right.
- Contact Name:** A text input field.
- Phone Number:** A text input field.
- Company Name:** A text input field.
- Address1:** A text input field.
- Address 2:** A text input field.
- City:** A text input field.
- Country:** A dropdown menu with 'AD=ANDORRA' selected.
- State / Province:** A dropdown menu.
- Postal Code:** A text input field.
- Buttons:** 'Add' and 'Cancel' buttons at the bottom.

Figure 88: ICTL Settings



The 'ICTL Settings' dialog box displays the 'Initiative Control Status' with a list of initiatives and their checkboxes:

- Smartpost** (expanded)
  - ☒ FedEx 1D Ground Operational Readiness
  - ☒ Pharmacy Delivery
- ☐ International Signature Services
- ☐ Notifications
- ☐ Ground Human Readable Barcode
- ☐ SMARRTZ
- ☐ Dangerous Goods
- ☐ Clearance Enhancements
- ☐ ETD Clearance Enhancements
- ☒ Express Lithium Battery
- ☒ IGC
- ☒ EAN Check Digit Edit Removal
- ☐ Global Data Sources (GPR)
- ☐ Clearance

Buttons: OK, Cancel

The display of OK button in **Access Privileges** window in FedEx Ship Manager Server Configuration is updated.

**Figure 89: Access Privileges Window**

The Trans Editor Utility **About** screen is updated with latest copyrights and brand name.

**Figure 90: FedEx Transaction Editor Utility**

The below tags are available for manual update using Trans Edit Utility and the selected value reflects in FedEx Ship Manager Config screen. Here is the list of tags added in TransEdit.

- 1375 -Label Stock Orientation
- 1680 -DG Printer Form Type
- 1688 -Number of Report Copies
- 2713 -Number of CRN's
- 617 -Internal Comm Port
- 3181-Use Dynamic Surcharging and Fees
- 629 -Return Rates Even If They Are Expired

Sample for manual update of tag 1375 – Label Stock Orientation. The value 2-Trailing Edge is selected as Label Stock Type, and the transaction is performed. Refer to the image below.



Figure 93: Meter Settings Tab Field Name Update

**FedEx Configuration**

Master Meter Number  Access Privileges

**FedEx**

Advanced Settings | IPD / IED / IDF Settings | Tracking Numbers | SmartPost Settings | **Meter Settings**

Shipper Settings | Report Settings | Label Settings | Doc-Tab Settings | System Settings

**Express Options**

Account-Specific  Rating Options

☐ Third Party Consignee  
☒ Non Rated  
 00:00  Late Drop Off Time

☐ Use "Microsoft Extended Characters Page"  
☐ Label Customs Value Suppression  
☐ Intl Rating  
☐ Express - Extended Future Allowed

FEDEX 1D  Barcode Type

**Ground Options**

☐ Ground Enabled  
 Account-Specific  Rating Options

Ground Account Number   
 SCNC/Secondary Barcode

☐ Hazmat  
☐ ECOD  
☐ Label Multipack Piece Count  
☐ Custom Transit Data Key   
☐ Custom Transit Exclusion File

Barcode Type

**LTL Freight Options**

Account-Specific  Rating Options

**Electronic Trade Document (ETD)**

☐ ETD Allowed

## Brand name corrections

The Information message for Electronic Trade Documents in Meter Settings tab now displays correct brand name. Refer to image below.

Figure 94: Electronic Trade Documents information

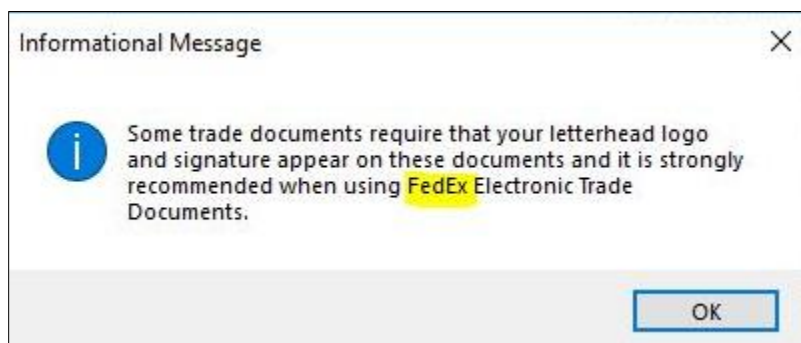


Figure 95: Electronic Trade Documents Terms and Conditions

Electronic Trade Documentation - Terms and Conditions

**Language Selection Options for Terms and Conditions**

☒ English  
☐ French

Please read the following Terms and Conditions for Electronic Trade Documentaion.

**FedEx® Electronic Trade Documents Terms of Use**

THE FOLLOWING TERMS OF USE GOVERN YOUR USE OF FEDEX® ELECTRONIC TRADE DOCUMENTS. YOUR VIEWING OR USE OF THIS SITE CONSTITUTE YOUR AGREEMENT, ON BEHALF OF YOURSELF AND THE ENTITY YOU REPRESENT (HEREINAFTER "YOU" OR "YOUR"), TO ALL OF THE TERMS AND CONDITIONS PROVIDED BELOW.

FEDEX MAY MAKE FUTURE CHANGES OR MODIFICATIONS TO SUCH TERMS AND CONDITIONS AT ANY TIME WITHOUT NOTICE, AND YOUR SUBSEQUENT VIEWING OR USE OF THIS SITE WILL CONSTITUTE YOUR AGREEMENT TO THE CHANGES AND MODIFICATIONS.

Do you accept all the preceeding Terms and Conditions for Electronic Trade Documentation (ETD)?

☐ I accept the Terms and Conditions.

Print Ok Cancel

### Child Meter configuration

When a Child meter is selected in FedEx Ship Manager Server Config screen, the Settings tab fields are disabled. Refer the image below. The tab fields are activated when the child meter is set as Master meter.



Figure 96: System Settings tab for Child Meter

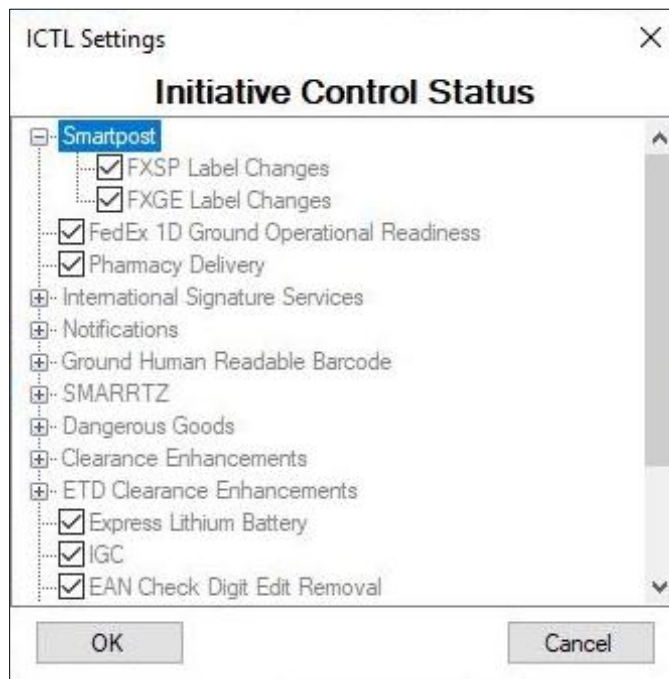
The screenshot shows the 'FedEx Configuration' window with the 'System Settings' tab selected. The window has a title bar with standard Windows controls. Below the title bar, there's a 'Meter Number' dropdown and an 'Access Privileges' button. The main area is divided into several sections:

- Advanced Settings:** Includes 'Reconcile Time' (0300), 'CTS Port Number' (2000), 'Web Services Port Number' (42001), and 'Internal Comms Port' (8083).
- IPD / IED / IDF Settings:** Includes 'Enter Password' and 'Confirm Password' fields.
- Tracking Numbers:** Includes 'Enable for Upgrade' checkbox.
- SmartPost Settings:** Includes 'Return Rates even if they are expired' checkboxes for 'Express' and 'Ground/SmartPost', and a '2D Barcode Type' dropdown set to 'Both'.
- System Settings:** Includes 'Use Dynamic Surcharging and Fees' checkbox, 'Limit Ground Future Day (90 days)' checkbox (checked), and 'Rate 3rd Party Account' checkbox.
- Meter Settings:** Includes a 'Reconcile Options' button.
- Database:** Includes 'Backup Time' (2300), '1st Backup Directory' (\\Vedex\_admin\BACKUP1), and '2nd Backup Directory' (\\Vedex\_admin\BACKUP2).
- Ship History:** Includes 'Retention Interval' (45), 'Purge Time' (0400), and 'Export Time' (0200). It also lists export file paths for 'Domestic Express' (\\EXPORT1.TXT), 'International Express' (\\EXPORT2.TXT), 'International MPS Express' (\\EXPORT3.TXT), 'Ground' (\\EXPORT4.TXT), 'LTL Freight' (\\EXPORT5.TXT), and 'SmartPost' (\\EXPORT6.TXT).

At the bottom, there are buttons for 'Apply', 'Apply & Exit', 'Exit', and 'Help'.

## ICTL Settings

The SmartPost ICTL Settings is now available for FedEx Ground Economy Label Changes. Refer the image below.

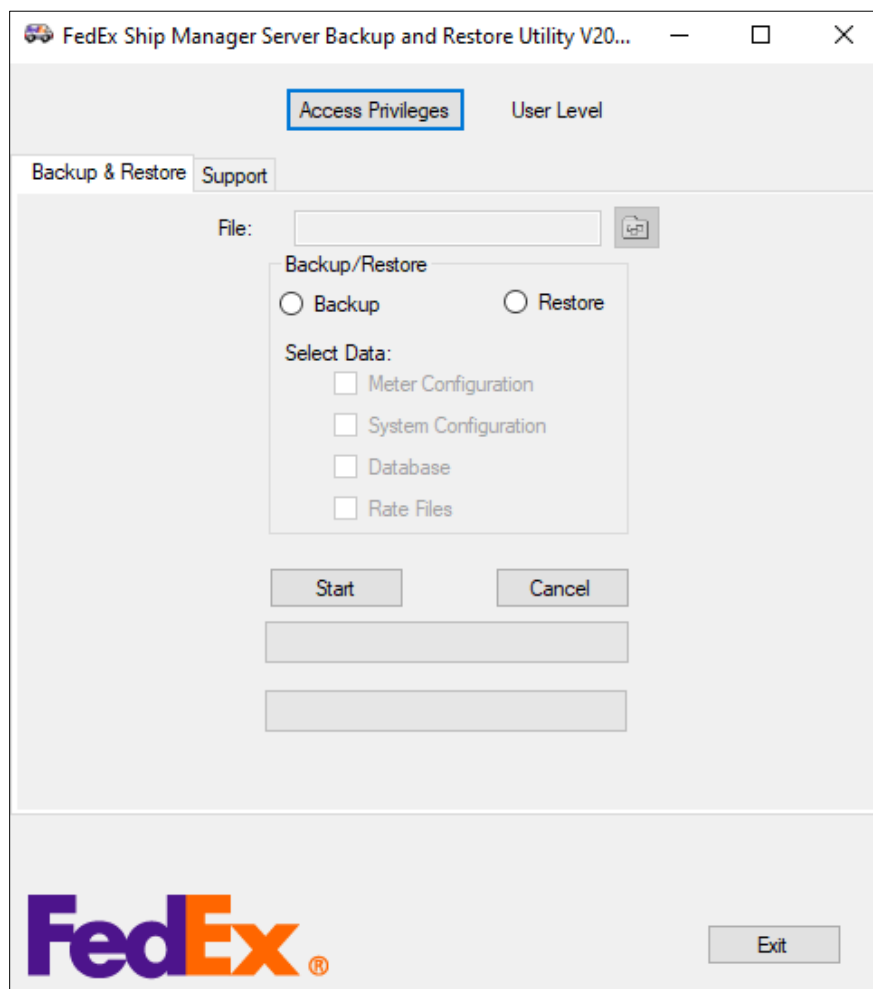
**Figure 97: ICTL Settings**

The SmartPost legacy label can now be generated by disabling **FedEx SmartPost®** Label Changes option checkbox in ICTL Settings under Meter Settings tab of FedEx Ship Manager® Server config screen.

## Backup and Restore Utility

FedEx Ship Manager Server Backup and Restore Utility screen is facilitated with an Exit button to quit app in case of inadvertently launched session.

Figure 98: Backup and Restore Utility



## Database Backup Directory

The tag functions for the tag 1379 - Database Backup Directory is updated.

When a 070 Meter Query Transaction is performed for tag 556 -Process Code Request with tag1379 - Database Backup Directory,

Then following values are displayed in respective Reply transaction, with respect to the directory path mentioned in tag 1379.

- When tag 1379 is included in the transaction,
  - and the directory path is not empty, it maps to a unique tag value and ignores duplicate values.
  - The tag 1379 will map to given primary path/1st backup directory on the FedEx Ship Manager® Server config screen.
- When the multi-occurrence tag 1379-2 is included in the transaction,
  - The tag 1379 will map to given secondary path/2nd backup directory on the FedEx Ship Manager® Server config screen.

## Report Settings

### IDF report name updates

The redundant term IDF is removed from the drop-down list for IDF Reports in report Settings tab. Refer to the image below.

Figure 99: Report Settings, IDF reports

The screenshot shows the 'FedEx Configuration' window with the 'Report Settings' tab selected. The window has a title bar with standard minimize, maximize, and close buttons. Below the title bar, there is a 'Master Meter Number' dropdown and an 'Access Privileges' button. The FedEx logo is in the top right corner. The main area contains several tabs: 'Advanced Settings', 'Tracking Numbers', 'SmartPost Settings', 'Shipper Settings', 'Report Settings' (active), 'Label Settings', 'Doc-Tab Settings', 'System Settings', and 'Meter Settings'. The 'Report Settings' tab displays a tree view on the left with categories: 'IPD Distribution[IPD/IED]' (containing Consolidated CI, CRN, Packing List, Visa Manifest, and Customs Detail Report), 'IDF' (containing Consolidated CI, CRN Report, Customs Packing List, Visa Manifest Report, and Customs Detail Report), and 'DG' (containing Express 1421C, Ground OP900LL, and Ground OP900LG). To the right of the tree view are two buttons: 'Copy To All Meters' and 'Copy To All Reports'. Below these is a 'Report Format' dropdown menu set to 'RTF'. At the bottom left, there are fields for 'Printer' and 'Directory', each with a printer icon and a folder icon respectively. Below these are 'Report Print Options' with checkboxes for 'End of Day Close' and 'Reference Confirmation'. At the bottom right, there are four buttons: 'Apply', 'Apply & Exit', 'Exit', and 'Help'.

FedEx Configuration

Master Meter Number  Access Privileges

FedEx

Advanced Settings Tracking Numbers SmartPost Settings

Shipper Settings **Report Settings** Label Settings Doc-Tab Settings System Settings Meter Settings

**IPD** Distribution[IPD/IED]

- Consolidated CI
- CRN
- Packing List
- Visa Manifest
- Customs Detail Report

**IDF**

- Consolidated CI
- CRN Report
- Customs Packing List
- Visa Manifest Report
- Customs Detail Report

**DG**

- Express 1421C
- Ground OP900LL
- Ground OP900LG

Copy To All Meters

Copy To All Reports

Report Format RTF

Printer

Directory

Report Print Options

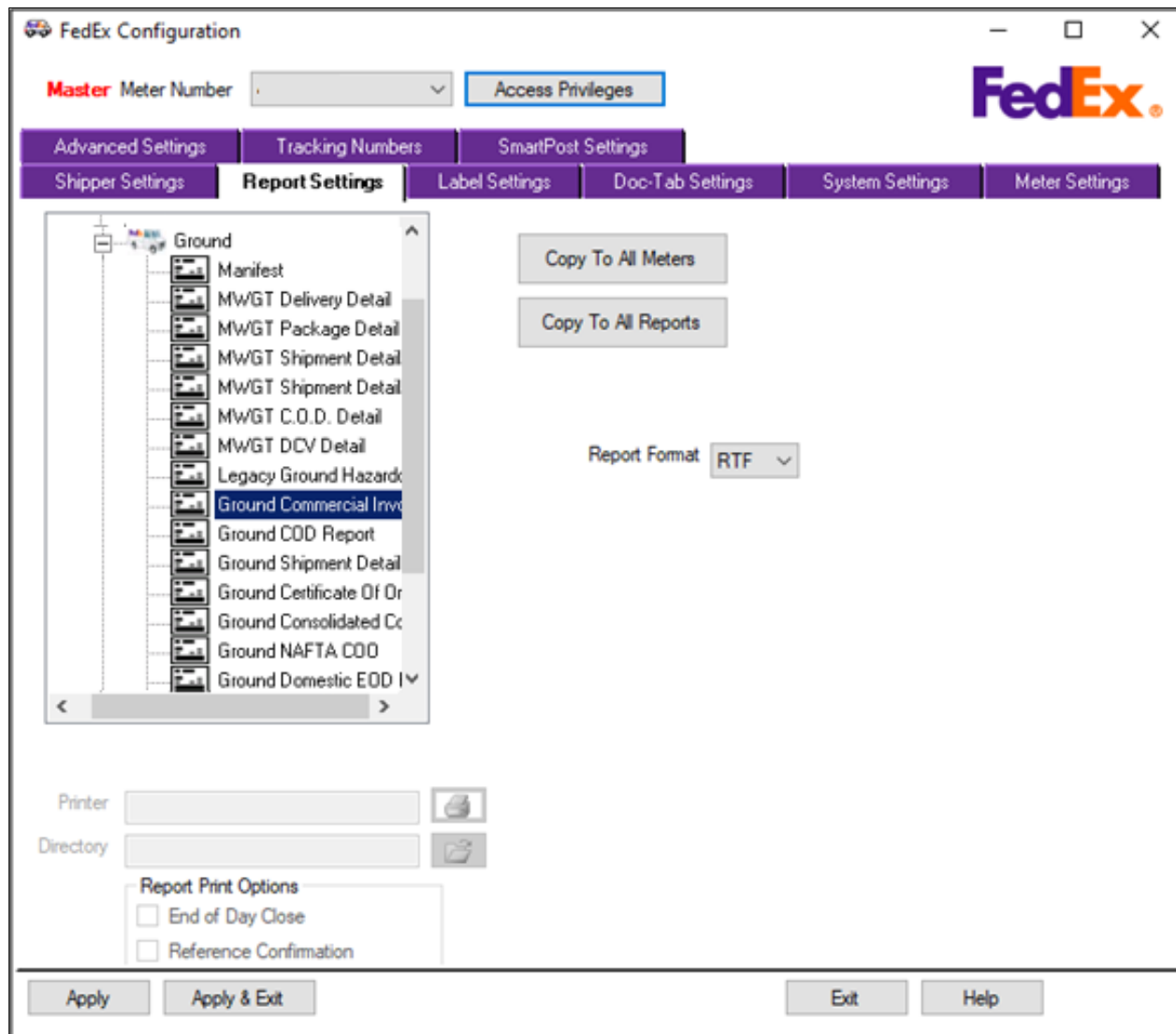
- ☐ End of Day Close
- ☐ Reference Confirmation

Apply Apply & Exit Exit Help

## Ground report name updates

The redundant term IDF is removed from the drop-down list for IDF Reports in report Settings tab. Refer to the image below.

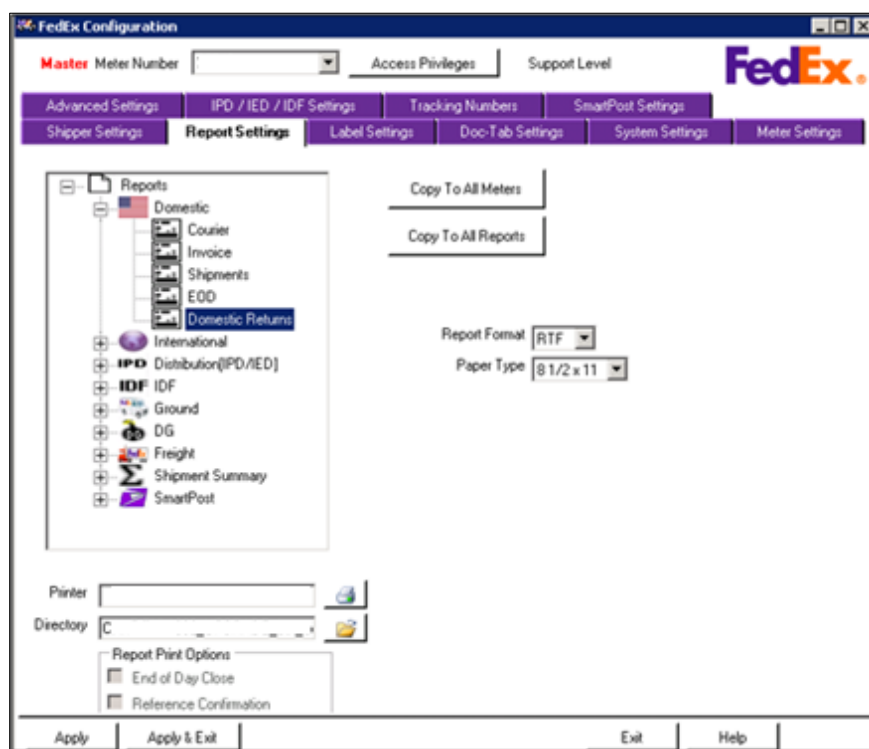
Figure 100: Ground Reports



## Report Directory

The Directory field in Report Settings tab is now cleared every time the Apply button is clicked. This cleans out default path displayed, and the path is visible only when a report is selected from the list of Reports. Refer to below image.

Figure 101: Report Settings

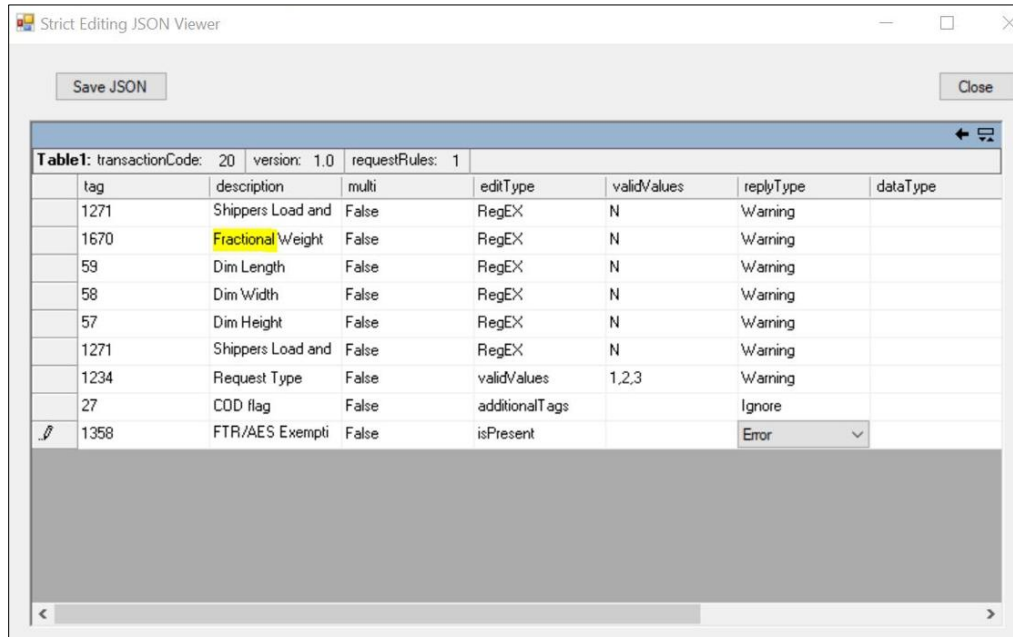


## Strict Editing Utility

### Tag name corrections

The misspelled name tag name for the tag 1670 Fractional Weight is corrected. Refer to the image below.

**Figure 102: tag name corrections**



Strict Editing JSON Viewer

Save JSON Close

Table1: transactionCode: 20 version: 1.0 requestRules: 1

tag	description	multi	editType	validValues	replyType	dataType
1271	Shippers Load and	False	RegEX	N	Warning	
1670	Fractional Weight	False	RegEX	N	Warning	
59	Dim Length	False	RegEX	N	Warning	
58	Dim Width	False	RegEX	N	Warning	
57	Dim Height	False	RegEX	N	Warning	
1271	Shippers Load and	False	RegEX	N	Warning	
1234	Request Type	False	validValues	1,2,3	Warning	
27	COD flag	False	additionalTags		Ignore	
1358	FTR/AES Exempti	False	isPresent		Error	



The reply transactions of 150 – Service Types and Special Services are version number and build date. Refer the image below.

**Figure 103: 150 Service Types and Special Services transaction**

Field	Value
Transaction Code (0)	150
Customer Transaction Identifier (1)	System Information and Control
Component Version (1000)	20.0.6
Component Version (1000-2)	20.0.6
Component Version (1000-3)	20.0.6
Component Version (1000-4)	20.0.6
Component Version (1000-5)	20.0.6
Component Version (1000-6)	20.0.6
Transaction Function (1989)	04
Build Date (3128)	Nov 20 2021
Build Date (3128-2)	Nov 20 2021
Build Date (3128-3)	Nov 20 2021
Build Date (3128-4)	Nov 20 2021
Build Date (3128-5)	Nov 20 2021
Build Date (3128-6)	Nov 20 2021
Component Name (3129)	FedEx Ship Manager Service
Component Name (3129-2)	FedEx Broadcast Service
Component Name (3129-3)	FedEx Communication
Component Name (3129-4)	FedEx Server Manager Service
Component Name (3129-5)	FedEx Openship Service
Component Name (3129-6)	FedEx Ship Manager Server Console

## Time Fields

Strict Editing Utility is configured to provide the ability to preset required notification (ERROR/WARNING/IGNORE) for tags associated with validation of time fields. Preset notification type for tags **599 – purge time, 3025 – Close Option time, 2552-export time, 1387-database backup time, 595-reconcile time** is returned appropriately during a 070/170 transaction. The notification messages ERROR/WARNING/IGNORE are as follows.

**Table 118: Strict Editing time fields notification messages**

Tag name	Notification type	Message
599 – Purge time	Warning	Purge Time should not be updated
3025 – Close Option time	Warning	Close Option Time should not be updated
2552- Export time	Warning	Export Time should not be updated
1387- Database backup time	Warning	Database backup Time should not be updated
595- Reconcile time	Warning	Invalid reconcile Time should not be updated

**Figure 104: Strict Editing Utility - time fields**

The screenshot shows a window titled "Strict Editing JSON Viewer" with standard Windows window controls (minimize, maximize, close). Inside the window, there are two buttons: "Save JSON" on the left and "Close" on the right. Below these buttons is a table. The table has a header row with the following columns: "tag", "description", "multi", "editType", "validValues", "replyType", and "dataType". The table contains five data rows, each representing a time field. The first row has a tag of 599, description "Purge Time", multi set to "False", editType "RegEX", validValues "^[01][0-9]2[0-3]I", replyType "Warning", and an empty dataType. The second row has a tag of 2552, description "Export Time", multi set to "False", editType "RegEX", validValues "^[01][0-9]2[0-3]I", replyType "Warning", and an empty dataType. The third row has a tag of 1387, description "Database Backup", multi set to "False", editType "RegEX", validValues "^[01-9]1[0-9]2[0-3]I", replyType "Warning", and an empty dataType. The fourth row has a tag of 595, description "Reconcile Time", multi set to "False", editType "RegEX", validValues "^[01][0-9]2[0-3]I", replyType "Warning", and an empty dataType. The fifth row has a tag of 7717, description "Close Time", multi set to "False", editType "RegEX", validValues "^[01][0-9]2[0-3]I", replyType "Warning", and an empty dataType. Below the table is a large gray rectangular area, and at the bottom is a horizontal scrollbar.

tag	description	multi	editType	validValues	replyType	dataType
599	Purge Time	False	RegEX	^[01][0-9]2[0-3]I	Warning	
2552	Export Time	False	RegEX	^[01][0-9]2[0-3]I	Warning	
1387	Database Backup	False	RegEX	^[01-9]1[0-9]2[0-3]I	Warning	
595	Reconcile Time	False	RegEX	^[01][0-9]2[0-3]I	Warning	
7717	Close Time	False	RegEX	^[01][0-9]2[0-3]I	Warning	

## Configure Reconcile Options

The Configure Reconcile Options screen in System Settings is upgraded with new look and feel. The tab now indicates the Master keyword in red for Master meters as other FedEx Ship Manager Server main screens. Refer to the following image.

Figure 105: Configure Reconcile options

The screenshot displays the FedEx Configuration window with the 'System Settings' tab selected. The 'Master' keyword is highlighted in red next to the 'Meter Number' dropdown. The 'Configure Reconcile Options' dialog box is open, showing a list of data elements to be reconciled. The 'Master' keyword is also highlighted in red next to the 'Meter' dropdown in the dialog. The dialog includes checkboxes for 'SmartPost Rates', 'Express Rates', 'Ground Rates', 'Shipping Tables', 'Tracking Numbers', and 'Features'. The 'OK' and 'Cancel' buttons are visible at the bottom of the dialog. The background window shows various settings for the FedEx system, including 'Reconcile Time', 'CTS Port Number', 'Web Services Port Number', 'Internal Comms Port', 'Maintenance Windows', 'Database', 'Ship History', and 'Export Files'.

**FedEx Configuration**

**Master** Meter Number  Access Privileges

Advanced Settings IPD / IED / IDF Settings Tracking Numbers SmartPost Settings

Shipper Settings Report Settings Label Settings Doc-Tab Settings **System Settings** Meter Settings

Reconcile Time 0300 ☐ Enable for Upgrade ☐ Return Rates even if they are expired ☐

CTS Port Number 2000

Web Services Port Number 42001

Internal Comms Port 8083

**Maintenance Windows**

**Database**

Backup Time 2300

1st Backup Directory ..\Vedex

2nd Backup Directory ..\Vedex

**Ship History**

Retention Interval 45

Domestic Express ..\EXPO

International Express ..\EXPO

International MPS Express ..\EXPO

Ground ..\EXPORT4.TXT

LTL Freight ..\EXPORT5.TXT

SmartPost ..\EXPORT6.TXT

**Configurable Reconcile Options**

**Master** Meter

**Data Elements**

- ☒ SmartPost Rates
- ☒ Express Rates
- ☒ Ground Rates
- ☒ Shipping Tables
- ☒ Tracking Numbers
- ☒ Features

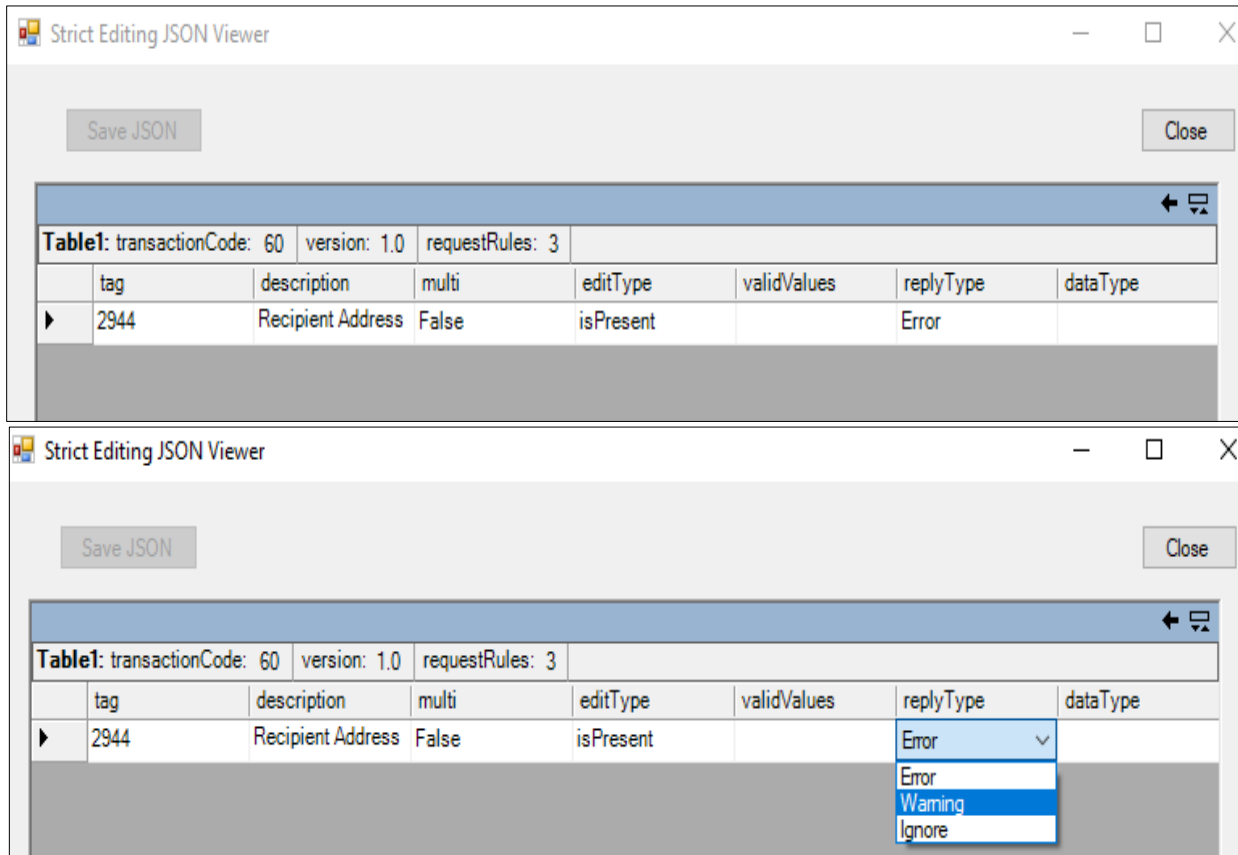
OK Cancel

Apply Apply & Exit Exit Help

## Recipient Address

The transaction 060 LTL, tag **2944 – Recipient Address** is included in the list of Strict Editing Utility. Required notification message (ERROR/WARNING/IGNORE) can be set for the tag in the Utility. The 060 LTL transaction now returns appropriate error message for tag 2944.

**Figure 106: Strict Editing Utility**



## Sender Identification

The tag 1352 – Sender Identification type displays required values in Strict Editing Utility under the transaction code 20. The Obsolete values are excluded from the list. Refer to the image below.

Figure 107: Strict Editing, tag 1352

Save JSON Close

Table1: transactionCode: 20 version: 1.0 requestRules: 1

tag	description	multi	editType	validValues	replyType	dataT
1670	Fractional Weight	False	RegEX	N	Warning	
59	Dim Length	False	dataType		Warning	integers
58	Dim Width	False	dataType		Warning	integers
57	Dim Height	False	dataType		Warning	integers
1271	Shippers Load and	False	RegEX	N	Warning	
1234	Request Type	False	validValues	1,2,3	Warning	
53	COD Amount	False	additionalTags		Ignore	
1358	FTR/AES Exempti	False	isPresent		Ignore	
2944	Recipient Address	False	isPresent		Error	
1352	Sender Identificati	False	validValues	O,E	Warning	
21	Package Weight	False	isPresent		Error	
26	Declared Value	False	isPresent		Error	
40	Alcohol Type	False	isPresent		Error	
41	Alcohol Packing	False	isPresent		Error	
42	Alcohol Volume	False	isPresent		Error	

The usage of the obsolete value **S** for the tag**1352 - Sender Identification Type** returns the appropriate error/warning messages. Sample error and warning messages are as follows:

1. Error - Tag # 1352 - Sender Identification type contains an invalid value. Please refer to the Transaction Coding Reference (TCR) for the valid values.
2. Warning - A Commercial Invoice or Proforma Invoice is required for the shipment. Please ensure the required trade document is provided before the cutoff time to aid in avoiding clearance delays.



Figure 109: Strict Editing

Strict Editing JSON Viewer

Save JSON Close

Table1: transactionCode: 20 version: 1.0 requestRules: 1

	tag	description	multi	editType	validValues	replyType	dataType
▶	21	Package Weight	False	isPresent		Ignore	
	26	Declared Value	False	isPresent		Ignore	
	40	Alcohol Type	False	isPresent		Ignore	
	41	Alcohol Packing	False	isPresent		Ignore	
	42	Alcohol Volume	False	isPresent		Ignore	
	43	Dry Ice Weight	False	isPresent		Ignore	
	52	Alcohol Packages	False	isPresent		Ignore	
	53	COD Amount	False	additionalTags		Ignore	
	57	Dim Height	False	dataType		Ignore	integer
	58	Dim Width	False	dataType		Ignore	integer
	59	Dim Length	False	dataType		Ignore	integer
	76	Number Of Pieces	False	isPresent		Ignore	
	79	Description Of Co	True	additionalTags		Ignore	
	185	Invoice Type	False	isPresent		Ignore	
<	424	Alaska Surcharge	False	isPresent		Ignore	

## Shipper Settings tab

The FedEx Ship Manager Server screen access privilege displays an error when attempting to login with incorrect or invalid password. Refer to the image below.

Figure 110: Access Privilege error message for incorrect password

The screenshot shows the FedEx Configuration window with the Shipper Settings tab selected. The window contains various input fields for shipper information, including Contact Name, Company Name, Address Lines, City, Country/Territory, State/Province, Postal Code, Phone Number, Meter Time Zone, Close Time, Email Address, and Pager Number. There are also checkboxes for Master Meter and Do not allow Multiple Meters per Account Number. An error dialog box is displayed in the center, with the message: "Error: Wrong password entered. Access will be limited to User Level". The dialog box has an "OK" button. The FedEx logo is visible in the top right corner of the window.



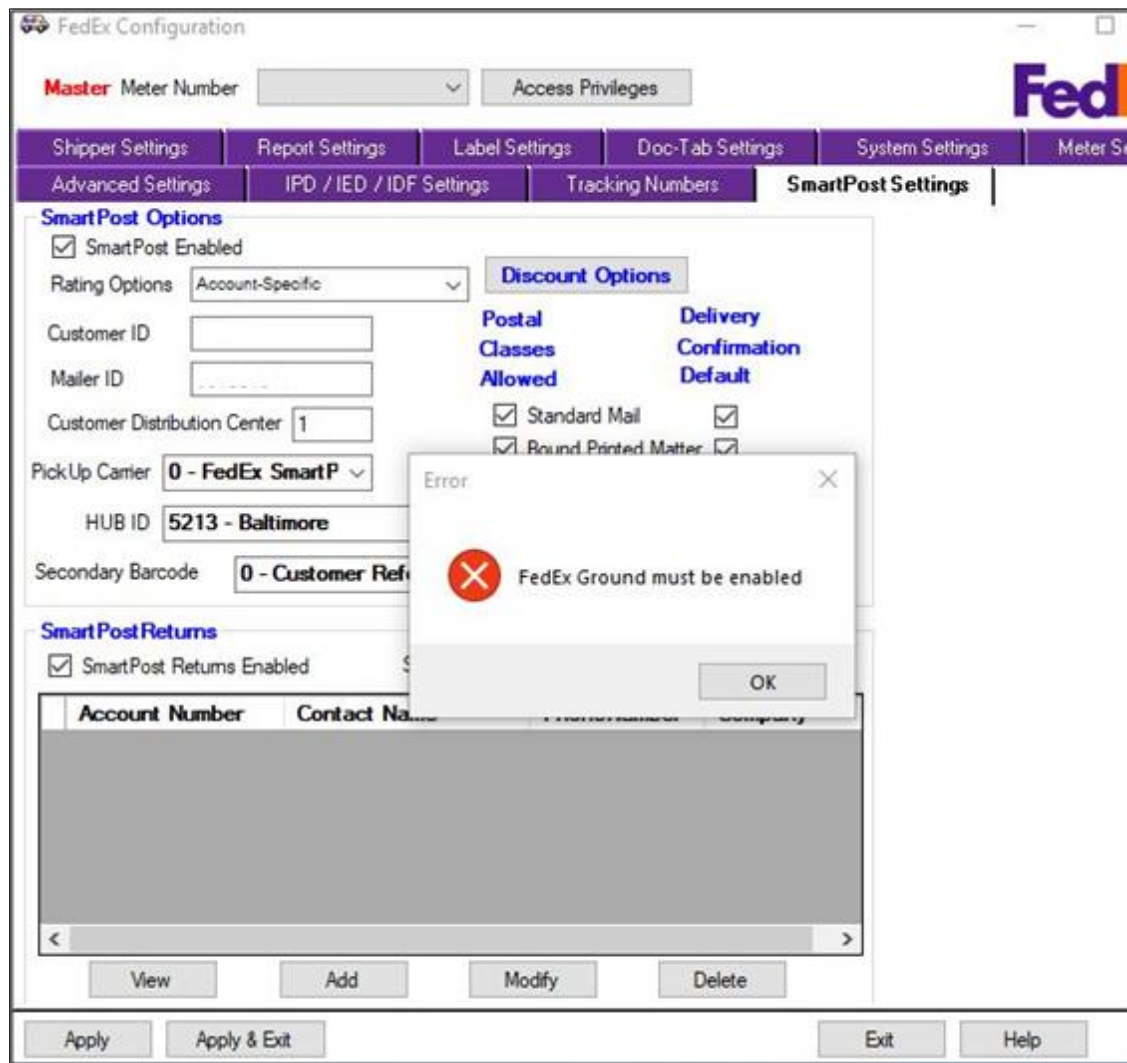
Figure 111: Access Privilege error message for invalid password

The screenshot displays the 'FedEx Configuration' window. At the top, there is a 'Master Meter Number' dropdown and an 'Access Privileges' button. Below this are tabs for 'Shipper Settings', 'Report Settings', 'Label Settings', and 'Doc-Tab Settings'. The 'Shipper Settings' tab is active, showing fields for 'Contact Name', 'Company Name', 'Department', 'Address Line 1', 'Address Line 2', 'City', 'Country' (set to 'US=UNITED STATES'), 'State' (set to 'TN=Tennessee'), 'Postal Code', 'Phone Number', 'Meter Time Zone', 'Close Time', 'Email Address', and 'Pager Number'. There are also checkboxes for 'Master Meter' and 'Do not allow Multiple Meters per Account Number'. A 'Revert' button is next to the 'Postal Code' field. An 'Access Privileges' dialog box is overlaid on the main window, displaying the error message 'Password mismatch ... please try again' in red text. The dialog box has an 'Enter Password' field and 'OK' and 'Cancel' buttons. At the bottom of the main window are buttons for 'Apply', 'Apply & Exit', 'Exit', and 'Help'.

## SmartPost® Settings tab

The Error message in SmartPost® Settings tab for disabled ground shipment now displays correct brand name. Refer to the following image.

Figure 112: FedEx Ship Manager SmartPost Settings



The tag name for the tag 1654 is modified to IPD/IED Flag in Trans Edit Utility. Refer to the image below.

**Figure 113: 1654 - IPD/IED Flag**

Field	Value
Transaction Code (0)	070
Customer Transaction Identifier (1)	U-214
Meter Number (498)	413035
Query Request Code (556)	3
Purge Time (599)	0200
Address (Valid values: N-Not eligible for IPD/IED, E-IED only, P-IPD only, B-IPD & IED. Default: None)	
IPD / IED Flag (1654)	
Carrier Code (3025)	FDXE

The reply transactions of 150 – Service Types and Special Services are up to date and return the correct version number and build date. Refer to the image below.

**Figure 114: 150 Service Types and Special Services transaction**

Strict Editing JSON Viewer

Save JSON Close

Table1: transactionCode: 60 version: 1.0 requestRules: 3

tag	description	multi	editType	validValues	replyType	dataType
2944	Recipient Address	False	isPresent		Error	

Error  
Warning  
Ignore



## System Settings tab

The updates for latest FedEx Ship Manager® Server System Settings tab screen are as follows.

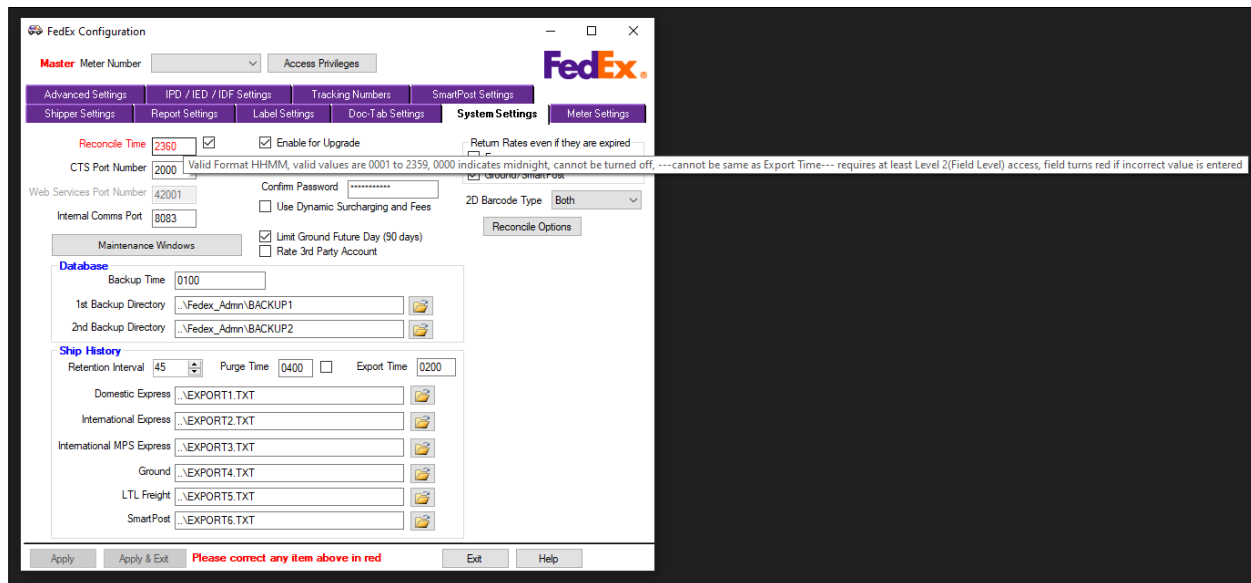
### Reconcile Time

Pointing to Reconcile Time option displays a pop up with data criteria indicating the time range and format to use for Reconcile Time option. The criteria are as follows:

- Valid format is HHMM
- Valid values are 0001 to 2359
- 0000 indicates midnight
- Cannot be equal to Export Time
- Cannot be turned off
- Requires at least Level 2 (Field Level) access
- Field turns red if incorrect value is entered

When an Out-of-range time is entered in Reconcile Time option and the checkbox is selected, the FedEx Ship Manager® Server Settings tab highlights the option in red and displays an error message *'Please correct any item above in red'* as shown in image below.

**Figure 115: System Settings tab- Reconcile Time**



### Purge Time

Pointing to Purge Time option displays a pop up with data criteria indicating the time range and format to use for Purge Time option. The criteria are as follows:

- Valid format is HHMM
- Valid values are 0001 to 2359
- 0000 indicates midnight

- Cannot be equal to Export Time
- Cannot be turned off
- Requires at least Level 2 (Field Level) access
- Field turns red if incorrect value is entered

When an Out-of-range time is entered in Purge Time option box and the checkbox is selected, the FedEx Ship Manager® Server Settings tab highlights the option in red and displays an error message *'Please correct any item above in red'* as shown in image below.

**Figure 116: System Settings tab- Purge Time**

The screenshot shows the FedEx Configuration window with the System Settings tab selected. The Purge Time field is highlighted in red, indicating an error. The error message at the bottom of the window reads: "Valid Format HHMM, valid values are 0001 to 2359, 0000 indicates midnight, cannot be equal to Export Time, cannot be turned off, requires at least Level 2 (Field Level) access, field turns red if incorrect value is entered".

The window displays various settings for the FedEx Ship Manager, including:

- Master Meter Number:** [Dropdown]
- Access Privileges:** [Dropdown]
- Advanced Settings:**
  - Reconcile Time: 0300
  - CTS Port Number: 2000
  - Web Services Port Number: 42001
  - Internal Comms Port: 8083
- Database:**
  - Backup Time: 0100
  - 1st Backup Directory: ..\Fedex\_Admin\BACKUP1
  - 2nd Backup Directory: ..\Fedex\_Admin\BACKUP2
- Ship History:**
  - Retention Interval: 45
  - Purge Time: 3000 (highlighted in red)
  - Export Time: 0200
- Domestic Express:** ..\EXPORT1.TXT
- International Express:** ..\EXPORT2.TXT
- International MPS Express:** ..\EXPORT3.TXT
- Ground:** ..\EXPORT4.TXT
- LTL Freight:** ..\EXPORT5.TXT
- SmartPost:** ..\EXPORT6.TXT

The bottom of the window shows buttons for Apply, Apply & Exit, Ext, and Help. The Apply & Exit button is highlighted in red, matching the error message.

## Export Time

Pointing to Export Time option displays a pop up with data criteria indicating the time range and format to use for Export Time option. The criteria are as follows:

- Valid format is HHMM
- Valid values are 0001 to 2359
- 0000-off
- Cannot be equal to Purge Time
- Requires at least Level 2 (Field Level) access
- Field turns red if incorrect value is entered

When an Out-of-range time is entered in Export Time option and the Apply button is clicked, the FedEx Ship Manager® Server Settings tab highlights the option in red and displays an error message *'Please correct any item above in red'* as shown in image below.

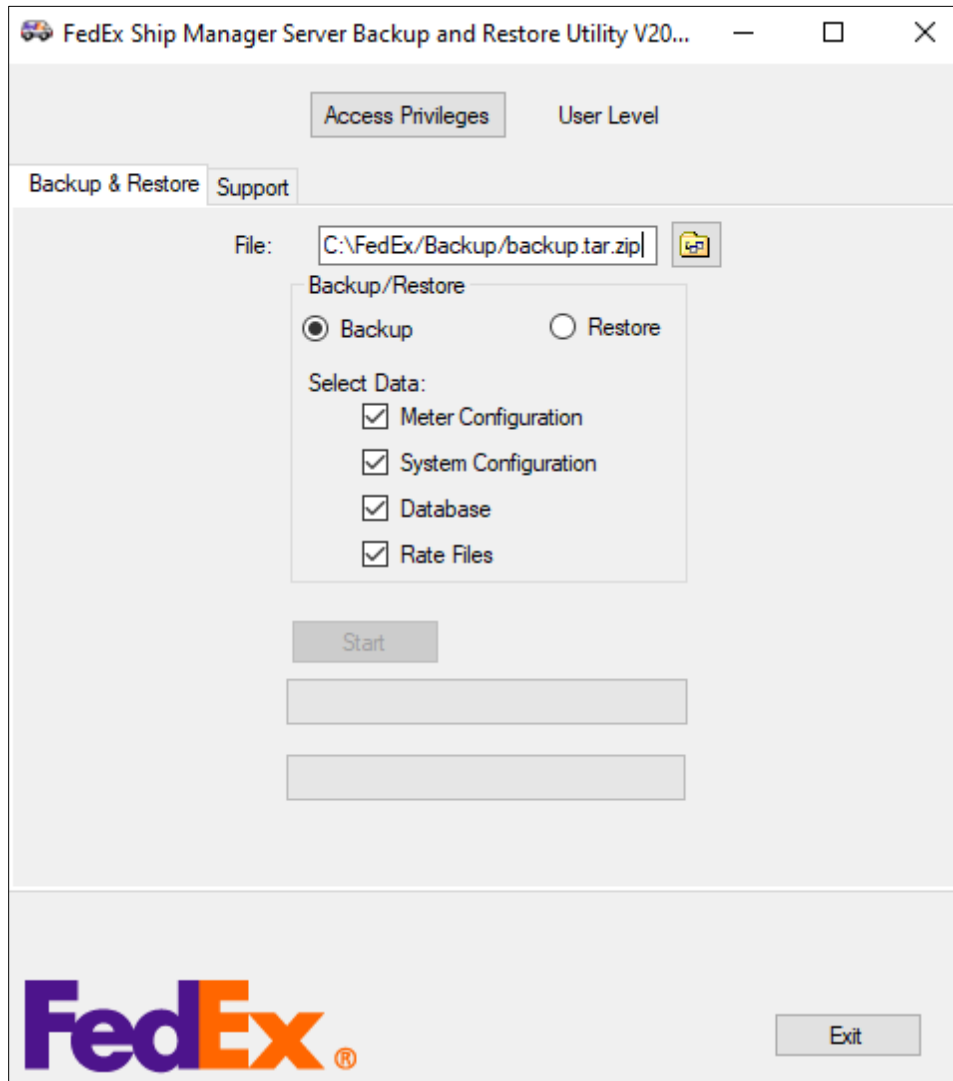
**Figure 117: System Settings tab- Export Time**

The screenshot shows the FedEx Configuration window with the System Settings tab selected. The 'Export Time' field is highlighted in red, indicating an error. A tooltip message is displayed: 'Valid Format HHMM, valid values are 0001 to 2359, 0000-off, cannot be equal to Purge Time, requires at least Level 2 (Field Level) access, field turns red if incorrect value is entered'. The 'Export Time' field contains the value '3001'. The 'Purge Time' field contains '0001'. The 'Retention Interval' is set to 45. The 'Database' section shows backup times and directories. The 'Ship History' section shows retention intervals and export file paths for various services. The bottom of the window has buttons for 'Apply', 'Apply & Exit', 'Exit', and 'Help'. A red error message is displayed at the bottom: 'Please correct any item above in red'.

## Backup and Restore Utility

The **Cancel** button in the Backup and Restore Utility is removed.

**Figure 118: Backup and Restore Utility**



The Shipper Settings Close Options screen displays a pop up on mouse hover, with criteria for the Auto close Options entry. The pop-up is displayed as shown in image below. The criteria are as follows:

- Valid format is HHMM.
- Valid values range from 0001 – 2359.
- Cannot be turned off
- Requires at least Field Level 2 access
- Field is highlighted in RED when any invalid value is entered, and a warning message is displayed.



Figure 119: Close option

The screenshot displays the FedEx Configuration application window. The main window has a title bar with standard Windows controls and a FedEx logo. Below the title bar, there's a 'Master Meter Number' dropdown and an 'Access Privileges' button. A series of tabs are visible: 'Advanced Settings', 'IPD / IED / IDF Settings', 'Tracking Numbers', 'SmartPost Settings', 'Shipper Settings', 'Report Settings', 'Label Settings', 'Doc-Tab Settings', 'System Settings', and 'Meter Settings'. The 'Shipper Settings' tab is currently selected. On the left side of the main window, there are input fields for 'Contact Name', 'Company Name', 'Department', 'Address Line 1' through 'Address Line 4', 'City', 'Country/Territory' (with a dropdown showing 'US'), 'State/Province' (with a dropdown showing 'OH=Ohio'), 'Postal Code', 'Phone Number', 'Meter Time Zone' (with a dropdown), 'Close Time', 'Email Address', and 'Pager Number'. At the bottom of the main window are buttons for 'Apply', 'Apply & Exit', 'Exit', and 'Help'. A 'Close Options' dialog box is open in the center. It has a title bar with a close button. Inside, there's a 'Master Meter' dropdown. Below it, the 'Auto Close Options' section contains a table with two columns: 'Time' and 'Age Of Shipment'. The 'Time' column has three rows: 'Express', 'Ground', and 'LTL Freight', each with a text input field. The 'Age Of Shipment' column has three rows, each with a dropdown menu showing 'Previous Day'. At the bottom of the dialog box are 'OK' and 'Cancel' buttons. A tooltip is visible over the 'Country/Territory' field in the background, stating: 'Valid Format HHMM, valid values are 0001 to 2359, cannot be turned off, requires at least Level 2 (Field Level) access, field turns red if incorrect value is entered'.

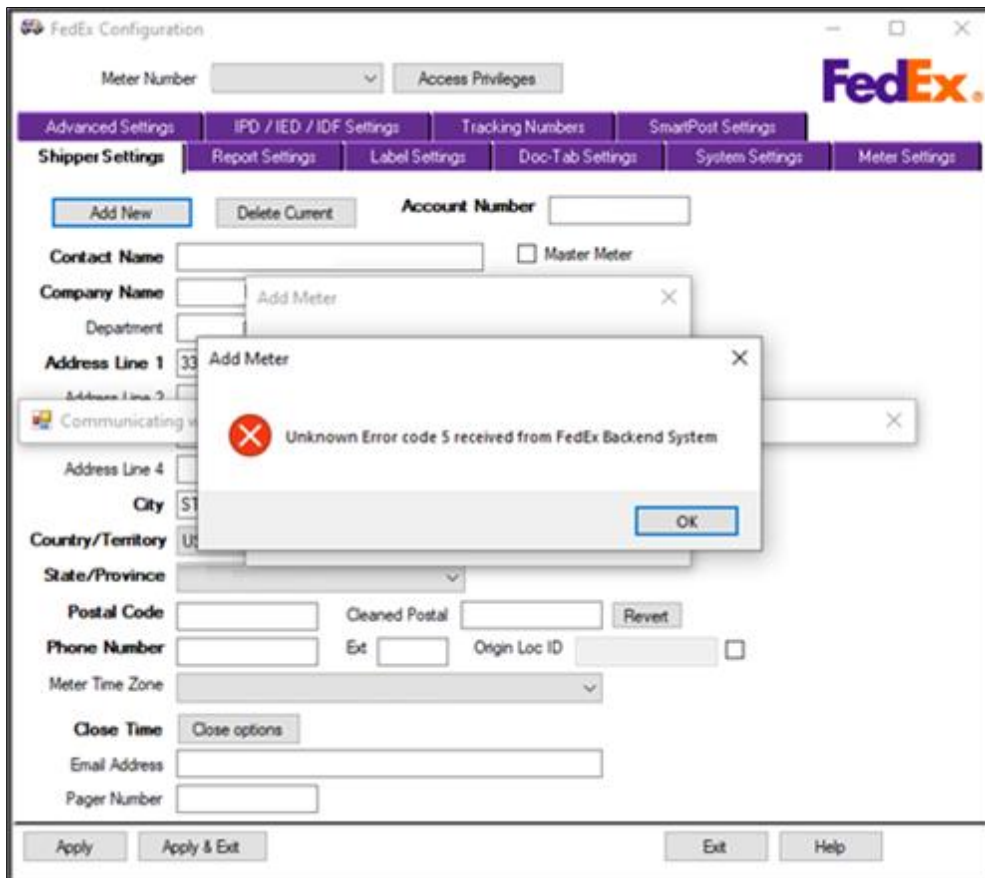
## Service/Brand name updates and corrections

### Brand name corrections

Correct brand name is displayed in the error message during the configuration of child meter from existing parent meter.

1. Open FedEx Ship Manager Server Configuration application with Access Privileges
2. Select Shipper Settings and add a new child meter
3. The error message is displayed with correct brand name 'FedEx'. Refer to below image.

Figure 120: FedEx Brand name corrections for the Error Messages



## Fixes

### Child Meter configuration fixes

During a configuration of a child meter with 070 Transaction, the System Settings tab retains the update capability without affecting the below fields in System Settings tab.

- CTS Port Number
- Ship History
  - Retention Interval
  - Domestic Express
  - International Express
  - International MPS Express
  - Ground
  - Freight LTL
  - Smart Post
- Return Rates even if they are expired
  - Express
  - Ground/ Ground® Economy

Steps to Verify:

1. Process 070 update meter query with Tag#498 for a child meter
2. Verify 170 reply. The transaction ignores fields with tag values which are mapped (to any field on the system settings tab for that child meter).

## Version 20.07

### Label Enhancements and Decouple Logic

To comply with current regulations, all the references of Country field is now termed as Country/Territory on reports and labels.

The below report/label **country** field is modified as follows:

### Tracking Number Report (MAWB Consolidation Detail)

Table 119: Tracking Number Report (MAWB Consolidation Detail)

Old field name	New field name
State/Province, Country, Postal	State/Province, Ctry/Terr, Postal
Destination Country	Destination Ctry/Terr

Figure 121: MAWB consolidation Detail

MAWB CONSOLIDATION DETAIL			
<b>Shipment Purpose:</b>	Sold	<b>Customer Reference:</b>	XXXXXXXXXX
<b>Terms of Sale:</b>	FCA	<b>Currency Code:</b>	USD
<b>Bill Trans Charges:</b>	410252627	<b>Weight Type:</b>	KGS
<b>Bill Duties/Taxes/Fees:</b>	410252627	<b>Total Packages:</b>	2.00
<b>Related Parties:</b>	N	<b>Ship Date:</b>	24OCT2022
<b>Exporter/Shipper:</b>		<b>Ship To (Consignee):</b>	
TAV RATE ENSURE		FedEx	
		VIA FEDEX IDF	
		FedEx GTS Import Department	
		Route de l'Arpenteur	
		Roissy	
MEMPHIS		<b>State/Province, Ctry/Terr, Postal:</b>	FR, 00003
<b>State/Province, Ctry/Terr, Postal:</b>	TN, US, 38116	<b>Phone #:</b>	
<b>Phone #:</b>		<b>Tax ID#:</b>	123456789
		<b>Phone #:</b>	
		<b>Tax ID#:</b>	123456



## Commercial Invoice (CI) Report

**Table 121: Commercial Invoice (CI) Report**

Old field name	New field name
Country of Manufacture	Country/Terr. of MFR/ Ctry/Terr. of MFR
Country	Country/Territory/ Ctry/Terr
Cntry Mfg/ CTRY MFG	C/T MFR

**Figure 123: commercial Invoice (CI)**

Commercial Invoice			
Ship Date: 19-10-22		International Tracking# : 421425334732	
Purpose: Sold		 ACI-421425334732	
Nbr Pkgs: 3			
<b>Shipper:</b> Mphasis KATHIRIA CARRIGAN TWR Intl Express VANCOUVER BC VTYIG5 CA 9012638975		<b>Consignee:</b> FedEx Nilesh 387 Main Street Samprakaran TN 10130 TN 9012633035	
IRS/EIN/EORI:		IRS/EIN/EORI:	
PN/EN:		IRS/EIN:	
<b>Broker:</b>		<b>Importer:</b> Seacret Direct Susan Byrd 15169 N Hayden Rd STE 200 Scottsdale AZ 85260 US 6024421232	
IRS/EIN:		IRS/EIN: 111111111111	
<b>MARKS/NBRS:</b> 0.0 LBS <b>UNIT QTY:</b> 1 <b>HS CODE:</b> <b>C/T MFR:</b> US <b>WEIGHT:</b> 0.00 <b>UNIT VALUE:</b> 0.000000 <b>COMMODITY VALUE:</b> 0.00 USD <b>LICENSE:</b> <b>EX DATE:</b> <b>DESCRIPTION:</b> BOOKS			
<b>MARKS/NBRS:</b> 0.0 LBS <b>UNIT QTY:</b> 1 <b>HS CODE:</b> <b>C/T MFR:</b> US <b>WEIGHT:</b> 0.00 <b>UNIT VALUE:</b> 0.000020 <b>COMMODITY VALUE:</b> 0.00 USD <b>LICENSE:</b> <b>EX DATE:</b> <b>DESCRIPTION:</b> BOOKS			
<b>MARKS/NBRS:</b> 0.0 LBS <b>UNIT QTY:</b> 1 <b>HS CODE:</b> <b>C/T MFR:</b> US <b>WEIGHT:</b> 0.00 <b>UNIT VALUE:</b> 0.000000 <b>COMMODITY VALUE:</b> 0.00 USD <b>LICENSE:</b> <b>EX DATE:</b> <b>DESCRIPTION:</b> Books			
Date : 19-10-22 Page Number : Page 1 of 2			

## Consolidated Commercial Invoice (CCI) Report

Table 122: Consolidated Commercial Invoice (CCI) Report

Old field name	New field name
COM	C/T MFR/ MFR
Country	C/T
Country of Mfg, COUNTRY of Manufacture	CTRY/TERR MFG

Figure 124: FedEx IPD Consolidated commercial Invoice

FedEx IPD Consolidated Commercial Invoice				Page 1 of 3	
<u>Ship Date</u> 10/18/22	<u>Intl Air Waybill</u> 430851350102	<u>Invoice Number</u> 493	 ACI-430851350102		
<u>Purpose of Shipment</u> Sold	<u>Customer References</u> 403				
<u>Bill Trans. Charges</u> 552663047	<u>Bill D/T/F</u> 314114140	<u>Related Parties</u> N	<u>Currency</u> USD		
<u>Terms of Sale</u> EXW	<u>Total Wgt</u> 10.00	<u>Wgt type</u> LBS	<u>Total Packages</u> 2 BOX		
<u>Food Shipment</u> N	<u>FN/EN</u>				
<u>Exporter/Shipper</u>			<u>Ship To (Consignee)</u>		
Contact KATRINA CARRIGAN			Contact		
Co Name 882000 TEST			Co Name VIA FEDEX INTL PRIORITY DISTR.		
Address1 9639 INTER OCEAN DR			Address1 1950 Sargent Ave		
Address2			Address2 Winnipeg Intl Airport		
City CINCINNATI			Address3		
St/PV OH C/T US Postal 45246			City Winnipeg		
Phone 9012639620 Tax ID# 813589918			St/PV MN C/T CA Postal 55128		
			Phone 2047728887		
<u>Broker</u>			<u>Importer</u>		
Contact			Contact Susan Byrd		
Co Name			Co Name Seacrest Direct		
Address1			Address1 15160 N Hayden Rd		
Address2			Address2 STE 200		
City			City Scottsdale		
St/PV C/T Postal			St/PV AZ C/T US Postal 85260		
Phone Tax ID#			Phone 6024421232 Tax ID# IFD-1W6H		

## Consolidation CRN Report

Table 123: Consolidated CRN Report

Old field name	New field name
CNTRY	C/T
CN	C/T

Figure 125: Consolidation CRN Report

10/18/2022
FedEx IPD CRN Report
Page 1 of 1

Use for Manual Data Entry as Required

Shipper
3141XXXX0
Master AWB #
43085XXXX102

Origin
CVGA
Overnight Docs Trk #
99999999999

Number of CRNs
2
MAWB Form ID
0431

Number of Addresses
1
CRN Form ID
0491

CRN Weight Type
LBS

CRN TRKG #:
4308513XXXX3
WEIGHT:
4.9

CONTACT NAME:
Customer No1
COMPANY NAME:

ADDRESS LN1:
386 Mountain St
ADDRESS LN2:

CITY:
Hinton
ST/PV:
AB
C/T:
CA
POSTAL:
T7V1K6

PHONE:
7808XXX487
DIM WGT:
4.00
PCV COUNT:

SVC:
18
REFERENCE #:
700-008XXXX

DESCRIPTION:
Mineral-Rich Reviving Mud Hair Mask
HARMONISED CODE:
3305900000

Mineral-Rich Mud Shampoo
3305100000

Mineral-Rich Vitalising Mud Cond
3305900000

Energy - Raspberry Clean Drink Powder
2106909898

SPEC HDLG:
HDL:
DG:
BILL-SPEC HDLG:
ACCOUNT:

---

CRN TRKG #:
43085135XXXX
WEIGHT:
4.9

CONTACT NAME:
Ryan Evans
COMPANY NAME:

ADDRESS LN1:
386 Mountain St
ADDRESS LN2:

CITY:
Hinton
ST/PV:
AB
C/T:
CA
POSTAL:
T7V1K6

PHONE:
780817XXXX
DIM WGT:
4.00
PCV COUNT:

SVC:
18
REFERENCE #:
700-008XXXX

DESCRIPTION:
Mineral-Rich Reviving Mud Hair Mask
HARMONIZED CODE:
3305900000

Mineral-Rich Mud Shampoo
3305100000

Mineral-Rich Vitalising Mud Cond
3305900000

Energy - Raspberry Clean Drink Powder
2106909898

SPEC HDLG:
HDL:
DG:
BILL-SPEC HDLG:
ACCOUNT:

Figure 126: Custom CRN Report

18Oct2022
(Printing Date)
Page 1 of 1

Use for Manual Data Entry as Required

Shipper
314114XXX
Master AWB #
4308513XXXX5

Origin
CVGA
Overnight Doc Trk #
99999999999

Number of CRNs
2
Total Weight
5.0 KGS

Number of Addr
1
Ship Date
18-Oct-2022

CRN Trk#	Wt	Contact Name	Company	Address1	City	St	Zip	C/T	Ref #
43085135XXXX	4.00	Customer No1		386 Mountain St	Hinton	AB	T7V1K6	CA	700-0084XXX
43085135XXXX	4.00	Customer No1		386 Mountain St	Hinton	AB	T7V1K6	CA	700-0084XXX



## Consolidation VISA Manifest Report

Table 124: Consolidation VISA Manifest Report

Old field name	New field name
CTRY, CNTRY	C/T
COUNTRY OF ULTIMATE DESTINATION	CTRY/TERR OF ULTIMATE DESTINATION

Figure 127: Visa Manifest Report

10/20/2022		VISA MANIFEST REPORT		1	
		FEDERAL EXPRESS			
METER NUMBER:	413XXX			SERVICE:	IP
NOTE: RETURN TO STATION FOR CUSTOMS MANIFEST DATA ENTRY					
AWB:	41999374XXXX	SHIP DATE:	10/20/2022	SENDER ACCT:	314114XXXX
NM:	CUSTOMER N	PH:	901265XXXX		
CO:	SN2000 TEST	ST/PR:	OH		
ADDR LN1:	9639 INTER OCEAN DR	C/T:	US		
ADDR LN2:		PSTL:	452461029		
CITY:	CINCINNATI	PH:	123456XXXX		
REF:	RedZone Step 009 AD 001	RECIP ID:			
RECIP NM:	Intl Express ALL	ST/PR:			
CO:	FXRS1300.104	C/T:	AD		
ADDR LN1:	387 Main Street	PSTL:			
ADDR LN2:	FEDEX PARKWAY				
ADDR LN3:					
ADDR LN4:					
CITY:	City of AD				
PKGS:	1	WGT:	5.0	K/L:	LBS
DESC:		DIM:	0.00	HLD:	SDL:
BOOKS		HS CD:		C/T MFR:	CUST VALUE:
				US	2,501.00
CARR VAL:	2,501.00	CURR:	USD	CUSTOMS VAL:	2,501.00
FORM:	0430	EXP DT:		BILL-D/T:	C
SVC:	IP	DG:		ACCT:	314114XXXX
MPS PACKAGES		NO SED:	N	BILL-T/C:	S
		FDA:	N	PN:	

Figure 128: IPD Visa Manifest Report

10/20/2022	IPD Visa Manifest Report		Page: 1
METER#:413XXX	SERVICE: ID		
US TO CA			
NOTE: RETURN TO STATION FOR CUSTOMS MANIFEST DATA ENTRY			
*****MASTERAWB*****			
AWB:	41999374XXXX		
SHIPPER NAME:	CUSTOMER N	SHIP DATE:	10/20/2022
CO NAME:	SN2000 TEST	SHIPPER:	314114140
ADDR LN1:	9639 INTER OCEAN DR	PH:	901263XXXX
ADDR LN2:		ST/PR:	OH
CITY:	CINCINNATI	C/T:	US
REFERENCE:	403	PSTL:	45246
RECIP COMPANY NM:	Seacret Direct		
IOR CONTACT:	via FedEx IPD	PH:	204772XXXX
ADDR LN1:	1950 Sargent Ave	ST/PR:	MB
ADDR LN2:	Winnipeg Intl Airport	C/T:	CA
CITY:	Winnipeg	PSTL:	R9Z8Z8
IOR FACILITY CODE:IPD-YWGI			
CUSTOMER INVOICE #:	403	SERVICE TYPE: ID	BOX
BILL FRT:	3	PAYOR ACCT #:	552663047
BILL DUTY/TAX:	1	PAYOR ACCT #:	314114140
CURRENCY TYPE:	USD	DECLARED/CARRIAGE VALUE:	0.00
CRNs	3	WEIGHT:	15.0
		K/L:	LBS
TERMS OF SALE:4		DIM:	
CTRY/TERR OF ULTIMATE DESTINATION:CA			
COMMERCIAL INVOICE PRINT & UPLOAD FLAG:Y	FDA: N	PN:	
# OF ADDRESSES:	1	CUSTOMS ID:	IPD-YWGI
BROKER:	PH:		
DESCRIPTION:	HARMONIZED CODE:	CUSTOMS VAL:	
Mineral-Rich Vitalizing Mud Cond	3305900000	19.65	
Mineral-Rich Reviving Mud Hair Mask	3305900000	22.71	
Mineral-Rich Mud Shampoo	3305100000	19.74	
Energy - Raspberry Clean Drink Powder	2106909898	15.00	
Body Butter - Milk & Honey	3304995000	11.49	
TOTAL PACKAGE COUNT: 3	TOTAL CUSTOMS VALUE: 88.59		

## Custom Packing List

Table 125: Custom Packing List

Old field name	New field name
Country of Manufacture	Country/Terr. of MFR/ Ctry/Terr. of MFR
Dest. Ctry, Dest. Cntry	Dest. C/T
Country	Ctry/Terr

Figure 129: Custom Packing List

Shipper				Consignee			
CUSTOMER N SN2000 TEST 9629 INTER OCEAN DR				1950 Sargent Ave Winnipeg Intl Airport Winnipeg			
CINCINNATI	US	4530XX		MB	CA	R92020	
Master Air Waybill #:				419993741467			
Currency:	USD	Weight Type:	LBS	Total # of CRNs: 3			
CRN TRKG:	41999374XXXX	COMPANY NAME:		Dest. C/T:	CA	WEIGHT:	4.93 LBS
ADDRESS LN1:	386 Mountain St			TAX ID/VAT#:			
ADDRESS LN2:				POSTAL:	T7V1K6		
ADDRESS LN3:				PHONE:	780817XXXX		
ADDRESS LN4:				HARMONIZED CODE:	3305900000		
CITY: Hinton		STATE:	AB		3305100000		
REFERENCE:	700-008XXXX				3305900000		
DESCRIPTION:	Mineral-Rich Reviving Mud Hair Mask				2106909898		
	Mineral-Rich Mud Shampoo						
	Mineral-Rich Vitalizing Mud Cond						
	Energy - Raspberry Clean Drink Powder						
Currency:	USD	Weight Type:	LBS	Total # of CRNs: 3			
CRN TRKG:	41999374XXXX	COMPANY NAME:		Dest. C/T:	CA	WEIGHT:	4.93 LBS
ADDRESS LN1:	386 Mountain St			TAX ID/VAT#:			
ADDRESS LN2:				POSTAL:	T7V1K6		
ADDRESS LN3:				PHONE:	780817XXXX		
ADDRESS LN4:				HARMONIZED CODE:	3305900000		
CITY: Hinton		STATE:	AB		3305100000		
REFERENCE:	700-008XXXX				3305900000		
DESCRIPTION:	Mineral-Rich Reviving Mud Hair Mask				2106909898		
	Mineral-Rich Mud Shampoo						
	Mineral-Rich Vitalizing Mud Cond						
	Energy - Raspberry Clean Drink Powder						
Currency:	USD	Weight Type:	LBS	Total # of CRNs: 3			
CRN TRKG:	41999374XXXX	COMPANY NAME:		Dest. C/T:	CA	WEIGHT:	4.93 LBS
ADDRESS LN1:	386 Mountain St			TAX ID/VAT#:			
ADDRESS LN2:				POSTAL:	T7V1K6		
ADDRESS LN3:				PHONE:	780817XXXX		
ADDRESS LN4:				HARMONIZED CODE:	3305900000		
CITY: Hinton		STATE:	AB		3305100000		
REFERENCE:	700-008XXXX				3305900000		
DESCRIPTION:	Mineral-Rich Reviving Mud Hair Mask				2106909898		
	Mineral-Rich Mud Shampoo						
	Mineral-Rich Vitalizing Mud Cond						
	Energy - Raspberry Clean Drink Powder						

## FedEx International Courier Report

Table 126: FedEx International Courier Report

Old field name	New field name
Cty	Ctry/Terr or C/T

Figure 130: FedEx International Courier

<b>FedEx INTERNATIONAL COURIER REPORT</b>									
Invoice Number		22950234XXXX							
Dated		22-10-22							
Shipper Meter #		413XXX							
		SN2000 TEST							
		9639 INTER OCEAN DR							
		CINCINNATI OH 452461029 US							
Shipper Phone #		901265XXXX							
Origin Station ID		CVGA							
Date:	Tracking #	SV	Bill Wt	City	C/T	Pkg Chg	H	S	D
10/22	41999374XXXX	IP	20.0	LBS	New Taipei City	TW		0.00	
Fmt:	Ref:	Step 00001-01-EXP INTL-CL			BT-Acct:	Pkgs:		2	




## Express International Returns Report

**Table 127: Express International Returns Report**

Old field name	New field name
SC, Sender Country	Sender Ctry/Terr, Sender C/T
RC, Recipient Country	Recipient CTRY/Terr, Recp. C/T

**Figure 131: Express International Returns**

2022-10-21 - 2022-10-21		Express International Returns									
TRACKING NUMBER #	SV	RT	SOCONTACT	COMPANY	ADDRESS1	CITY	ST	Sender C/T	Recp. C/T	RECIPIENT COMPANY	
41999374XXXX	IP	PRL		Print Return	Auto Step 016	Auto Step 016	TN	US	TW	XYZ1300.104	

## Pro Forma Invoice (PI) Report


Table 128: Pro Forma Invoice (PI) Report

Old field name	New field name
Country of Manufacture	Country/Terr. of MFR, Ctry/Terr. of MFR, Ctry/Terr . MFR
Country	Country/Territory, Ctry/Terr
Cntry MFG, CTRY MFG	C/T MFR

Figure 132: Pro Forma Invoice (PI)

Page 1 of 2

### Pro Forma Invoice




PRO-421425334700

<b>Ultimate Destination</b> TH <b>Purpose</b> Sold	<b>No. of Packages</b> 3	
<b>Date of Exportation</b> 19-Oct-2022	<b>Shipping Label No</b> 42142533XXXX	<b>Currency</b> USD
<b>Shipper/Exporter</b> CUSTOMER N Mphasis 901283XXXX ITAR Intl Express VANCOUVER, BC V7Y1G5 CA  <b>Shipper's Reference:</b> ITAR Intl Express Step12-01 <b>Food Shipment:</b> N	<b>Consignee:</b> CONSIGNEE X FedEx 901283XXXX 387 Main Street Samutprakarn, TH 10130 TH  <b>Recipient Tax ID:</b>	<b>Importer</b> IMPORTER X Seacret Direct 602442XXXX 16160 N Hayden Rd STE 200 Scottsdale, AZ 85260 US  <b>Importer Tax ID:</b> 11111111XXXX

Country/ Terr. of MFR	Description of Goods Packaging Type (Customer Package)	Weight (LBS )	Qty	Unit Value	Commodity Value
US	BOOKS	30.00	1	0.00	0.00
US	BOOKS	30.00	1		
US	Books	30.00	1		

Country/ Terr. of MFR	Description of Goods Packaging Type (Customer Package)	Weight (LBS )	Qty	Unit Value	Commodity Value
<b>FREIGHT:</b>					0.00
<b>INSURANCE:</b>					0.00
<b>ADDITIONAL CHARGES:</b>					0.00
<b>ITAR License/Exempt#:</b> 22CFR126.4(C) These commodities are authorized by the U.S. Government for export only to TH for use by FedEx under 22CFR126.4(C). They may not be resold, diverted, transferred, or otherwise be disposed of, to any other country/territory or to any person other than the authorized end-user or consignee(s), either in their original form or after being incorporated into other end-items, without first obtaining approval from the U.S. Department of State or use of an applicable exemption.		<b>TOTAL</b>  90.00			<b>Total Customs Value</b> 100.00
<b>Terms of Sale:</b>					
<b>Total Invoice Value:</b> 100.00					

**SIGNATURE OF SHIPPER/EXPORTER:**  
 I declare that all the information contained in this invoice is true and correct.
 




CUSTOMER N    19 Oct 22

## Shipment Detail Report

Table 129: Shipment Detail Report

Old field name	New field name
Cntry Mfg	Ctry/Terr MFR

Figure 133: Shipment detail Report

Shipment Detail Report	
<div style="text-align: right;">           Tracking No : 41999374XXXX            Date of Export : 10/22/2022         </div> <div style="text-align: center;">             AAA-419993742143         </div>	
<b>Shipment Origin and Destination:</b>	
<b>Ship To :</b> XXX MphasiS BFL Federal Express New Taipei City, NT 100 / TW 898789XXXX	<b>From:</b> ABC SN2000 TEST 9639 INTER OCEAN DR CINCINNATI, OH 452461029 / US 901265XXXX
<b>Reference :</b> Step 00001-01-EXP INTL-CL <b>P.O. Number :</b> <b>Invoice Number :</b> <b>Ship Date:</b> October 22, 2022 <b>Service Type:</b> International Priority	<b>Packaging Type :</b> Your Packaging <b>Total Weight :</b> 20.00 LBS <b>Dimensions :</b> (l) x (w) x (h) In <b>Declared Value :</b> 0.00
<b>Shipment Details :</b>	
<b>Package Information – Rate Quote (US\$) :</b> Base Freight Rate : 373.77 Fuel Surcharge : 18.79 Other Surcharges : 2.00  Insurance Charges : 0.00 Additional Charges : 0.00 Customs Value of Goods : 1.00  Total FedEx Rate Quote : 394.56 Total Duties/Taxes : 0.00 Total Other Charges : 1.00  Total Landed Cost Estimate : 395.56  <small>*The courtesy rate shown here may be different than the actual charges for your shipment. Differences may occur based on actual weight, dimensions, and other factors. Consult the applicable FedEx Service Guide or the FedEx Rate Sheets for details on how shipping charges are calculated.</small>	<b>Shipment Details :</b> Shipper Account # : 314114XXXX Bill Shipment To : 314114XXXX Bill Duties/Taxes To:  Special Service :  Broker :  Comment #1: Comment #2: Comment #3:
<b>Product/Document Description:***</b>	
<b>Product 1:</b> HTS Code: 4901 Description: BOOKS Ctry/Terr MFR: US Total Value: 0.00 Weight: 0.00 LBS	<b>Product 2:</b> HTS Code: Description: Ctry/Terr MFR: Total Value: 0.00 Weight: 0.00 LBS
<b>Product 3:</b> HTS Code: Description: Ctry/Terr MFR: Total Value: 0.00 Weight: 0.00 LBS	<b>Product 4:</b> HTS Code: Description: Ctry/Terr MFR: Total Value: 0.00 Weight: 0.00 LBS
<small>***The first four documents/products of your shipment are provided on this report.</small>	

## Canada Export Declaration

The shipment validation error messages are updated with new naming convention **Canada Export Declaration** (formerly known as B13A). The updates are as follows.

error code	old error text	new error text
2520	Summary ID # for B13A Summary Reporting must contain 7 alpha-numeric characters	Summary ID # for Canada Export Declaration Summary Reporting must contain 7 to 32 alpha-numeric characters
2518	Authorization Code # for electronically filed B13A must contain 17 or 23 alpha-numeric characters	Authorization Code # for electronically filed Canada Export Declaration must contain 17 to 32 alpha-numeric characters
2514	B13A filing is required.	Canada Export Declaration Filing Options is required.
2515	Transaction # is required for a manual B13A filing	Transaction # is required for a manual Canada Export Declaration Filing.
2516	Transaction # for manual B13A Filing Options must contain 21 alpha-numeric characters.	Transaction # for manual Canada Export Declaration Filing Options must contain 21 alpha-numeric characters.
2517	Authorization Code # is required for an electronically filed B13A Filing Options.	Authorization Code # is required for an electronically filed Canada Export Declaration Filing Options.
2519	Summary ID # is required for B13A Filing Options Summary Reporting.	Summary ID # is required for Canada Export Declaration Filing Options Summary Reporting.

A sample report for an End of Day transaction is as follows:



Figure 134: Canada Export Declaration Report

5/05/2022		VISA MANIFEST REPORT		1	
		FEDERAL EXPRESS			
METER NUMBER:	XXXX			SERVICE:	IP
NOTE: RETURN TO STATION FOR CUSTOMS MANIFEST DATA ENTRY					
AWB:	41[REDACTED]9	SHIP DATE:	05-05-22	SENDER ACCT:	31[REDACTED]
NM:	Name 1	PH:	9[REDACTED]5		
CO:	SN2000 TEST				
ADDR LN1:	2365 MATHESON BLVD E	ST/PR:	ON		
ADDR LN2:		CNTRY:	CA		
CITY:	MISSISSAUGA	PSTL:	L4W5C2		
REF:					
RECIP NM:	[REDACTED]	PH:	08[REDACTED]9		
CO:	Kidd & Co	RECIP ID:			
ADDR LN1:	81 Victoria St	ST/PR:	WA		
ADDR LN2:		CNTRY:	AU		
ADDR LN3:					
ADDR LN4:					
CITY:	Bunbury	PSTL:	6230		
PKGS:	1	WGT:	10.0	K/L:	LBS
DESC:		DIM:	0.00	HLD:	SDL:
Clothing		HS CD:		COM:	CUST VALUE:
				CN	3000.00
CARR VAL:	0.00	CURR:	AUD	CUSTOMS VAL:	3,000.00
FORM:	0430	EXP DT:		BILL-D/T:	C
SVC:	IP	HDLG:	DG:	NO SED:	N
Legend: Electronic-Canada Export Declaration Auth. Code#bc745220190500003		Export Permit #:		BILL-T/C:	S
MPS PACKAGES		MPS FORM:		FDA:	N
				PN:	

## FedEx One Rate®

FedEx Ship Manager® Server now offers FedEx One Rate® service. FedEx One Rate, a flat rate pricing option, is available for qualifying FedEx Express® U.S. shipments in FedEx Express® packaging. FedEx One Rate pricing is an alternative to FedEx® Standard List Rates, account-specific rates, or FedEx® Retail Rates. To know more, refer [Service Guide 2023.pdf](#)

Tag 1273 is included to obtain packaging types for FedEx One Rate®. FedEx One Rate® Packaging type is as follows:

**Table 130: FedEx One Rate Packaging types**

Package Type	Packaging Type (tag 1273)
FedEx® Extra Large Box	43
FedEx® Pak	02
FedEx® Small Box	13
FedEx® Medium Box	23
FedEx® Large Box	33
FedEx® Envelope	06
FedEx® Tube	04

When the **731- Express Rate pricing option** field is used in a shipment or rating transaction, the following Rate quote values are displayed, as per the following criteria:

- Value 'Y' – One Rate quote is displayed.
- Value 'N' – Account specific rate quote is displayed.

Sample transactions:

Request	Reply
0,"020"1,"test-004-OneRate-CL1501V1"4,"Global Business Solutions Group"5,"201 S Center St"6,"Shipping Department"7,"Collierville"8,"TN"9,"38017"10,"6000XXX9"11,"Perkins Restaurant"12,"Contact name"13,"960 W. Poplar Avenue"14,"Zone 2"15,"Collierville"16,"TN"17,"38017"18,"901850XXXX"23,"1"26,"150"32,"Execution Testing"50,"US"75,"LBS"76,"1"79,"BOOKS"80,"US"117,"US"119,"100"198,"2"498,"25XXX357"731,"1"1090,"USD"1273,"13"1274,"05"1670,"1800"1958,"BOX"2399,"4"99,""	0,"120"1,"test-004-OneRate-CL1501V1"10,"6000XXX9"29,"430780329122"30,"XH HKAA "33,"A2"34,"4520"35,"1155"36,"00"37,"5675"112,"18"194,"THU"195,"MEM"198,"HKAA "409,"23Feb23"431,"N"498,"25XXX357"526,"0201"552,"92564683570018008"553,"7960 W. Poplar Avenue"650,"TRK#"651,"0201"653,"XH HKAA "656,"4307 8032 9122"658,"THU - 23 FEB 4:30P"659,"STANDARD OVERNIGHT"661,"38017"662,"TN-US"663,"MEM"664,"1027601913310003801700430780329122"665,"583C1/BB02/FE2D"671,"2"1084,"HKAA "1090,"USD"1092,"2"1117,"1"1125,"0"1136,"XH"1274,"05"1596,"0"1598,"5675"1947,"350"1947-2,"100"1948,"765"1948-2,"390"2399,"4"2450,"4:30 PM"4565,"00"7651,"STANDARD OVERNIGHT"99,""

## FedEx Ground Economy SCNC

The field **719 - FedEx Ground Economy SCNC** is an output only tag. The tag only displays required details for FedEx Ground® Economy SCNC.

- The output contains the SCNC type, a 2-digit numeric value.
- The values updated through Meter query transaction displays default value in the output, without altering the FedEx Ship Manager Server config screen.

Sample transactions:

Request	Reply
0,"020"1,"SCNC Barcode(Big Shipper) as 21 with 7digit ground accounts"12,"ANTHONY JAMES"13,"16555 W ROGERS DR"15,"NEW BERLIN"16,"WI"17,"53151"18,"1234567890"20,"22214962 2"23,"1"32,"FXRS01 8.5 X 11"50,"US"75,"lbs"116,"1"117,"US"187,"PNG"498,"15046 6"1221,"Y"1222,"415615681735"1274,"SP"1670,"600"320 4,"Y"4926,"20274374374321525620"9913,"1"99,""	0,"170"1,"Meter Info Query"4,"SN2000 TEST"5,"9639 INTER OCEAN DR"6,""7,"CINCINNATI"8,"OH"9,"452461029"10,"3141141 40"32,"KXXXXXA CAXXXXAN"38,""117,"US"183,"90126555540000"497,"41X XX4"498,"413034"538,""561,""562,"0"563,"0"564,"0"565,"0"566,"1"567,"N"568,""569,"0000"571,""595,"0300"596,"Y"597,"Y"598,"45"599,"0400"617,"8083"621,""629,"N"63 8,"N"639,"001"639-2,"002"639-3,"003"639-4,"004"639- 5,"005"639-6,"006"640,"N"640-2,"Y"640-3,"Y"640- 4,"Y"640-5,"Y"640- 6,"Y"642,"Y"674,"601451935026"675,"601452185014"676 ,"601451935026"689,"..\EXPORT1.TXT"689- 2,"..\EXPORT2.TXT"689-3,"..\EXPORT3.TXT"689- 4,"..\EXPORT4.TXT"689-5,"..\EXPORT5.TXT"689- 6,"..\EXPORT6.TXT"719,"21"720,"Y"721,"7"722,"N"724,"N "725,"7"1023,"India Standard Time"1084,""1209,"N"1311,"0"1312,"0"1313,"0"1331,"N" 1332,"N"1339,""1341,""1370,"3"1373,""1374,"N"1375,"1" 1379,"..\fedex_admn\BACKUP1"1379- 2,"..\fedex_admn\BACKUP2"1387,"2300"1455,"N"1588,"0 "1588-2,"0"1595,"0"1595-2,"0"1606,"0"1606- 2,"0"1619,"EXP"1654,"N"1680,"01"1687,"N"1688,"1"1804 ,"2028,"N"2266,"RTF"2398,"0"2420,""2425,""2452,""255 0,"NN"2551,"5"2552,"0200"2553,"N"2554,"N"2555,"Y"25 59,"0"2560,"0"2564,"N"2713,"04"2805,"N"2820,"O"3014, "N"3025,"FDXE"3025-2,"FDXG"3025-3,"FXFR"3025- 4,"FDXS"3062,"1"3062-2,"1"3062-3,"1"3062- 4,"1"3180,"N"3181,"N"3372,"42001"5654,"N"6112,""6113 ,"6114,""6115,""7350,"2"7351,"100000"7705,"N"7717,"0 330"7717-2,"0330"7717-3,"0330"7717- 4,"0330"7718,"1"7718-2,"1"7718-3,"1"7718- 4,"1"9913,"0"99,""

## FedEx Ground® Economy 1D Barcode

**FedEx Ground® Economy** now supports MPS (multiple-piece shipment). Appropriate details and unique 1D Barcode are displayed per package for MPS.

Below tags are obtained for 1D Barcode label:

- 664 (FedEx 1D barcode)
- 2418 (USPS Del Con barcode)

- 4927 (USPS tracking number)

The sample transactions are as follows:

Request	Reply
0,"020"1,"RedZone Step 057"11,"FedEx"12,"XYZ"13,"Ground Economy Shipment"14," Ground Email Notification"15,"YONA"16,"GU"17,"60606"18,"1234567890 "23,"1"25,"Ground Economy regular"32,"FXRS"50,"US"57,"4"57-2,"4"57-3,"4"58,"4"58- 2,"4"58-3,"4"59,"6"59-2,"6"59- 3,"6"75,"LBS"116,"3"117,"US"183,"098XXX321"187,"PNG" 498,"15XXX6"1116,"I"1273,"01"1274,"SB"1670,"30"1670- 2,"30"1670- 3,"30"2210,"RMANumber123456"2416,"2"3001,"PONumb er12345678"3024,"0987654321"3056,"PONumber1234567 8"3204,"Y"99,""	0,"120"1,"RedZone Step 057"10,"222149622"29,"430768079139"29- 2,"430768079140"29- 3,"430768079150"34,"3756"35,"525"36,"00"37,"4281"60 ,"3"431,"N"498,"150466"656,"4307 6807 9139"656- 2,"4307 6807 9140"656-3,"4307 6807 9150" <b>664</b> ," <b>9621091500000460232500430768079139"66</b> <b>4-2</b> ," <b>9621091500000460232500430768079140"664-</b> <b>3</b> ," <b>9621091500000460232500430768079150"668</b> ,"9621 0915 0 (000 000 0000) 5 00 4307 6807 9139"668-2,"9621 0915 0 (000 000 0000) 5 00 4307 6807 9140"668-3,"9621 0915 0 (000 000 0000) 5 00 4307 6807 9150"671,"2"671- 2,"2"671-3,"2"672,"5"672-2,"5"672- 3,"5"1090,"USD"1092,"7"1274,"SB"1596,"0"1598,"0"1947 ,"700"1947-2,"490"1948,"300"1948- 2,"225" <b>2418</b> ," <b>420606069241974374321535744"2418</b> <b>-2</b> ," <b>420606069241974374321535751"2418-</b> <b>3</b> ," <b>420606069241974374321535768"4565</b> ,"00"4927," 41974374374321535744" <b>4927-</b> <b>2</b> ," <b>41974374374321535751"4927-</b> <b>3</b> ," <b>41974374374321535768"7786</b> ,"Delivery and Returns"7786-2,"Fuel Surcharge"99,""

The following updates are applicable for FedEx Ground Economy shipment:

- The FedEx Ground Economy Routing Reply transaction returns the field **664** (FedEx 1D barcode), field **2418** (USPS Del Con barcode) and field **4927** (USPS tracking number).

## FedEx International Connect Plus™

A new FedEx International Connect Plus is a contractual service in select markets which offers shipping options with varying prices which are less expensive and similar to FedEx International Economy service. It also provides you faster and convenient deliveries.

### Feature details

- The FedEx International Connect Plus packages are typically delivered in 2–5 business-days with EOD (End of Day) delivery commitment or it may take one extra day in comparison to the delivery commitment of FedEx International Economy.
- This service applies same product restrictions as International Economy except no Money Back Guarantee.

Following are the benefits associated with this service:

- Speed at the right cost
- Single pick up
- Consolidated invoice
- Control of package delivery
- Serving major e-commerce markets
- Reliable tracking via FedEx tracking channels
- Access to retail networks

FedEx International Services (including U.S. Export)	Code
FedEx International Connect Plus™	EC

## FedEx International Priority® Express (2A)

This is a new international Mid-day timed commitment delivery service. An international parcel express time-definite, customs-cleared, door-to-door (DTD) service. Delivery is typically in 1 - 3 business days, backed up by the FedEx Money-Back Guarantee (MBG).

This service enhances FedEx's value proposition by offering next-day delivery to the US from more. European origins.

### Features & benefits

- Fast and reliable delivery
- Delivery typically occurs in 1 to 3 business days
- Shipment delivery standard is by noon, in 2 business days to dozens of cities
- Overnight delivery from major cities in Europe, Middle East, Asia, Mexico, and South America to many U.S. cities
- Package weight up to 68 kilograms or 150 pounds
- More control over delivery commitment
- Flexibility for recipients to manage inbound volume arrival
- Greater choice of timed options for international express parcel services

To request this service, send ServiceType value as **FEDEX\_INTERNATIONAL\_PRIORITY\_EXPRESS**.

*Note:*

- *Exact time of delivery for the day is dependent on destination country.*
- *Service availability and exact delivery time depend on enablement, origin, and destination postal codes. Terms and Conditions apply. Contact your FedEx support representative for enablement and more information.*

## Label identification

'IP EXP' is displayed on label when FedEx International Priority Express service is selected.

Figure 135: Label for FedEx International Priority Express.



## FedEx International Priority® (2P)

This is new international End of the day timed commitment delivery service. This service enhances FedEx's value proposition by offering next-day delivery to the US from more European origins.

### Features & benefits

- Reliable delivery
- More control over delivery commitment
- Flexibility for recipients to manage inbound volume arrival
- Greater choice of timed options for international express parcel services
- Next day 4:30 p.m. delivery to majority of US key business centers available from EuroOne origins in number of European markets
- Late bundled pickup time for parcel shipments to the US and elsewhere
- Improved Europe to US Value Proposition

To request this service, send serviceType value as **FEDEX\_INTERNATIONAL\_PRIORITY**.

### Labels

'IP EOD' is displayed on label when FedEx International Priority service is selected.

Figure 136: Label for FedEx International Priority



## FedEx Regional Economy®

FedEx Regional Economy is Europe intra-regional quality service which provides end of the day delivery, with price similar to ground shipping charges. This service is available in select European countries.

### Features & benefits

- Provides delivery typically in 3 to 4 business days for Europe destinations.
- Available in 22 European countries as both origins and destinations.
- Offers Door-to-door service and day definite delivery commitment.
- Service days are Monday through Friday, with Saturday delivery available to regions where Saturday is a regular business day.
- FedEx International Saturday is applicable based on region.
- Not applicable for diesel-based fuel surcharge, different DIM factor of 4000, no Money back guarantee, no FedEx branded packaging and no manual/paper AWB.

To request this service, send serviceType value as **FEDEX\_REGIONAL\_ECONOMY**.

### Labels

'**RGNL ECONOMY**' is displayed on label when FedEx Regional Economy service is selected.

## FedEx Regional Economy® Freight

FedEx Regional Economy® Freight is an intra-regional parcel freight service available in select Europe regions.

### Features & benefits

Provides time-definite service, typically within 5 business days, with flexible pickup and delivery options.

- Service days are Monday through Friday, with Saturday delivery available to countries where Saturday is a regular business day.
- End of the Day delivery commitment based on location.
- The following special services are allowed (depending on destination location):
  - FedEx International Broker
  - Hold at Location

- 
- Dangerous Goods
    - Dry Ice Shipments.
  - Business Rules applicable for FedEx Regional Economy® Freight Service:
    - Service days are Monday through Friday, with Saturday delivery available to regions where Saturday is a regular business day.
    - FedEx International Saturday is applicable based on region.
    - Not applicable for diesel-based fuel surcharge, different DIM factor of 4000, no MBG, no FedEx branded packaging and no manual/paper AWB.

To request this service, send serviceType value as **FEDEX\_REGIONAL\_ECONOMY\_FREIGHT**.

## Labels

'**RGNL ECON FRT**' is displayed on label when FedEx Regional Economy Freight service is selected.

*Note: The service availability and exact delivery time depend on enablement, origin, and destination postal codes. Terms and Conditions apply. Contact your FedEx support representative for enablement and more information.*



## DG statement update for Airway Bill

The Air Waybill (AWB) for Dangerous Goods (DG) is presented with revised DG statement '*Dangerous Goods as per associated DGD*'. Refer below image.

**Figure 137: DG statement change on AWB – 2007**

ORIGIN ID: LDJA 97324 LINDA DAVIS COSTUME DISCOUNTERS 80 NEWFIELD AVE  EDISON, NJ 088373817 US	Ship Date: 17NOV22 ActWgt: 15.00 KG CAD: 126 13  BILL SENDER EIN/VAT:
TO FedEx CSCS SPOC FedEx POSITIVE TESTCASE UN ID 2910 albama, FR 75008 FR	7625743 FedEx Express (FR)  AWB
 TRK# 4223 8055 6155 Form 0430	<b>S6 TNFA</b> IDG PKG TYPE: CUSTOMER
<b>A1</b> <b>INTL ECONOMY</b> REF: Express ChkList-Step 0110-01 DESC1: RADIO ACTIVE ELEMENTS DESC2: DESC3: DESC4: Dangerous Goods as per associated DGD EEL: NO EEI 30.37 (a)	
<small>These items are controlled by the U.S. Government and authorized for export only to the country of ultimate destination for use by the ultimate consignee or end-user(s) herein identified. They may not be resold, transferred, or otherwise disposed of, to any other country or to any person other than the authorized ultimate consignee or end-user(s), either in their original form, or after being incorporated into other items, without first obtaining approval from the U.S. government or as otherwise authorized by U.S. law and regulations.</small>	
CTRY/TERR MFR: US CARRIAGE VALUE: 100.00 USD CUSTOMS VALUE: 100.00 USD	SIGN: LINDA DAVIS T/C: S 38 7 D/T: R
<small>The Montreal or Warsaw Convention may apply and will govern and in most cases limit the liability of Federal Express for loss or delay of or damage to your shipment. Subject to the conditions of the contract on the reverse.</small> <b>FEDEX AWB COPY - PLEASE PLACE IN POUCH</b>	

## New Currency type additions

The new currency types for Cambodian currency Riel, Jordan Dinar, and Nigerian currency Naira are included as valid currency values.

The updates to currency values are as follows:

Region	Currency type	Currency value
Cambodia	Riel	KHR
Nigeria	Naira	NGN
Jordan	Dinar	JOD

## Shipment updates

- The latest shipment updates for Nigeria now allows Pick-up options for the shipment transactions processed from Nigeria origin. The Pick-up request is created for Nigerian shipments and are successfully processed as a shipment request.
- The tag 526- FORM ID is excluded from 004/104 Tracking number Reply transaction.

## EETT License number implementation

The Greece shipment labels are displays the EETT statement '**GENERAL LICENSE OF POST SERVICES, E.E.T.T., AM: 99-110**'.

The criteria for outbound shipments are as follows:

- The EETT statement will display on all Greek outbound shipments, including international, intra-country, and returns.
- This statement will not display on any Greek inbound shipments, including returns inbound to Greece.
- The label EETT statement text is static hence, no entry fields are required on the automation platforms.

The criteria for outbound return shipments are as follows:

- The EETT license number is shipper driven, if the origin location of shipper is Greece, the EETT statement is displayed on the label. In the case of Greek payer and shipper located in another country, the EETT is not be displayed on the label.
- If an outbound shipment is sent from Greece to another country requires EETT license statement and the return shipment to Greece from that same country does not require EETT license statement.
- If the outbound shipment and the return will both originate in Greece, both labels require the EETT statement.
- If any outbound shipment not sent from Greece includes a return label to Greece (the return label has a Greek recipient address, but not a Greek sender), the return label does not require the EETT statement because the return sender does not reside in Greece.
- If the original shipment was inbounded to Greece, but the return shipment address is a location within Greece (so not returning to the country of origin), this shipment should be considered a "domestic" shipment (a return with an importer in Greece that will become the new point of return), so this shipment requires the EETT statement on the label.

Figure 138: Sample EETT license label

ORIGIN ID: 901-555-5555	SHIP DATE: 23MAR18
SENDER PERSON NAME	ACTWGT: 10.00 LBS MAN
SENDER COMPANY NAME	CAD: 748654FAST05
SENDER ADDRESS STREET LINE-1	DIMS: 1x2x3
SENDER ADDRESS STREET LINE-2	DRY ICE: 3.00 KG
SENDER ADDRESS CITY, GA 38017	BILL SENDER
FRANCE FR	BOOKING#: ASLJLASJAF

TO RECIPIENT PERSON NAME RECIPIENT PER	
RECIPIENT COMPANY NAME RECIPIENT CO	
RECIPIENT ADDRESS STREET LINE-1 ADD	
RECIPIENT ADDRESS STREET LINE-2 ADD	
RECIPIENT ADDRESS STREET LINE-3 ADD	
RECIPIENT ADDRESS CI TN 38125	(FR)

901-555-5555	TEMPORARY EXPORT OTHER H THIS IS PRALIA
INV: SDGVFDVGGYUDFG1234567890123456	RMA: THIS IS RMA # TESTIN
PO: SDGVFDVGGYUDFG1234567890123456	DEPT: SDGVFDVGGYUDFG1234567890123456

GENERAL LICENSE OF POST SERVICES, E.E.T.T., AM: 99 . 110

1 of n

ABCD 1234 1234 1234 43

AABB

4Mstr# 5678 1234 123L12

ABCA

5XX MLIA

6X2

IA - U

XXX

INTERNATIONAL FIRST

NO AIR DSR HAL

ABCDABCD

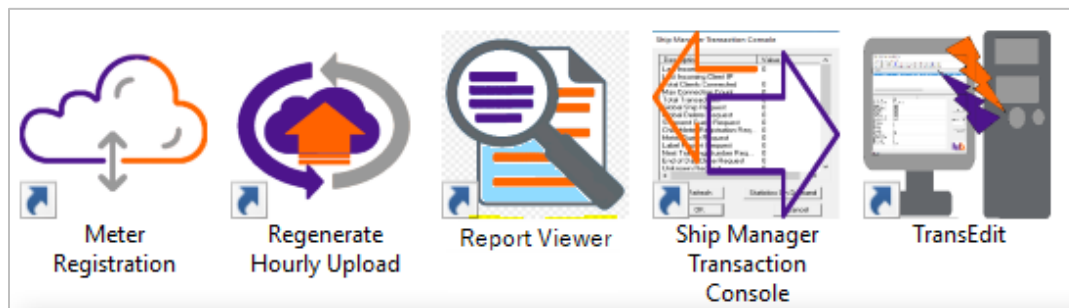
XXX


## New look

FedEx Ship Manager® Server utility shortcut icons are presented with latest look. Refer the below images.

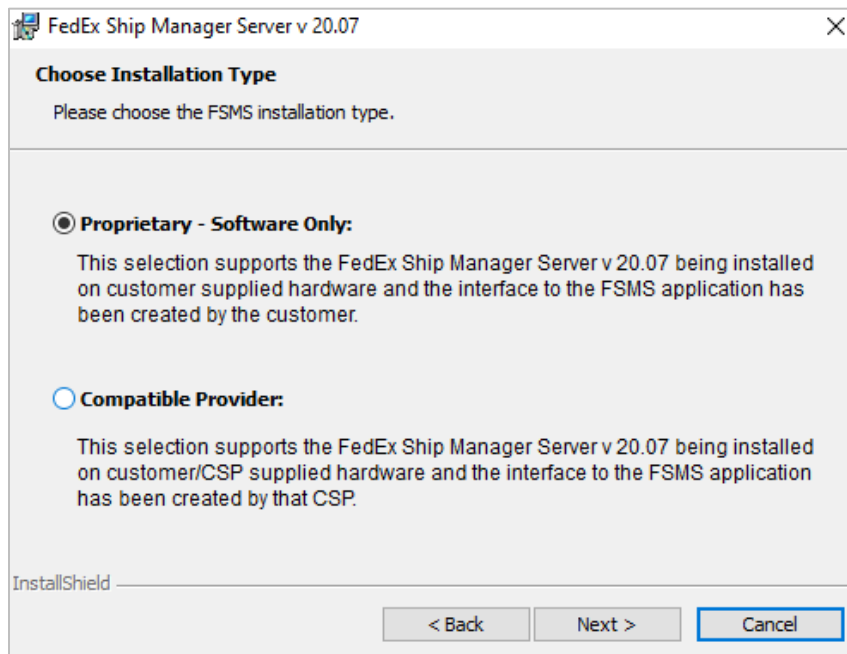
Figure 139: FedEx Ship Manager® Server utility shortcuts



## FedEx Ship Manager® Server Installation

The installation type, **Proprietary hardware** is excluded from the selection list and no longer available as an installation type. The latest options for FedEx Ship Manager Server installation types are as shown in below image.

**Figure 140: Choose Installation type**



## Tag Updates and sample transactions

New tags, applicable sample transactions, updated label fields, and updated tag details are as follows.

### FedEx Ground® Economy single and Muti piece shipments

Sample transaction for FedEx Ground® Economy single and Muti piece shipments.

Request	Reply
0,"020"1,"Sample"11,"FedEx"12,"FXRS_Onsite"13,"Ground Economy Shipment"14,"Ground Email Notification"15,"YONA"16,"GU"17,"60606"18,"12345XXX90"23,"1"25,"Ground Economy regular"32,"FXRS"50,"US"57,"4"57-2,"4"57-3,"4"58,"4"58-2,"4"58-3,"4"59,"6"59-2,"6"59-3,"6"75,"LBS"116,"3"117,"US"183,"098765XXX"187,"PNG"498,"15 OXXX"1116,"I"1273,"01"1274,"SB"1670,"30"1670-2,"30"1670-3,"30"2210,"RMANumber123456"2416,"2"3001,"PONumber12345678"3024,"098765XXX"3056,"PONumber12345XXX"3204,"Y"99,""	0,"120"1,"Sample"10,"222149622"29,"428696314001"29-2,"428696314012"29-3,"428696314023"34,"3492"35,"984"36,"00"37,"4476"60,"3"431,"N"498,"150XXX"542,""656,"428696314001"656-2,"428696314012"656-3,"428696314023"664,"9621091500000460232500428696314001"664-2,"9621091500000460232500428696314012"664-3,"9621091500000460232500428696314023"668,"9621091500000460232500428696314001"668-2,"9621091500000460232500428696314012"668-3,"9621091500000460232500428696314023"671,"2"671-2,"2"671-3,"2"672,"5"672-2,"5"672-3,"5"1086,""1090,"USD"1092,"7"1274,"SB"1596,"0"1598,"0"1947,"700"1947-2,"860"1947-3,"490"1948,"300"1948-2,"450"1948-3,"234"2418,"420606069241974374374321525936"2418-2,"420606069241974374374321525943"2418-3,"420606069241974374374321525950"4565,"00"4927,"41974374374321525936"4927-2,"41974374374321525943"4927-3,"41974374374321525950"99,""

Create, Add and Confirm transactions:

Request	Reply
0,"020"1,"SP Shipment Create"11,"ABCCompany"12,"FXRS"13,"Ground Economy small shipper"14,"FEDEX PARKWAY"15,"Memphis"16,"TN"17,"38017"18,"12345678 90"23,"1"25,"Bound Printed Matter"50,"US"75,"LBS"117,"US"187,"PNG"498,"1184XX"5 41,"YNNNNNNNN"542,"z1"1222,"422392556343"1223,"02 01"1274,"SL"1670,"75"2416,"2"2600,"1"4926,"2022627964 6650050322"99,""	0,"120"1,"SP Shipment Create"10,"145086256"29,"422392556343"498,"1184XX" 542,"z1"671,"2"672,"5"2418,"4203801792202262796466 50050322"4926,"20226279646650050322"4927,"202262 79646650050322"99,""
0,"020"1,"SP Shipment Add"11,"ABCCompany"12,"FXRS"13,"Ground Economy small shipper"14,"FEDEX PARKWAY"15,"Memphis"16,"TN"17,"38017"18,"12345678 90"23,"1"25,"Bound Printed Matter"50,"US"75,"LBS"117,"US"187,"PNG"498,"1184XX"5 41,"NNNNNNNNN"542,"z1"1222,"422392556354"1223,"02 01"1274,"SL"1670,"75"2416,"1"2600,"1"4926,"2022627964 6650050339"99,""	0,"120"1,"SP Shipment Add"10,"145086256"29,"422392556354"498,"1184XX"54 2,"z1"656,"4223 9255 6354"664,"9621091400000838108000422392556354"66 8,"9621 0914 0 (000 000 0000) 0 00 4223 9255 6354"671,"2"672,"5"2418,"420380179220226279646650 050339"4926,"20226279646650050339"4927,"20226279 646650050339"99,""
0,"020"1,"SP Shipment Confirm"11,"ABCCompany"12,"FXRS"13,"Ground Economy small shipper"14,"FEDEX PARKWAY"15,"Memphis"16,"TN"17,"38017"18,"12345678 90"23,"1"25,"Bound Printed Matter"50,"US"75,"LBS"117,"US"187,"PNG"498,"1184XX"5 41,"NNNNNNNNY"542,"z1"1274,"SL"1670,"75"2416,"1"260 0,"1"99,""	0,"120"1,"SP Shipment Confirm"10,"145086256"34,"408"35,"242"36,"76"37,"574 "60,"2"431,"N"498,"1184XX"542,"z1"656,"4223 9255 6354"664,"9621091400000838108000422392556354"66 8,"9621 0914 0 (000 000 0000) 0 00 4223 9255 6354"1086,"1090,"USD"1092,"4"1274,"SL"1596,"0"1598, "0"1947,"700"1947-2,"490"1948,"200"1948- 2,"42"1992,"16"4565,"00"7786,"Delivery and Returns"7786-2,"Fuel Surcharge"99,""

*Note: For the 664 tag to return in create transaction, the tag#1222[Preset tracking number] needs to be added in the request transaction.*

## Air Waybill (AWB) for Dangerous Goods (DG)

The Air Waybill (AWB) for Dangerous Goods (DG) is presented with revised DG statement '*Dangerous Goods as per associated DGD*'. Refer below image.

**Figure 141: DG statement change on AWB – v2007**

ORIGIN ID: LDJA 97324 LINDA DAVIS COSTUME DISCOUNTERS 80 NEWFIELD AVE  EDISON, NJ 088373817 US	Ship Date: 17NOV22 ActWgt: 15.00 KG CAD: 126 13  BILL SENDER EIN/VAT:
<b>TO FedEx CSCS SPOC</b> <b>FedEx</b> <b>POSITIVE TESTCASE</b> <b>UN ID 2910</b> <b>albama, FR 75008</b> <b>FR</b>	<b>7625743</b> <b>FedEx</b> <b>Express</b> <b>(FR)</b> <b>AWB</b> <b>S6 TNFA</b> <b>IDG</b> <b>PKG TYPE: CUSTOMER</b>
	
TRK# 4223 8055 6155	Form 0430
<b>A1</b> <b>INTL ECONOMY</b> REF: Express ChkList-Step 0110-01 DESC1: RADIO ACTIVE ELEMENTS DESC2: DESC3: DESC4: Dangerous Goods as per associated DGD EEI: NO EEI 30.37 (a)	
<small>These items are controlled by the U.S. Government and authorized for export only to the country of ultimate destination for use by the ultimate consignee or end-user(s) herein identified. They may not be resold, transferred, or otherwise disposed of, to any other country or to any person other than the authorized ultimate consignee or end-user(s), either in their original form or after being incorporated into other items, without first obtaining approval from the U.S. government or as otherwise authorized by U.S. law and regulations.</small>	
CTRY/TERR MFR: US CARRIAGE VALUE: 100.00 USD CUSTOMS VALUE: 100.00 USD	SIGN: LINDA DAVIS T/C: S 38 7 D/T: R
<small>The Montreal or Warsaw Convention may apply and will govern and in most cases limit the liability of Federal Express for loss or delay of or damage to your shipment. Subject to the conditions of the contract on the reverse.</small>	
<b>FEDEX AWB COPY - PLEASE PLACE IN POUCH</b>	

## Doc Tab Shipping type

The tag 1619 and 1620 are updated as follows.

Tag/field id	Old Tag name	New Tag name	Description
1619	Doc Tab Type	Doc Tab Shipping Type	This tag (formerly known as doc-Tab Type) has been renamed to associate the intention of the tag more accurately as well as to make it more visually understood with the section in the FedEx Ship Manager® Server config screen on the DocTab Settings tab. It indicates the associated “OPCO” (or shipping type) wanted so that the appropriate content from other fields on this tab will be printed on the DocTab section of a label. It is used as an “index” that will then be used to apply any other DocTab tags to be updated for that “OPCO”/shipping type
1620	Doc Tab Position	DocTab Heading Position	Indicates the position to print the DocTab heading.

## Dynamic Surcharge related tags

New fields are introduced to provide details on surcharge levels and description for surcharges applicable for the shipments. These fields are available for Shipment, Rate Quote and configuration transactions.

The fields provide Surcharge description details displayed for successful shipment transactions. The new field details are as follows.



## Return Dynamic Surcharge Description Flag

Table 131: Return Dynamic Surcharge Description Flag

Field ID	Field Name	Update	Affected Transaction
7785	Return Dynamic Surcharge Description Flag	New Field	020 shipment query transaction
	<b>Description</b> The purpose of this tag is to allow the customer to <ul style="list-style-type: none"> <li>Receive a surcharge description in a shipment, rating, or transaction reply</li> <li>Enable/Disable the <i>Return Dynamic Surcharge Description</i> field in the configuration screen by using the 070-meter update transaction.</li> </ul> The enablement/disablement is associated with the field called Return Dynamic Surcharge Description. When it is enabled, a surcharge description will be returned in the shipment or rating reply transaction. <p><i>Note: The surcharge description will be returned in tag # 7786 Dynamic Surcharge Description.</i></p> This tag is a child tag to tag # 3181 – <b>Use Dynamic Surcharging and Fees</b> (its respective field is found in the System Settings tab). When the <b>Use Dynamic Surcharging and Fees</b> field is <ul style="list-style-type: none"> <li>enabled, this field can be enabled/disabled</li> <li>disabled, this field will be in read-only mode</li> </ul> An advantage of this enablement can allow a customer to receive that surcharge description without needing to do a lookup for the description in the TCR (or any kind of matrix the customer may have created to cross-reference the code to a description). The tag displays the surcharge description for the code(s) found in tag 1945/1947 or both.		
	Type: A (Alphabet)	Minimum Length: 1	Maximum Length: 1
	Multiple Occurrence: No	Input/Output: I/O	Carrier: all
	Default Value: Y	Optionality: Optional	Level: Shipment
	Service Impacted: Shipping, Rate Quote, Configuration		

## Dynamic Surcharge Description

Table 132: Dynamic Surcharge Description

Field ID	Field Name	Update	Affected Transaction
7786	Dynamic Surcharge Description	New Field	020 shipment query transaction
	<b>Description</b> The purpose of this tag is to allow the customer to receive a description of a dynamic surcharge transactionally. This tag is provided in a ship or rate reply transaction when the <b>Use Dynamic Surcharging and Fees</b> option is enabled in the FedEx Ship Manager® Server configuration screen (available in the System Settings tab). It is a multi-occurrence and output only tag.		
	Type: A (Alphabet)	Minimum Length: 1	Maximum Length: 255
	Multiple Occurrence: Yes	Input/Output: O	Carrier: all
	Default Value: NA	Optionality: Optional	Level: Shipment
	Service Impacted: Shipping, Rate Quote		

## Standard LIST Dynamic Surcharge Description

Table 133: Standard LIST Dynamic Surcharge Description

Field ID	Field Name	Update	Affected Transaction
7787	Standard LIST Dynamic Surcharge Description	New Field	020 shipment query transaction
	<b>Description</b> The purpose of this tag is to allow the customer to receive a description of the <i>LIST dynamic surcharge</i> in transactions. This tag is included in shipping or rating reply transactions when the <b>Use Dynamic Surcharging and Fees</b> option is enabled in the FedEx Ship Manager® Server configuration screen (found in the System Settings tab). It will display the description with respect to the details as per tag 1945 – List Dynamic Surcharge and/or Fees code.		
	Type: A (Alphabet)	Minimum Length: 1	Maximum Length: 255
	Multiple Occurrence: Yes	Input/Output: O	Carrier: FDXE, FDXG
	Default Value: NA	Optionality: Optional	Level: Shipment
	Service Impacted: Shipping, Rate Quote		

## ALTERNATE Dynamic Surcharge Description

**Table 134: ALTERNATE Dynamic Surcharge Description**

Field ID	Field Name	Update	Affected Transaction
7788	ALTERNATE Dynamic Surcharge Description	New Field	020 shipment query transaction
	<b>Description</b> The purpose of this tag is to allow the customer to receive a description of the <i>LIST dynamic surcharge</i> in transactions. This tag is included in shipping or rating reply transactions when the <b>Use Dynamic Surcharging and Fees</b> option is enabled in the FedEx Ship Manager® Server configuration screen (found in the System Settings tab). It will display the description with respect to the details as per tag 2848 – Alternate Dynamic Surcharge and/or Fees Code.		
	Type: A (Alphabet)	Minimum Length: 1	Maximum Length: 255
	Multiple Occurrence: Yes	Input/Output: O	Carrier: FDXE, FDXG
	Default Value: NA	Optionality: Optional	Level: Shipment
	Service Impacted: Shipping, Rate Quote		

## ODA/OPA tag updates

The field and tag name related to Surcharges are revised in latest FedEx Ship Manager® Server software. The details are as follows.

Old naming convention	New naming convention
Outside Delivery Area Surcharge	<b>Out of</b> Delivery Area Surcharge
Outside Pickup Area (OPA) Surcharge	<b>Out of</b> Pickup Area ( <b>OPA</b> ) Surcharge
tag 423 - Out of Delivery Area Surcharge	tag 423 - <b>Out of</b> Delivery Area ( <b>ODA</b> ) Surcharge
tag 493 - Outside Pickup Area (OPA) Surcharge	tag 493 - <b>Out of</b> Pickup Area ( <b>OPA</b> ) Surcharge
tag 1518 - List Out of Delivery Area Surcharge	tag 1518 - List <b>Out of</b> Delivery Area ( <b>ODA</b> ) Surcharge
tag 1100 - ODA Flag	tag 1100 - <b>Out of</b> Delivery Area ( <b>ODA</b> ) Flag
tag 2867 - Alternate Outside Pickup Area (OPA) Surcharge	tag 2867 - Alternate <b>Out of</b> Pickup Area ( <b>OPA</b> ) Surcharge

## Memory /Common Heap Allocation for Common Services

The Meter query reply transaction now includes a new field **726 - Memory /Common Heap Allocation for Common Services** to allocate memory for FedEx Ship Manager® Server common services. The new field details are as follows.

**Table 135: Memory Allocation for Common Services**

Field ID	Field Name	Update	Affected Transaction
726	Memory Allocation for Common Services	New Field	070 Meter query transaction
	<b>Description</b> This tag is used to allocate memory for FSMS/FXRS common services and is considered a maximum value. The tag will be used as an update to a 070-meter update transaction as well as a list meter information transaction. It is displayed in 170-meter query reply transaction. The values are represented in Megabytes.		
	<b>Type:</b> N (Numeric)	<b>Minimum Length:</b> 1	<b>Maximum Length:</b> 5
	<b>Multiple Occurrence:</b> No	<b>Input/Output:</b> I/O	<b>Carrier:</b> all
	<b>Default Value:</b> NA	<b>Optionality:</b> Optional	<b>Level:</b> NA
	<b>Service Impacted:</b> Configuration		

## Label Logging Retention Period (days)

A new tag to display the Label Logging Retention Period in days is provided in Meter Query transaction. The details for the tag **728 - Label Logging Retention Period (days)** is given below.

**Table 136: Label Logging Retention Period (days)**

Field ID	Field Name	Update	Affected Transaction
728	Label Logging Retention Period (days)	New Field	070 Meter query transaction
	<b>Description</b> This tag represents the retention period of the Label logging log files. The log files are used for troubleshooting & will be available based upon the maximum value allotted for the Label logging retention period days. The log files are purged when number of days exceeds the preset maximum value.		
	<b>Valid values (1-15)</b> 1- Minimum number of retention period days 15 - Maximum number of retention period days		
	<b>Type:</b> N (Numerical)	<b>Minimum Length:</b> 1	<b>Maximum Length:</b> 2
	<b>Multiple Occurrence:</b> No	<b>Input/Output:</b> I/O	<b>Carrier:</b> All
	<b>Default Value:</b> 1	<b>Optionality:</b> NA	<b>Level:</b> Configuration
	<b>Service Impacted:</b> Query		

## Trust the Harmonized Code Provided

**Table 137: Trust the Harmonized Code Provided**

Field ID	Field Name	Update	Affected Transaction
<b>727</b>	Trust the Harmonized Code Provided	New Field	070 Meter query transaction
	<b>Description</b> This tag is utilized in transactions to verify the harmonized code value linked to the commodity description. The tag offers list meter information when used in Meter Query transactions and enables/disables the associated control in the FedEx Ship Manager® Server configuration.		
	<b>Valid values:</b> NA		
	<b>Type:</b> A (Alphabet)	<b>Minimum Length:</b> 1	<b>Maximum Length:</b> 1
	<b>Multiple Occurrence:</b> No	<b>Input/Output:</b> I/O	<b>Carrier:</b> FDXE
	<b>Default Value:</b> NA	<b>Optionality:</b> NA	<b>Level:</b> Shipment/ Commodity
<b>Service Impacted:</b> Shipping/Configuration			

The shipment transaction reply displays a warning message – “*The Harmonized Code does not match the Harmonized Code description provided. Please confirm the Harmonized Code*”. If the given Harmonized code is not a match for the commodity.

Sample transaction for a Meter Query transaction:

Request	Reply
0,"070"1,"Meter Info Query"498,"150XXX"556,"2"617,"1234"9744,"01"9746,"2007"99,""	0,"170"1,"Meter Info Query"4,"CUSTOM GOODS"5,"1035 E WATSON CENTER RD STE C"7,"CARSON"8,"CA"9,"907454203"10,"2221XXXX2"32,"Customer Name"117,"US"183,"90126XXXX8"497,"150XX"498,"150466"562,"0"563,"0"564,"0"565,"0"566,"1"567,"N"569,"0000"595,"0300"596,"Y"597,"Y"598,"21"599,"0400"617,"8083"629,"N"638,"N"639,"001"639-2,"002"639-3,"003"639-4,"004"639-5,"005"639-6,"006"640,"N"640-2,"Y"640-3,"Y"640-4,"Y"640-5,"Y"640-6,"Y"642,"N"674,","675,"("676,"+"689,"..\EXPORT1.TXT"689-2,"..\EXPORT2.TXT"689-3,"..\EXPORT3.TXT"689-4,"..\EXPORT4.TXT"689-5,"..\EXPORT5.TXT"689-6,"..\EXPORT6.TXT"720,"Y"721,"7"722,"N"723,"7"724,"N"725,"7"726,"2048" <b>727</b> ,"N"730,"N"1023,"Central Standard Time"1084,"TOAA"1209,"N"1311,"0"1312,"0"1313,"0"1331,"N"1332,"N"1370,"3"1374,"N"1375,"1"1379,"..\fedex_admn\BACKUP1"1379-2,"..\fedex_admn\BACKUP2"1387,"2300"1455,"N"1588,"0"1588-2,"0"1595,"0"1595-2,"0"1606,"0"1606-2,"0"1619,"EXP"1654,"N"1680,"01"1687,"N"1688,"1"2028,"N"2266,"RTF"2398,"0"2550,"NN"2551,"5"2552,"0200"2553,"N"2554,"N"2555,"Y"2564,"N"2713,"04"2805,"N"2820,"O"2850,"NNNNNN"2850-2,"NNNNNN"3014,"N"3025,"FDXE"3025-2,"FDXG"3025-3,"FXFR"3025-4,"FDXS"3062,"1"3062-2,"1"3062-3,"1"3062-4,"1"3180,"N"3181,"Y"3372,"42001"5654,"N"7350,"2"7351,"100000"7705,"N"7717,"0330"7717-2,"0330"7717-3,"0330"7717-4,"0000"7718,"1"7718-2,"1"7718-3,"1"7718-4,"0"9913,"0"99,""

Request	Reply
---------	-------

0,"070"1,"Meter Info Query"498,"150XXX"556,"2"617,"1234"9744,"01"9746,"2007"99,""	0,"170"1,"Meter Info Query"4,"CUSTOM GOODS"5,"1035 E WATSON CENTER RD STE C"7,"CARSON"8,"CA"9,"907454203"10,"2221XXXX2"32,"Customer Name117,"US"183,"90126XXXX8"497,"150XXX"498,"150466"562,"0"563,"0"564,"0"565,"0"566,"1"567,"N"569,"0000"595,"0300"596,"Y"597,"N"598,"21"599,"0400"617,"8083"629,"N"638,"N"639,"001"639-2,"002"639-3,"003"639-4,"004"639-5,"005"639-6,"006"640,"N"640-2,"Y"640-3,"Y"640-4,"Y"640-5,"Y"640-6,"Y"642,"N"674,"&"675,"("676,"+"689,"..\EXPORT1.TXT"689-2,"..\EXPORT2.TXT"689-3,"..\EXPORT3.TXT"689-4,"..\EXPORT4.TXT"689-5,"..\EXPORT5.TXT"689-6,"..\EXPORT6.TXT"720,"Y"721,"7"722,"N"723,"7"724,"N"725,"7"727,"Y"730,"N"1023,"Central Standard Time"1084,"TOAA"1209,"N"1311,"0"1312,"0"1313,"0"1331,"N"1332,"N"1370,"3"1374,"N"1375,"1"1379,"..\fedex_admn\BACKUP1"1379-2,"..\fedex_admn\BACKUP2"1387,"2300"1455,"N"1588,"0"1588-2,"0"1595,"0"1595-2,"0"1606,"0"1606-2,"0"1619,"EXP"1654,"N"1680,"01"1687,"N"1688,"1"2028,"N"2266,"RTF"2398,"0"2550,"NN"2551,"5"2552,"0200"2553,"N"2554,"N"2555,"Y"2564,"N"2713,"04"2805,"N"2820,"N"2850,"NNNNNN"2850-2,"NNNNNN"3014,"N"3025,"FDXE"3025-2,"FDXG"3025-3,"FXFR"3025-4,"FDXS"3062,"1"3062-2,"1"3062-3,"1"3062-4,"1"3180,"N"3181,"Y"3372,"42001"5654,"N"7350,"2"7351,"100000"7705,"N"7717,"0330"7717-2,"0330"7717-3,"0330"7717-4,"0000"7718,"1"7718-2,"1"7718-3,"1"7718-4,"0"9913,"0"99,""
---	--

## Express Rate pricing option

A New tag **731- Express Rate pricing option**, is added under shipping transactions. This tag displays the pricing type for FedEx OneRate®. The details are given in the below table.

**Table 138: Provide me a pricing option**

Field ID	Field Name	Update	Affected Transaction
731	Express Rate pricing option	New Field	020 global shipment transaction
	<b>Description</b> This tag is used to display the price type in a shipping or rating transaction including FedEx OneRate®. If FedEx One Rate® values are not applicable, the account specific rate is displayed. <i>Note: A shipment or rating transaction displays OneRate rate quote, when the rate quote value is "yes" and account specific rate quote, when the rate quote value is "no".</i>		
	<b>Valid values</b> 0 – FedEx Standard Rate 1 – FedEx One Rate		
	<b>Type:</b> N (Numeric)	<b>Minimum Length:</b> 1	<b>Maximum Length:</b> 1
	<b>Multiple Occurrence:</b> N	<b>Input/Output:</b> I	<b>Carrier:</b> FDXE
	<b>Default Value:</b> 0 (Zero)	<b>Optionality:</b> NA	<b>Level:</b> Shipment
<b>Service Impacted:</b> Shipping, Rate Quote			



## Print Total Doc Tab Label Flag

A new tag to display the total Doc Tab label flag is provided in Meter Query transaction. The details for the tag **730 - Print Total Doc Tab Label Flag** is given below.

Table 139: Print Total Doc Tab Label Flag

Field ID	Field Name	Update	Affected Transaction
730	Print Total Doc Tab Label Flag	New Field	020 global shipment transaction
	<b>Description</b> This tag is associated with the Print Total Doc Tab Label field displayed in the FedEx Ship Manager® Server configuration screen on the Doc Tab Settings tab. It is used in a 070-meter update transaction to appropriately enable/disable Print Total Doc Tab Label field. The details are displayed in 170 reply transaction with meter update, or list-meter information type.		
	<b>Valid values</b> Y – Print the total doc tab label N – Do not print the total doc tab label		
	<b>Type:</b> A (Alphabet)	<b>Minimum Length:</b> 1	<b>Maximum Length:</b> 1
	<b>Multiple Occurrence:</b> Yes	<b>Input/Output:</b> I/O	<b>Carrier:</b> FDXE, FDXG, FDXS, FXFR
	<b>Default Value:</b> N	<b>Optionality:</b> Optional	<b>Level:</b> Shipment/ Piece
<b>Service Impacted:</b> Configuration			

## User Experience Enhancements

FedEx Ship Manager® Server Configuration screen and Utility screen updates are as follows:

### Meter Settings tab

FedEx Express®, FedEx Ground® and FedEx SmartPost®/ Ground® Economy meter configuration has additional choices in the Rate Discount Options section. The user can now select any of the following Rating options to be returned in the reply transaction:

- Account Specific Rate
- Standard List Rate
- Custom Discount Rate

The Standard Rate Reply drop-down displays the options as shown in image below.

**Figure 142: Standard Rate Reply - Express Options**

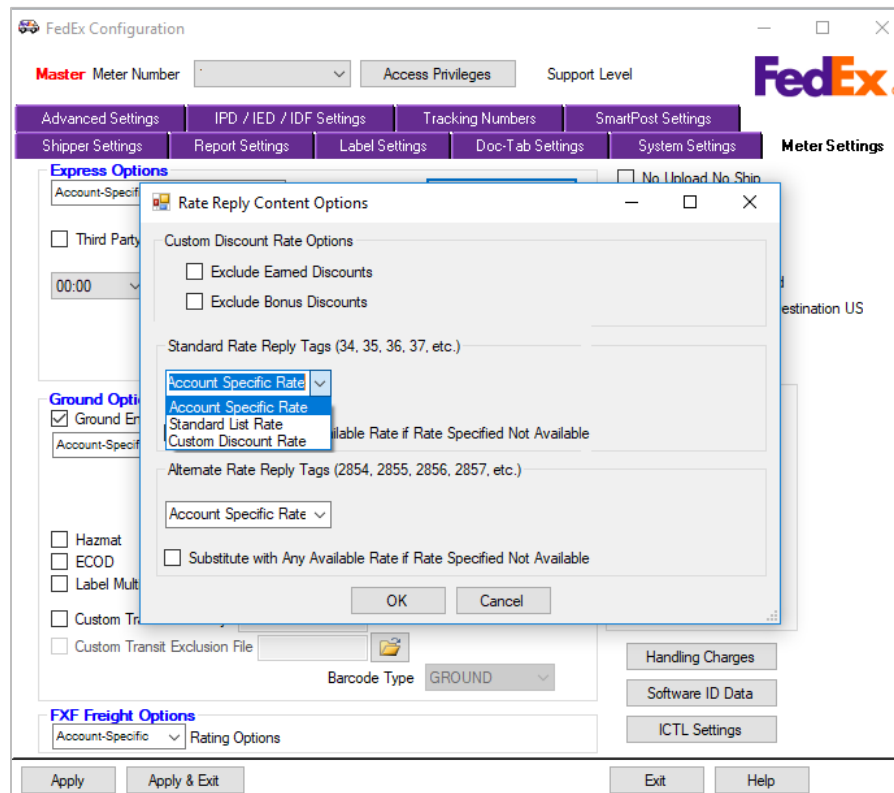


Figure 143: Standard Rate Reply – Ground Options

The screenshot shows the 'FedEx Configuration' window with the 'Meter Settings' tab selected. The 'Express Options' section is active, and the 'Rate Reply Content Options' dialog box is open. The dialog box contains the following options:

- Custom Discount Rate Options:**
  - ☐ Exclude Earned Discounts
- Standard Rate Reply Tags (34, 35, 36, 37, etc.):**
  - Account Specific Rate (selected)
  - Account Specific Rate
  - Standard List Rate
  - Custom Discount Rate
- Alternate Rate Reply Tags (2854, 2855, 2856, 2857, etc.):**
  - Account Specific Rate (selected)
- ☐ Substitute with Any Available Rate if Rate Specified Not Available

The 'OK' and 'Cancel' buttons are at the bottom of the dialog box. The background window shows various settings tabs like 'Shipper Settings', 'Report Settings', 'Label Settings', 'Doc-Tab Settings', 'System Settings', and 'Meter Settings'.

Figure 144: Standard Rate Reply - SmartPost®/Ground® Economy Options

The screenshot shows the 'FedEx Configuration' window with the 'SmartPost Settings' tab selected. The 'SmartPost / Ground Economy Options' section is active, and the 'Rate Reply Content Options' dialog box is open. The dialog box contains the following options:

- Custom Discount Rate Options:**
  - ☐ Exclude Earned Discounts
- Standard Rate Reply Tags (34, 35, 36, 37, etc.):**
  - Account Specific Rate (selected)
  - Account Specific Rate
  - Custom Discount Rate
- Alternate Rate Reply Tags (2854, 2855, 2856, 2857, etc.):**
  - Account Specific Rate (selected)
- ☐ Substitute with Any Available Rate if Rate Specified Not Available

The 'OK' and 'Cancel' buttons are at the bottom of the dialog box. The background window shows various settings tabs like 'Shipper Settings', 'Report Settings', 'Label Settings', 'Doc-Tab Settings', 'System Settings', and 'Meter Settings'.

In case the selected Rating option is unavailable, A New function, an automatic rating option is provided. The checkbox ***Substitute with any available rate if rate specified not available*** can be enabled/disabled as required. Refer the below image.

**Figure 145: Rate Reply Content Option -FedEx Express**

The screenshot shows a dialog box titled "Rate Reply Content Options" with standard window controls (minimize, maximize, close). It contains three main sections: "Custom Discount Rate Options" with two unchecked checkboxes, "Exclude Earned Discounts" and "Exclude Bonus Discounts"; "Standard Rate Reply Tags (34, 35, 36, 37, etc.)" with a dropdown menu set to "Account Specific Rate" and an unchecked checkbox "Substitute with Any Available Rate if Rate Specified Not Available"; and "Alternate Rate Reply Tags (2854, 2855, 2856, 2857, etc.)" with a dropdown menu set to "Account Specific Rate" and an unchecked checkbox "Substitute with Any Available Rate if Rate Specified Not Available". At the bottom are "OK" and "Cancel" buttons.

**Figure 146: Rate Reply Content Options - FedEx Ground**

The screenshot shows a dialog box titled "Rate Reply Content Options" with standard window controls (minimize, maximize, close). It contains three main sections: "Custom Discount Rate Options" with one unchecked checkbox, "Exclude Earned Discounts"; "Standard Rate Reply Tags (34, 35, 36, 37, etc.)" with a dropdown menu set to "Account Specific Rate" and an unchecked checkbox "Substitute with Any Available Rate if Rate Specified Not Available"; and "Alternate Rate Reply Tags (2854, 2855, 2856, 2857, etc.)" with a dropdown menu set to "Account Specific Rate" and an unchecked checkbox "Substitute with Any Available Rate if Rate Specified Not Available". At the bottom are "OK" and "Cancel" buttons.

## Advanced Settings tab

Updates related to Advanced Settings tab are as follows.

The Tracking logging Retention Period (days) option in Advanced Settings tab is inactive. Refer the below image.

**Figure 147: Advanced Settings tab**

The screenshot shows the FedEx Configuration window with the Advanced Settings tab selected. The window includes a top bar with 'Meter Number', 'Access Privileges', and 'Support Level'. Below this is a navigation bar with tabs for Shipper Settings, Report Settings, Label Settings, DocTab Settings, System Settings, and Meter Settings. The Advanced Settings tab is active, showing a list of settings for Express and Ground uploads, communication checks, and logging retention periods. The 'Tracking logging Retention Period (days)' option is inactive, indicated by a greyed-out dropdown menu.

Setting	Value	Unit
Express & Ground Hourly Upload Interval	60	minutes
Express Hourly Upload Retention Period	14	days
Ground Hourly Upload Retention Period	14	days
Communication Check Interval	72	hours
Communication Logging Retention Period	3	days
Ground Commercial Invoice Upload Retention Period	14	days
Time Lapse To Force Upload	60	hours
Label Buffer Retention	3	days
Transaction Log Retention Period	5	days
Ship Manager Console Retention Period	7	days
Routing Logging Retention Period	7	days
Rating Logging Retention Period	7	days

Analytics ☐

Transaction Capture ☐

Transaction DateTime ☐

Enable Ship Manager Console Purge Capability ☒

Enable Routing Logging Capability ☐

Enable Rating Logging Capability ☐

Transaction Buffer Setting

Buttons: Apply, Apply & Exit, Exit, Help

## Label Logging Retention Period

A new option to set retention period days for Label log file is provided in **Advanced Settings** tab. The option offers number of days to set for log file retention. Refer the below image.

The **Label Logging Retention Period (days)** allows to set the number of days to retain Label log files and the value set is saved until next modified. The details to set the value is as follows:

- Default/Minimum value: 1 day
- Maximum value: 15 days

A new tag to display the Label Logging Retention Period in days is provided in Meter Query transaction. Follow the link to know more about the tag [728 - Label Logging Retention Period \(days\)](#).

Figure 148: Advanced Settings tab

The screenshot shows the 'FedEx Configuration' window with the 'Advanced Settings' tab selected. The window has a title bar with 'FedEx Configuration' and standard window controls. Below the title bar, there's a 'Master Meter Number' dropdown and 'Access Privileges' and 'User Level View' buttons. The main area is divided into several tabs: 'Shipper Settings', 'Report Settings', 'Label Settings', 'DocTab Settings', 'System Settings', and 'Meter Settings'. Under 'Label Settings', there are sub-tabs for 'Advanced Settings', 'Tracking Numbers', and 'SmartPost Settings'. The 'Advanced Settings' sub-tab is active, showing various settings with spinners and checkboxes. The 'Label Logging Retention Period (days)' is set to 1. Other settings include 'Express & Ground Hourly Upload Interval (minutes)' at 60, 'Express Hourly Upload Retention Period (days)' at 14, 'Ground Hourly Upload Retention Period (days)' at 14, 'Communication Check Interval (hours)' at 72, 'Communication Logging Retention Period (days)' at 3, 'Ground Commercial Invoice Upload Retention Period (days)' at 14, 'Label Buffer Retention (days)' at 3, 'Transaction Log Retention Period (days)' at 5, 'Ship Manager Console Retention Period (days)' at 7, 'Routing Logging Retention Period (days)' at 7, 'Rating Logging Retention Period (days)' at 7, 'Transaction Capture' (unchecked), 'Transaction DateTime' (unchecked), 'Enable Ship Manager Console Purge Capability' (checked), 'Enable Routing Logging Capability' (unchecked), and 'Enable Rating Logging Capability' (unchecked). At the bottom, there are buttons for 'Apply', 'Apply & Exit', 'Exit', and 'Help'.

## System Settings tab

Updates related to System Settings tab are as follows.

### Dynamic Surcharge Fees

The checkbox, **Use Dynamic Surcharging and Fees** in system Settings tab is active by default. This provides applicable surcharge descriptions and fees for shipments instantly. The feature can be enabled or disabled in system Settings tab.

**Figure 149: System Settings tab**

The screenshot shows the 'FedEx Configuration' window with the 'System Settings' tab selected. The window is divided into several sections:

- Top Bar:** Includes 'Meter Number' (dropdown), 'Access Privileges' (button), and the FedEx logo.
- Navigation Tabs:** Advanced Settings, IPD / IED / IDF Settings, Tracking Numbers, SmartPost Settings, Shipper Settings, Report Settings, Label Settings, DocTab Settings, **System Settings** (active), and Meter Settings.
- Main Settings Area:**
  - Reconcile Time:** 0300. Checkboxes for 'Disable Reconcile Time' and 'Enable for Upgrade' are present.
  - CTS Port Number:** 2000. Fields for 'Enter Password' and 'Confirm Password' are shown.
  - Web Services Port Number:** 42001.
  - Internal Comms Port:** 8083.
  - Maintenance Windows:** A section with a 'Reconcile Options' button.
  - Database:**
    - Backup Time:** 2300.
    - 1st Backup Directory:** ..\fedex\_admin\BACKUP2.
    - 2nd Backup Directory:** ..\fedex\_admin\BACKUP1.
  - Ship History:**
    - Retention Interval:** 45. Checkboxes for 'Disable Purge Time' and 'Export Time' (0200) are present.
    - Domestic Express:** ..\EXPORT1.TXT.
    - International Express:** ..\EXPORT2.TXT.
    - International MPS Express:** ..\EXPORT3.TXT.
    - Ground:** ..\EXPORT4.TXT.
    - FXF Freight:** ..\EXPORT5.TXT.
    - SmartPost:** ..\EXPORT6.TXT.
- Bottom Bar:** Includes 'Apply', 'Apply & Exit', 'Exit', and 'Help' buttons.

The surcharge details are returned in global shipment transaction based on the selection of **Use Dynamic Surcharging and Fees** option in **System Settings** tab.

The reply displays the multi-occurrences of below tags when **Use Dynamic Surcharging and Fees** option is selected.

- 1945 - Standard List Dynamic Surcharge and/or Fees Code
- 1946 - Standard List Dynamic Surcharge and/or Fees Value
- 1947 - Dynamic Surcharge and/or Fees Code
- 1948 - Dynamic Surcharge and/or Fees Value
- 2848 - Alternate Dynamic Surcharge and/or Fees Code
- 2849 - Alternate Dynamic Surcharge and/or Fees Value

Sample Request	Sample Reply (with Surcharge option selected)	Sample Reply (without surcharge option selected)
0,"020"1,"US DOM Express Ship"11,"XXX X1100.68"12,"Auto Step 001"13,"387 Main Street"14,"FE DEX PARKWAY"15,"New York"16,"NY"17,"10001"18,"1234567XX X"23,"1"25,"US DOM Express Ship"26,"100"50,"US"75,"lbs"117,"US"187,"PNG"999,"Testing FXRS"1116,"IN"1273,"01"1274,"01"1670,"10000"99,"	0,"120"1,"US DOM Express Ship"10,"410253XXX"29,"419936228XXX"30,"XE TSSA "33,"A1"34,"95100"35,"9825"36,"00"37,"104925"60,"100"112,"100"194,"WED"195,"EWR"198,"TSSA "409,"12Oct22"431,"N"498,"150520"526,"0201"542,"552,"90001505200100005"553,"7387 Main Street"557,"06"558,"2074"559,"URSA table is expired"650,"TRK#"651,"0201"652,"653,"XE TSSA "654,"655,"656,"4199 3622 8183"657,"658,"WED - 12 OCT 10:30A"659,"PRIORITY OVERNIGHT"660,"661,"10001"662,"NY-US"663,"EWR"664,"1001891701660001000100419936228183"665,"582C4/F289/FE 2D"668,"669,"670,"671,"2"1084,"SCFA "1086,"1087,"1090,"USD"1092,"8"1117,"1"1125,"0"1136,"XE"1274,"01"1507,"9825"1519,"95100"1525,"1528,"104925"1596,"0"1597,"1598,"104925"1599,"104925 "1945,"221"1945-2,"865"1945-3,"490"1946,"3700"1946-2,"655"1946-3,"5470"1947,"221"1947-2,"865"1947-3,"490"1948,"3700"1948-2,"655"1948-3,"5470"2399,"0"2450,"10:30 AM"2848,"221"2848-2,"865"2848-3,"490"2849,"3700"2849-2,"655"2849-3,"5470"2854,"95100"2855,"00"2856,"9825"2857,"104925"2860,"00"2873,"USD"2874,"2875,"104925"4028,"USD"4565,"00"4568,"00"7651,"PRIORITY OVERNIGHT"7786,"Additional handling surcharge - Weight"7786-2,"Peak - Additional Handling Surcharge"7786-3,"5.5% FUEL"7787,"Additional handling surcharge - Weight"7787-2,"Peak - Additional Handling Surcharge"7787-3,"5.5% FUEL"7788,"Additional handling surcharge - Weight"7788-2,"Peak - Additional Handling Surcharge"7788-3,"5.5% FUEL"99,"	0,"120"1,"US DOM Express Ship"10,"410253XXX"29,"419936228XXX"30,"XE TSSA "33,"A1"34,"95100"35,"9825"36,"00"37,"104925"60,"100"112,"100"194,"WED"195,"EWR"198,"TSSA "409,"12Oct22"431,"N"498,"150520"526,"0201"542,"552,"90001505200100005"553,"7387 Main Street"557,"06"558,"2074"559,"URSA table is expired"650,"TRK#"651,"0201"652,"653,"XE TSSA "654,"655,"656,"4199 3622 8209"657,"658,"WED - 12 OCT 10:30A"659,"PRIORITY OVERNIGHT"660,"661,"10001"662,"NY-US"663,"EWR"664,"1001891701660001000100419936228209"665,"582C4/F289/FE2D"668,"669,"670,"671,"2"1084,"SCFA "1086,"1087,"1090,"USD"1092,"8"1117,"1"1125,"0"1136,"XE"1274,"01"1393,"5470"1507,"9825"1519,"95100"1520,"5470"1525,"1528,"104925"1596,"0"1597,"1598,"104925"1599,"104925"2399,"0"2450,"10:30 AM"2854,"95100"2855,"00"2856,"9825"2857,"104925"2858,"5470"2860,"00"2873,"USD"2874,"2875,"104925"2879,"3700"3013,"3700"3076,"3700"4028,"USD"4565,"00"4568,"00"4912,"2"4913,"2"7612,"655"7613,"655"7614,"655"7615,"2"7651,"PRIORITY OVERNIGHT"99,"

## Ship History

The **Ship History Retention Interval** default value is updated to 21 days; The files older than 21 days will be purged. Reduction of time frame for internal log file provides additional disk space for smooth performance of the application. Refer the below image.



Figure 150: System Settings tab – Ship History

FedEx Configuration

Master Meter Number  Access Privileges

Advanced Settings | Tracking Numbers | SmartPost Settings | Shipper Settings | Report Settings | Label Settings | DocTab Settings | **System Settings** | Meter Settings

Reconcile Time  ☐ ☐ Enable for Upgrade

CTS Port Number  Enter Password

Web Services Port Number  Confirm Password

Internal Comms Port  ☐ Use Dynamic Surcharging and Fees

Maintenance Windows ☐ Limit Ground Future Day (90 days)

☐ Rate 3rd Party Account

Return Rates even if they are expired

☐ Express

☐ Ground/SmartPost

2D Barcode Type

**Database**

Backup Time

1st Backup Directory

2nd Backup Directory

**Ship History**

Retention Interval  Purge Time  ☐ Export Time

Domestic Express

International Express

International MPS Express

Ground

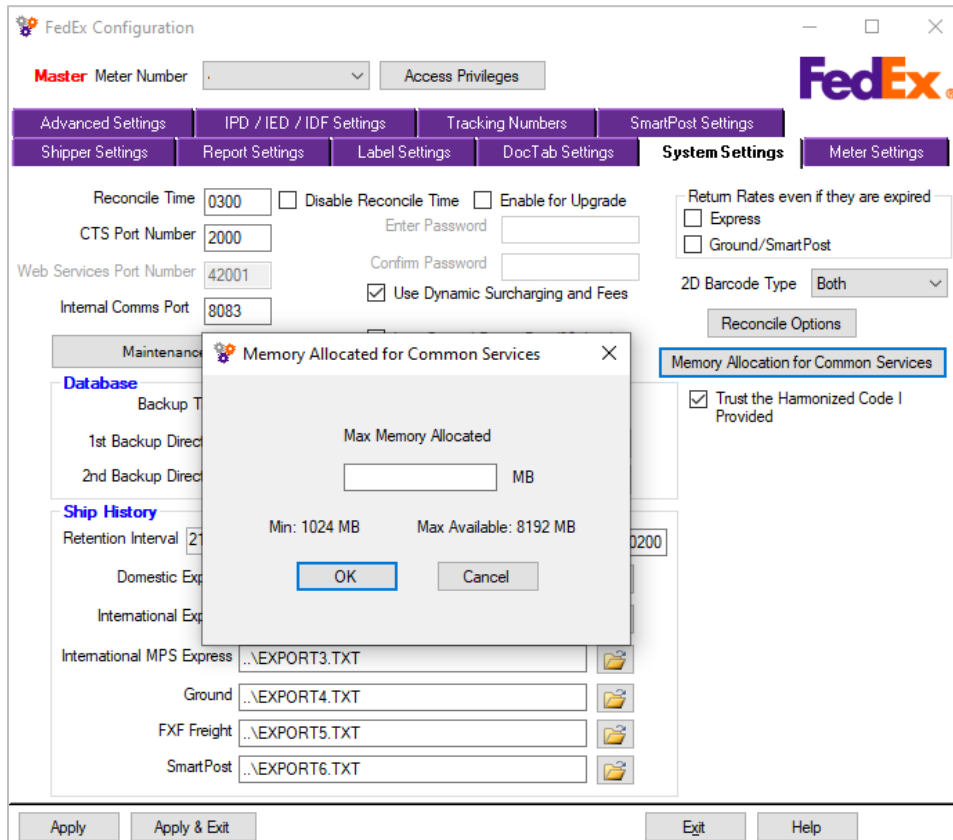
FXF Freight

SmartPost

## Memory Allocation services

A new option to allocate memory for common services is provided in **System Settings tab**. Refer the below image.

**Figure 151: Memory allocated for Common Services**



The **Memory Allocated for Common Services** option enables to allocate memory in Megabytes(MB). The memory entry allows only numeric data.

*Note:*

- *The modifications to memory allocations are effective after system restart.*
- *This is applicable for Master meters only.*

## Trust the Harmonized Code

An option to enable/disable Harmonized code validation is provided in **System Settings tab**. The option is disabled by default, use the **Trust the Harmonized Code I provided** checkbox to enable/disable validation. Refer the below image.

Figure 152: System Settings tab - Harmonized Code

The screenshot shows the 'FedEx Configuration' window with the 'System Settings' tab selected. The window contains several sections for configuration:

- Master Meter Number:** A dropdown menu and an 'Access Privileges' button.
- Advanced Settings:** Includes 'Reconcile Time' (set to 0300), 'CTS Port Number' (2000), 'Web Services Port Number' (42001), and 'Internal Comms Port' (8083).
- Database:** Includes 'Backup Time' (2300), '1st Backup Directory' (..\Fedex\_admin\BACKUP1), and '2nd Backup Directory' (..\Fedex\_admin\BACKUP2).
- Ship History:** Includes 'Retention Interval' (21), 'Purge Time' (0400), 'Export Time' (0200), and several export file paths (e.g., ..\EXPORT1.TXT).
- System Settings:** Includes 'Return Rates even if they are expired' (Express, Ground/SmartPost), '2D Barcode Type' (Both), 'Reconcile Options', and 'Memory Allocation for Common Services'.
- Trust the Harmonized Code I Provided:** A checkbox located in the 'Memory Allocation for Common Services' section.

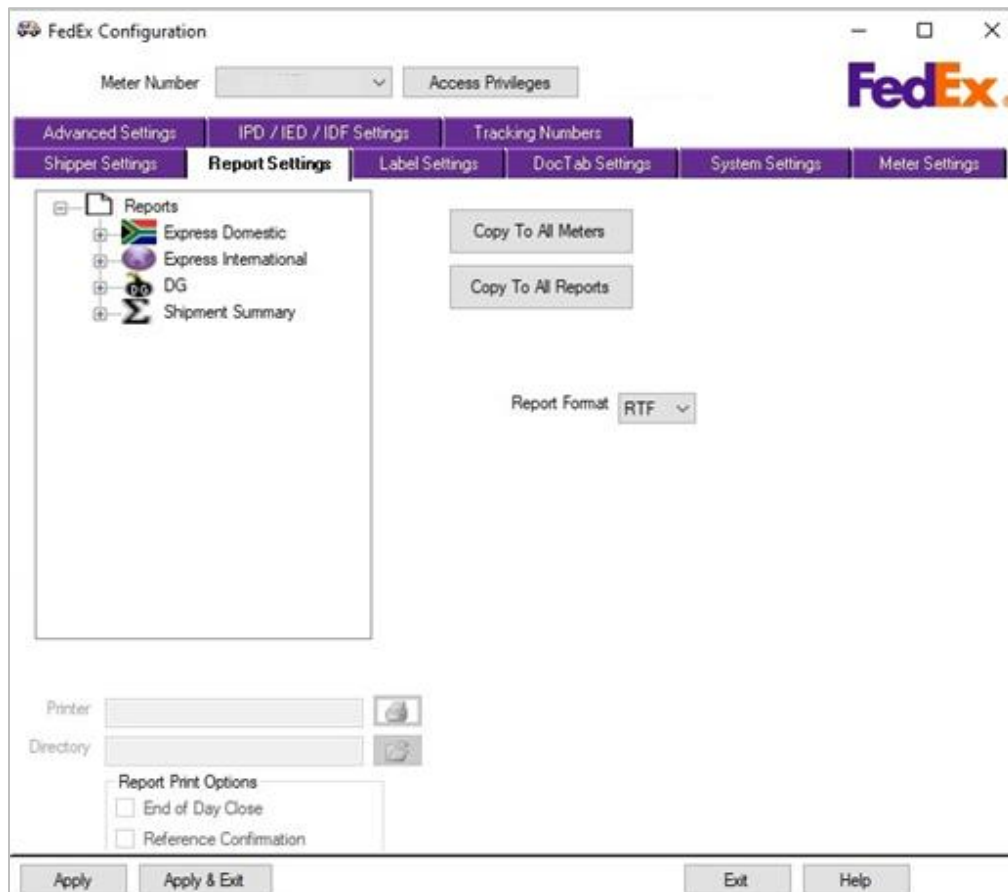
Buttons at the bottom include 'Apply', 'Apply & Exit', 'Exit', and 'Help'.

A new tag to support the Harmonized code validation is added to Meter Query transaction. Follow the link to know more about the tag [727- Trust the Harmonized Code Provided](#).

## Report Settings tab

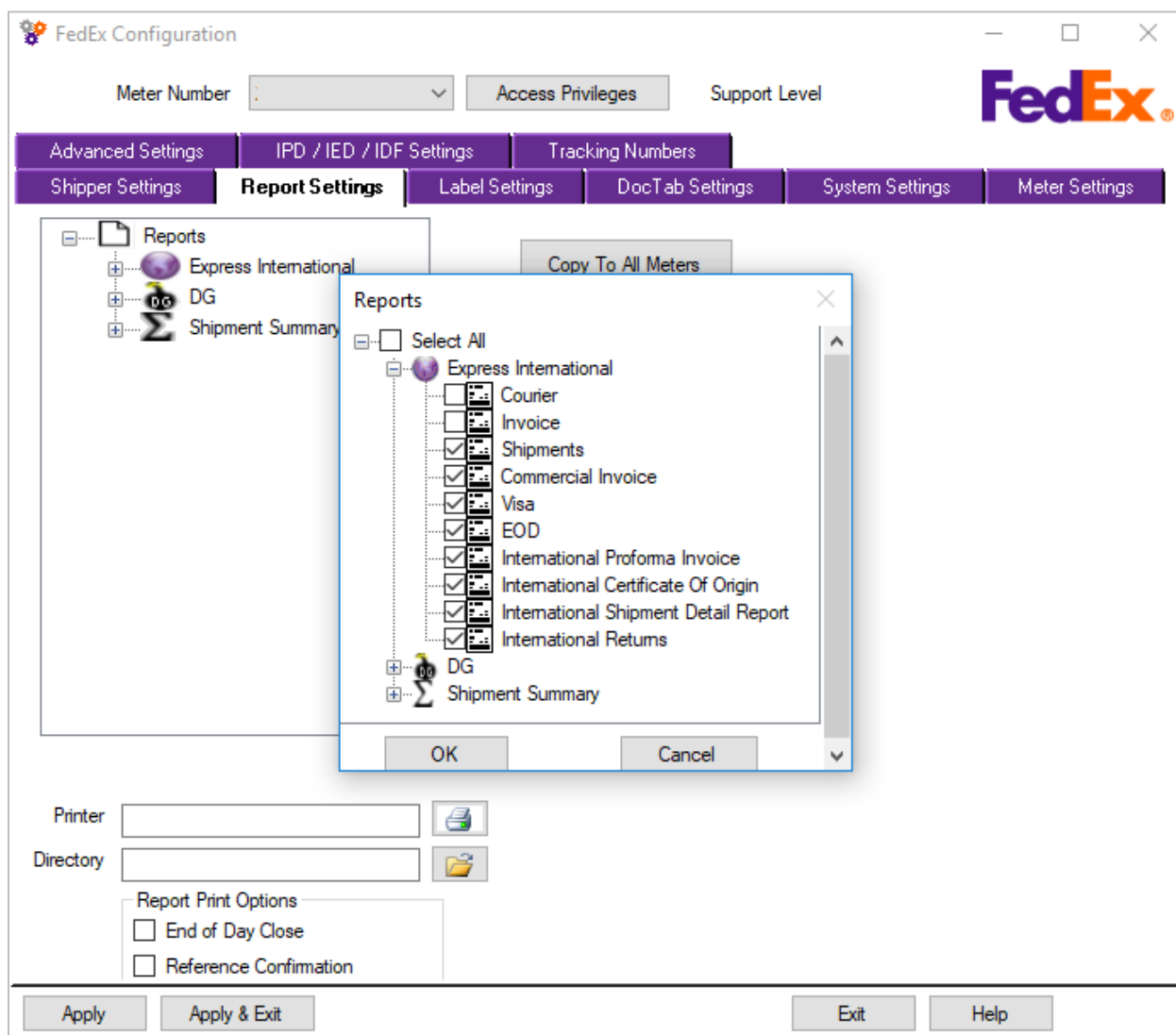
FedEx Ship Manager® Server – Report Setting tab now displays South Africa (ZA) flag for ZA meters/accounts. Refer the image below.

**Figure 153: Report Settings tab**



The Report Settings tab in FedEx Ship Manager® Server displays the domestic shipping country flag for Asia Pacific (APAC), Latin America and Caribbean regions (LAC), European Union (EU), and Middle East Asia and Indian sub-continent (MEISA) regions.

Figure 154: Report Settings tab flag for domestic shipping



## Shipper Setting tab

The State/Province drop-down in FedEx Ship Manager® Server Shipper Settings tab is updated to display full description for every value selected. Refer below image.

Figure 155: Shipper Settings tab

The screenshot shows the 'FedEx Configuration' window with the 'Shipper Settings' tab selected. The window contains several sections of configuration fields:


- Top Bar:** Includes 'Meter Number' (dropdown), 'Access Privileges' (button), and the FedEx logo.
- Navigation Tabs:** Advanced Settings, IPD / IED / IDF Settings, Tracking Numbers, SmartPost Settings, **Shipper Settings** (active), Report Settings, Label Settings, DocTab Settings, System Settings, and Meter Settings.
- Buttons:** 'Add New' and 'Delete Current' are at the top left. 'Account Number' is a text field at the top right.
- Form Fields:**
  - Contact Name:** Text field.
  - Company Name:** Text field.
  - Department:** Text field.
  - Address Line 1:** Text field containing '9639 INTER OCEAN DR'.
  - Address Line 2:** Text field.
  - Address Line 3:** Text field.
  - Address Line 4:** Text field.
  - City:** Text field containing 'CINCINNATI'.
  - Country/Territory:** Dropdown menu showing 'US=UNITED STATE'.
  - State/Province:** Dropdown menu showing 'DC=District of Columnt' (highlighted).
  - Postal Code:** Text field containing '38107'.
  - Phone Number:** Text field.
  - Ext:** Text field.
  - Origin Loc ID:** Text field containing 'NQAA'.
  - Meter Time Zone:** Dropdown menu showing '(UTC-06:00) Central Time (US & Canada)'.
  - Close Time:** Text field with a 'Close options' button next to it.
  - Email Address:** Text field.
  - Pager Number:** Text field.
- Checkboxes:** 'Master Meter' and 'Ignore Master Child Mismatch' are located on the right side of the form.
- Bottom Bar:** Contains 'Apply', 'Apply & Exit', 'Exit', and 'Help' buttons.

## Mandatory Phone number field

The **Phone Number** field in **Shipper Settings** tab is mandatory for the shipper detail updates. Updates without a phone number displays a warning message *'Please correct any item above in red'* and the field name is displayed in red, **Apply** or **Apply and Exit** buttons are inactive until the required fields are filled. Refer the below image.

Figure 156: Shipper Settings tab - Phone number field

FedEx Configuration — □ ×

**Master** Meter Number   

Advanced Settings | Tracking Numbers

**Shipper Settings** | Report Settings | Label Settings | DocTab Settings | System Settings | Meter Settings

**Contact Name**  ☒ Master Meter

**Company Name**  ☒ Do not allow Multiple Meters per Account Number

Department

**Address Line 1**

Address Line 2

Address Line 3

**City**

**Country/Territory**

**State/Province**

**Postal Code**  Cleaned Postal

**Phone Number**  Ext  Origin Loc ID  ☐

Meter Time Zone

**Close Time**

Email Address

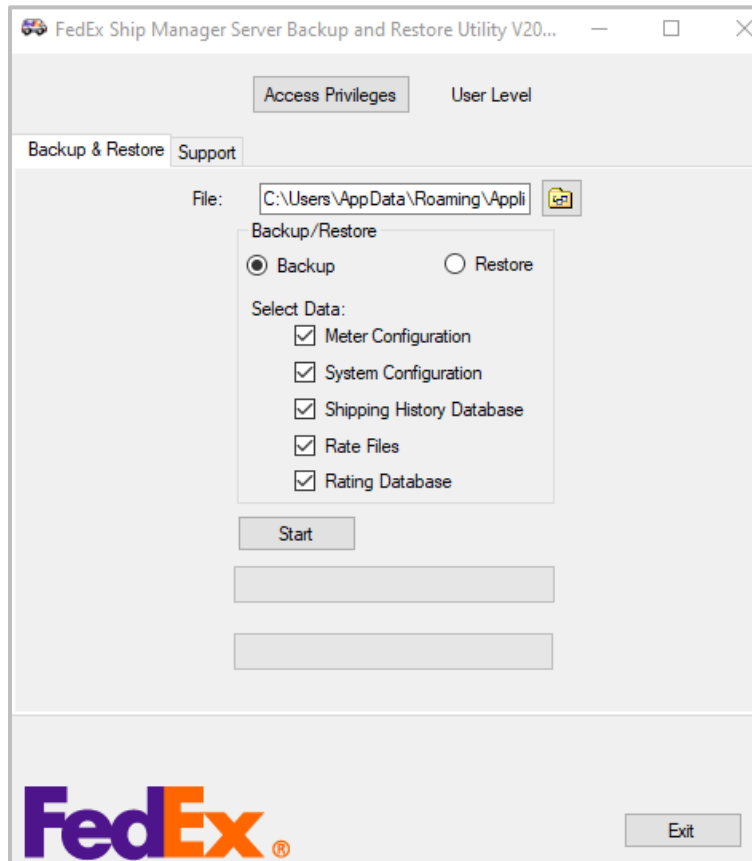
Pager Number

**Please correct any item above in red**

## Backup Restore Utility Settings tab

A new option named Shipping History Database is added in Backup and Restore Utility. This option can be enabled/disabled based on user's requirement. Refer the below image. Shipping History Database option enables the backup of shipping history database. The backup includes all domestic, international, Ground® Economy and other shipment related records. Rating Database option enables the backup of new rate files.

**Figure 157: Backup and Restore Utility**



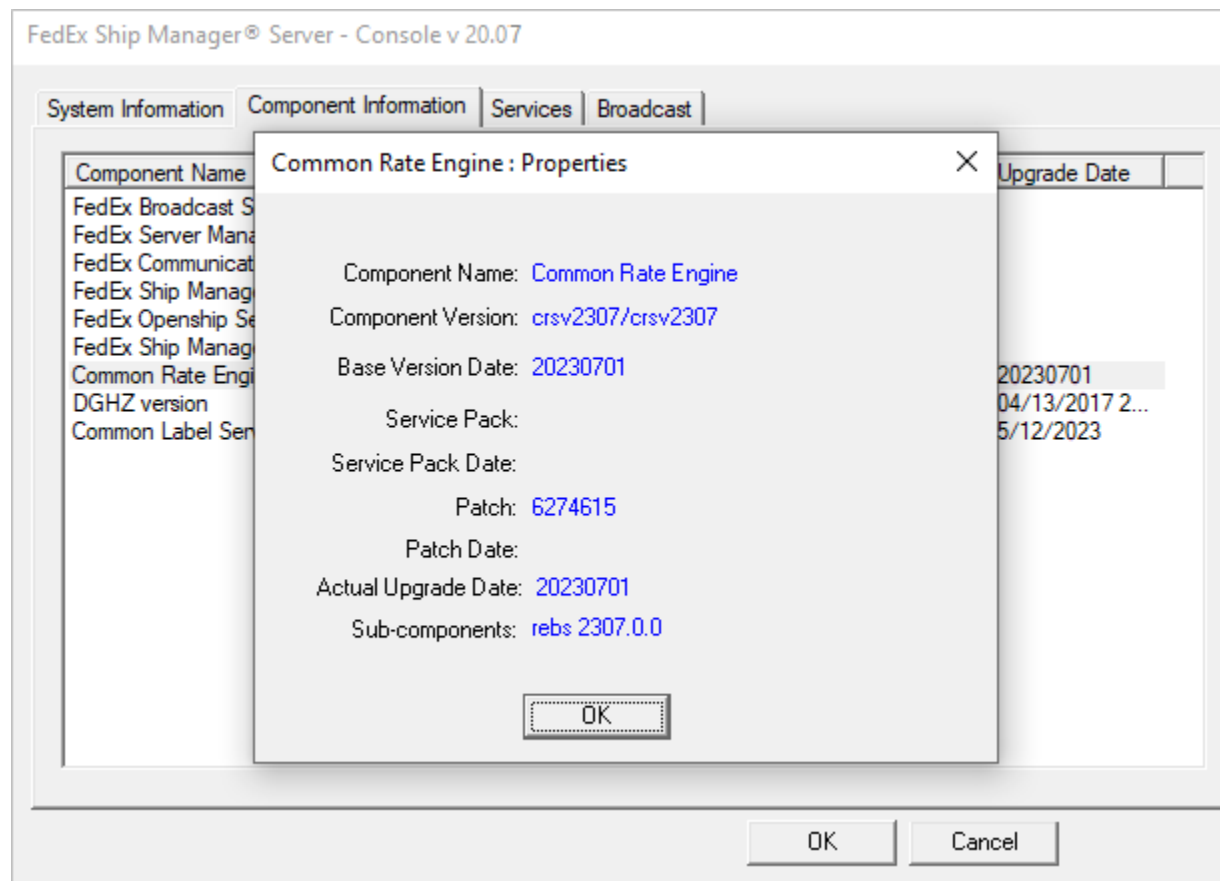
The Backup and Restore functionality now include the meter configuration and additional system data for the backup such as policy grid details. To include policy grid detail in the backup, select **Meter configuration** and **System configuration** checkbox from the available backup options as shown in above image.



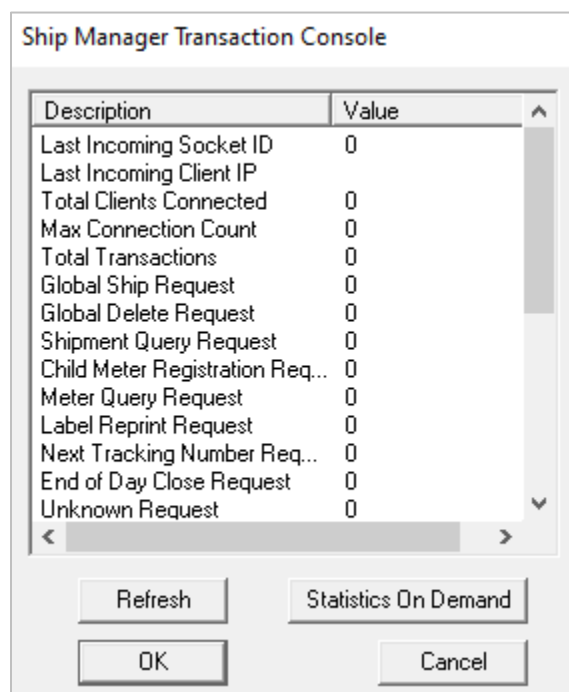
## FedEx Ship Manager Console Utility

The FedEx Ship Manager® Console Utility displays an additional line-item (sub-component) and value when reviewing the properties of the Common Rate Engine. Refer to the below image.

**Figure 158: Common Rate Engine properties**



The FedEx utility previously known as **Ship Manager Console**, is renamed to **Ship Manager Transaction Console**. This modification avoids confusions with a pop-up window with same name in FedEx Ship Manager® Server application. Refer the below image.

**Figure 159: Ship Manager Transaction Console**

## Report Viewer Utility

Version and copyright details are updated in FedEx Ship Manager® Report Viewer utility.

**Figure 160: Report Viewer Utility**

## Version 20.08

### Express Domestic shipment Enhancements

Express Domestic intra-country shipment services now include Belgium, Netherlands, Luxembourg (BENELUX countries), Spain, Germany, Great Britain, Czech Republic, Hungary, Romania and Malaysia, Thailand, Switzerland, Denmark, Sweden, France, and United Kingdom (UK).

### Shipment updates

The supported service and packaging types options are as follows:

Service type
FedEx First® (D1)
FedEx Priority® Express (D2)
FedEx Priority® (D3)
FedEx Economy® (D4)
FedEx Priority Express Freight® (D5)
FedEx Priority Freight® (D6)
FedEx Economy Freight® (D7)

Package types
Pak
Box
Tube
Envelope
Small Box

A successful shipment transaction displays package type and services in reply transaction and the same will be printed on the shipment label.

Additionally, the transaction returns rate, package, and service type details on Express Domestic shipment label along with appropriate weight indicator for the shipment type.

Enhancements include the following in shipment reply transactions for extended countries/territories.

- Rate, package, service type details – Reply transaction displays rate, package, and service type details for the shipment.
- Local currency type is displayed for the shipments – Reply transaction displays local currency type for the shipment.
- Maximum declared limit for selected service type - The reply transaction displays an error message when the maximum service value limit exceeds.
- Domestic surcharges for applicable shipments – Reply transaction displays applicable domestic surcharges for the shipments.
- Bonus weight envelope enables – Express Domestic extended countries/territories have bonus weight envelope options enabled for the shipments.
- Additional Handling charges (AHS) based on packages.

Express Domestic sample transactions:

Request	Reply
Rate, package, and service type	
0,"020"1,"D1 with cust pack"4,"Barcode department"5,"100000 FedEx Gnd Drive fourth floor"6,"West Wing"7,"Bogense"8,"DK"9,"5400"10,"61369XXX2"11,"Recipient company"12,"Recipient contact name"13,"387MainStreet"14,"FEDEXPARKWAY"15,"Jutland"16,"DK"17,"6000"18,"1234567890"20,"61369XXX2"23,"1"25,"Intra DK Report"32,"January 2017 Corp Load"50,"DK"57,"10"58,"10"59,"10"69,"200000"75,"KGS"79,"BOOKS"116,"1"117,"DK"183,"901263XXX8"187,"PNG"498,"2565XXX2"1090,"DKK"1116,"C"1273,"01"1274,"D1"1670,"4100"99,""	0,"120"1,"D1 with cust pack"10,"61373XXX6"29,"708199337508"30,"9G BLLE"33,"A3"112,"410"195,"BLL"198,"BLLE"498,"2565XXX2"560,"com.fedex.rate.RatingException: [955]Rebs response malformed"650,"TRK#"651,"0881"653,"9G BLLE"656,"7081 9933 7508"658,"A3"659,"FIRST"661,"6000"662," - DK"663,"BLL"664,"1495343630890935829600708199337508"665,"585C3/8E24/D078"671,"2"1084,"BLLA"1086,"0"1125,"999"1136,"9G"1274,"D1"2399,"0"5752,"0"7651,"FIRST"7653,"Your Pkg"7654,"1"7655,"10:00"99,""
Local currency type – tag 1090	
0,"020"1,"DK Freight D6"4,"Barcode department"5,"100000 FedEx Gnd Drive fourth floor"6,"West Wing"7,"Billund"8,"DK"9,"2605"10,"613697179"11,"Recipient co"12,"Recipient name"13,"387MainStreet"14,"FEDEXPARKWAY"15,"Billund"16,"DK"17,"7190"18,"1234567890"20,"613697179"23,"1"32,"Sender name"50,"DK"57,"10"58,"10"59,"157"69,"200000"75,"KGS"79,"BOOKS"116,"1"117,"DK"498,"2565XXX74"1090,"DKK"1116,"C"1234,"1"1273,"01"1274,"D6"1670,"15100"99,""	0,"120"1,"DK Freight D6"10,"6136XXX79"34,"100000"35,"350760"36,"00"37,"450760"60,"1510"431,"N"498,"2565XXX74"1090,"DK K"1092,"1"1125,"0"1596,"0"1598,"450760"1947,"694"1947-2,"450"1947-3,"440"1947-4,"223"1947-5,"100"1947-6,"860"1947-7,"575"1947-8,"865"1947-9,"490"1948,"30600"1948-2,"75500"1948-3,"99660"1948-4,"85500"1948-5,"6000"1948-6,"10000"1948-7,"5000"1948-8,"10000"1948-9,"28500"2399,"0"4565,"00"7786,"Overweight Surcharge"7786-2,"Out of Delivery Area Tier B"7786-3,"Out of Pickup Area - Commercial"7786-4,"Additional handling surcharge - Freight"7786-5,"Insured value"7786-6,"Demand Surcharge"7786-7,"Waybill"7786-8,"Demand - Additional Handling Surcharge"7786-9,"Fuel"99,""
Domestic Surcharges	
0,"020"1,"SE package-ODA,Demand"4,"Barcode department"5,"100000 FedEx Gnd Drive fourth floor"6,"West Wing"7,"STOCKHOLM"8,"SE"9,"10012"10,"61546XXX1"11,"Recipient co"12,"Recipient name"13,"387MainStreet"14,"FEDEXPARKWAY"15,"ENSKEDEGARD"16,"SE"17,"10523"18,"1234567890"20,"61546XXX1"23,"1"25,"SE Reports"32,"Sender name"50,"SE"57,"30"58,"40"59,"50"69,"7700"75,"KGS"79,"BOOKS"80,"US"117,"SE"119,"100000"183,"9012634558"187,"PNG"498,"25651XXX4"1090,"SEK"1116,"C"1273,"01"1274,"D1"1670,"1000"99,""	0,"020"1,"SE Package-AHS Dim"4,"Barcode department"5,"100000 FedEx Gnd Drive fourth floor"6,"West Wing"7,"STOCKHOLM"8,"SE"9,"10012"10,"61546XXX1"11,"Recipient co"12,"Recipient name"13,"387MainStreet"14,"FEDEXPARKWAY"15,"ENSKEDEGARD"16,"SE"17,"10523"18,"1234567890"20,"615464171"23,"1"25,"Intra SE Report"32,"January 2017 Corp Load"50,"SE"57,"10"58,"10"59,"126"75,"KGS"79,"BOOKS"116,"1"117,"SE"183,"9012634558"187,"PNG"498,"25651XXX4"1090,"SEK"1116,"C"1273,"01"1274,"D1"1670,"4500"99,""
Maximum declared value limit for a service type	
0,"020"1,"SE Package"4,"Barcode department"5,"100000 FedEx Gnd Drive fourth floor"6,"West Wing"7,"STOCKHOLM"8,"SE"9,"10012"10,"61546XXX1"11,"Recipient co"12,"Recipient name"13,"387MainStreet"14,"FEDEXPARKWAY"15,"ENSKEDEGARD"16,"SE"17,"10523"18,"1234567890"20,"615464171"23,"1"25,"Intra SE Report"32,"January 2017 Corp Load"50,"SE"57,"10"58,"10"59,"126"75,"KGS"79,"BOOKS"116,"1"117,"SE"183,"9012634558"187,"PNG"498,"25651XXX4"1090,"SEK"1116,"C"1273,"01"1274,"D1"1670,"4500"99,""	0,"120"1,"SE Package"2,"0318"3,"The declared value limit for this service type has been exceeded."10,"615464171"498,"25651XXX4"1274,"D1"99,""

GARD"16,"SE"17,"10523"18,"1234567890"20,"615464171"23, "1"25,"Intra SE Report" <b>26,"50000008</b> "32,"January 2017 Corp Load"50,"SE"57,"30"58,"40"59,"50"75,"KGS"79,"BOOKS"116," 1"117,"SE"183,"9012634558"187,"PNG"498,"25651XXX4"109 0,"SEK"1116,"C"1273,"01" <b>1274,"D1</b> "1670,"1000"99,""	
---	--

## FedEx Surround® Monitoring and Intervention (MI) Health Care Indicator (HCID)

A dedicated shipment option for Monitoring and Intervention (MI) and Health Care Indicator (HCID) are introduced to enable customer to know the details of time-sensitive and critical shipments.

The shipment transaction with the tag **5400 – Add Service option** provides the following details for any Health Care enabled account.

**Table 140: MI Special Services**

Special Service name	FedEx Service Option Code	MI value for tag	Description
FedEx Surround® Elite	MI1	M1	Helps to monitor shipments, mitigate risk, and provide intervention support to protect healthcare shipments.  <i>Note: MI labels MI1, MI2, MI3 are applicable for 1D and 2D Barcodes. MI1 is currently unavailable for all customers/regions.</i>
FedEx Surround® Premium	MI2	M2	
FedEx Surround® Preferred	MI3	M3	
FedEx Surround® Select	MI4	M4	

**Table 141: HCID Service options and codes**

Description	FedEx Service Option Code	Precedence on Label	HCID value for tag
Clinical Trial	HCC	1	HC
Clinical Trials IMP	HIM	2	HI
Clinical Trials Kit	HKT	3	HK
Pharmaceuticals	HCP	4	HP
Temperature Controlled	HCT	5	HT
Uncontrolled / Ambient temperature	HTU	6	HU
30 to 40C	HTH	7	H0
15 to 25C	HTA	8	H1
2 to 8C	HTR	9	H2
Above 0C - protect from freezing	HTP	10	H3
-15 to -25C	HTF	11	H4
-20 to -30C	HTD	12	H5
-30 to -50C	HTW	13	H6
-40C to -60C	HTX	14	H7
-20 to -80C	HTY	15	H8
-60 to -80C	HTZ	16	H9
-150C or below	HTC	17	HF
Vaccines	HCV	18	HV
Lab Specimen	HCL	19	HL
Exempt Specimen	HES	20	HE
Category B Specimen - UN3373	HEB	21	HB
Radioactive Substance	HRS	22	HR

Cell and Gene Therapy Product	HGT	23	HQ
Medical Device Critical	HCD	24	HX
Critical Healthcare Other	HHO	25	HN
Surgery Kit	HCS	26	HS
Medical Device Accessory	HMA	27	HM
Raw Materials Other	HCR	28	HW
API-active Pharma Ingredient	HPI	29	HA
Healthcare PPE	HCE	30	HJ
Medical Device General	HCG	31	HG
Healthcare Kit - other than Clinical Trial or Surgical	HCK	32	HY
Healthcare Home Health	HCH	33	HH
Hospital Departmental Delivery	HDD	34	HD
Veterinary Medicine	HVM	35	VM
Healthcare Other	HCO	36	HO
Packing List Return	HPL	37	PR

The special service MI is applicable on shipment level. Using MI & HCID option in Tag#5400 for US-US MPS shipment in package level displays a warning message - "**Special service(s) mismatch.**".

Refer to the sample transaction below.

Request	Reply
0,"020"1,"MPS M1 in 2nd pkg only"7,"EDISON"8,"NJ"9,"08837"11,"Recipient Co"12,"Recipient Co name"13,"387 Main Street"14,"FEDEX PARKWAY"15,"EDISON"16,"NJ"17,"08837"18,"1234567890"23,"1"25,"Intl Exp Shipment"26,"2500"50,"US"72,"1"74,"US"75,"lbs"79,"BOOKS"80,"US"116,"3"117,"US"119,"250100"187,"PNG"498,"256XXXXX5"1090,"USD"1116,"IN"1273,"01"1274,"01"1670,"1500"1670-2,"1500"1670-3,"1500"1958,"BBL"5400-2,"M1,HM"99,""	0,"120"1,"MPS M1 in 2nd pkg only"2,"2134"3," <b>Special service(s) mismatch.</b> "10,"6043XXXX3"29,"708199337081"29-2,"708199337092"29-3,"708199337107"30,"E2 LDJA"33,"A1"34,"61218"35,"6560"36,"00"37,"67778"60,"45"112,"45"194,"WED"195,"EWR"198,"LDJA"409,"06Dec23"431,"N"498,"256XXXXX5"526,"0201"526-2,"0201"526-3,"0201"552,"92565190150015005"552-2,"92565190150015005"553,"7387 Main Street"557,"01"557-2,"01"558,"5230"558-2,"5230"559,"The Service Option, FedEx Surround Elite, with code M1 is available at the shipment level only and has been removed from the package level."559-2,"The Service Option, FedEx Surround Elite, with code M1 is available at the shipment level only and has been removed from the package level."650,"TRK#"651,"0201"653,"E2 LDJA"656,"7081 9933 7081"658,"WED - 06 DEC 10:30A"659,"PRIORITY OVERNIGHT"660,"DSR"661,"08837"662,"NJ-US"663,"EWR"664,"1001892130760000

	883700708199337081"665,"585C3/8E24/D078"671,"2"671-2,"2"671-3,"2"1084,"LDJA "1090,"USD"1092,"5"1117,"1"1125,"0"1136,"E2"1274,"01"1598,"67778"1947,"100"1947-2,"490"1948,"3500"1948-2,"3060"2399,"3"2399-2,"0"2399-3,"0"2450,"10:30 AM"3062,"1"4565,"00"7651,"PRIORITY OVERNIGHT"7786,"Decl. Value Surcharge"7786-2,"5.0% FUEL"99,""
--	---

New Label format for Monitoring and Intervention (MI) Health Care Indicator (HCID) – Refer [Label Settings tab](#).

The Global shipment transaction now displays an error message when more than one MI type in tag 5400 is used. One MI is allowed per HCID shipment. The sample transaction is given below:

Request	Reply
0,"020"1,"US-US SPS"7,"MOSINEE"8,"WI"9,"544555243"11,"Recipient company"12,"Recipient contact name"13,"387 Main Street"14,"FEDEX PARKWAY"15,"MOSINEE"16,"WI"17,"544555243"18,"1234567890"23,"1"25,"Reference Info"26,"2500"50,"US"72,"1"74,"US"75,"lbs"79,"BOOKS"80,"US"113,"N"117,"US"119,"250100"187,"PNG"498,"256XXX015"1090,"USD"1116,"IN"1273,"01"1274,"01"1670,"1000"1958,"BBL"5400,"M1,M2,HC,HK"99,""	0,"120"1,"US-CA SPS"2,"2134"3," <b>Special service(s) mismatch.</b> "10,"60436XXX3"113,"Y"498,"256XXX015"1274,"01"1359,"NO EEI 30.36"1678,"FDX0"1933,"EN"1934,"2"7653,"Your Pkg"7654,"3"7655,"10:30"7700,"03"7701,"03"7702,"03"7703,"1"99,""

## FedEx Surround® Monitoring Invention (MI) Surcharges

New Surcharges are applicable for FedEx Surround® and the respective surcharges are as follows:

- FedEx Surround® Elite (MI1) - FedEx Surround Elite
- FedEx Surround® Premium (MI2) – FedEx Surround Premium
- FedEx Surround® Preferred (MI3) – FedEx Surround Preferred

The special service MI is applicable on shipment level. Using MI & HCID option in Tag#5400 for US-US MPS shipment in package level displays a warning message. Refer to the sample transaction below.

Request	Reply
0,"020"1,"MPS M1 in 2nd pkg only"7,"EDISON"8,"NJ"9,"08837"11,"Recipient Co"12,"Recipient Co name"13,"387 Main Street"14,"FEDEX PARKWAY"15,"EDISON"16,"NJ"17,"08837"18,"1234567890"23,"1"25,"Intl Exp Shipment"26,"2500"50,"US"72,"1"74,"US"75,"lbs"79,"BOOKS"80,"US"116,"3"117,"US"119,"250100"187,"PNG"498,"256XXXXX5"1090,"USD"1116,"IN"1273,"01"1274,"01"1670,"1500"1670-2,"1500"1670-3,"1500"1958,"BBL"5400-2,"M1,HM"99,""	0,"120"1,"MPS M1 in 2nd pkg only"2,"2134"3," <b>Special service(s) mismatch.</b> "10,"6043XXXX3"29,"708199337081"29-2,"708199337092"29-3,"708199337107"30,"E2 LDJA "33,"A1"34,"61218"35,"6560"36,"00"37,"67778"60,"45"112,"45"194,"WED"195,"EWR"198,"LDJA "409,"06Dec23"431,"N"498,"256XXXXX5"526,"0201"526-2,"0201"526-3,"0201"552,"92565190150015005"552-




	2,"92565190150015005"553,"7387 Main Street"557,"01"557- 2,"01"558,"5230"558-2,"5230"559,"The Service Option, FedEx Surround Elite, with code M1 is available at the shipment level only and has been removed from the package level."559- 2,"The Service Option, FedEx Surround Elite, with code M1 is available at the shipment level only and has been removed from the package level."650,"TRK#"651,"0201"653,"E2 LDJA "656,"7081 9933 7081"658,"WED - 06 DEC 10:30A"659,"PRIORITY OVERNIGHT"660,"DSR"661,"08837"662, "NJ- US"663,"EWR"664,"1001892130760000 883700708199337081"665,"585C3/8E24 /D078"671,"2"671-2,"2"671- 3,"2"1084,"LDJA "1090,"USD"1092,"5"1117,"1"1125,"0"1 136,"E2"1274,"01"1598,"67778"1947,"1 00"1947-2,"490"1948,"3500"1948- 2,"3060"2399,"3"2399-2,"0"2399- 3,"0"2450,"10:30 AM"3062,"1"4565,"00"7651,"PRIORITY OVERNIGHT"7786,"Decl. Value Surcharge"7786-2,"5.0% FUEL"99,""
--	--

## Pro Forma Invoice enhancements – tag 2944

The Proforma Invoice Report for International Express shipments displays 3<sup>rd</sup> address line in the consignee field. To generate the Pro Forma Invoice Report with Address line 3, use **tag#2944 -Recipient Address Line**

Figure 161: Pro Forma Invoice

**Pro Forma Invoice**
Page 1 of 1


  
 PRO-454962233994

<b>Ultimate Destination</b> IN <b>Purpose</b> Sold	<b>No. of Packages</b> 1	
<b>Date of Exportation</b> 13-Jun-2023	<b>Shipping Label No</b> 454962233994	<b>Currency</b> USD
<b>Shipper/Exporter</b> UNKNOWN SN2000 TEST 90126355550000 1680 RICHMOND AVE STATEN ISLAND, NY 103141529 US  <b>Shipper's Reference:</b> Step 00001-01-EXP INTL-CL <b>Food Shipment:</b> N	<b>Consignee:</b> [REDACTED] 9012638975 GV address2 Address3 COIMBATORE, TN 641014 IN  <b>Recipient Tax ID:</b>	<b>Importer</b>      <b>Importer Tax ID:</b>

Country/ Terr. of MFR	Description of Goods Packaging Type (Your Packaging)	Weight (LBS )	Qty	Unit Value	Commodity Value
IN	BOOKS	10.00	1		

<b>FREIGHT:</b>	0.00
<b>INSURANCE:</b>	0.00
<b>ADDITIONAL CHARGES:</b>	0.00
<b>TOTAL</b>	<b>Total Customs Value</b>
10.00	
<b>Terms of Sale:</b>	
<b>Total Invoice Value:</b>	

**SIGNATURE OF SHIPPER/EXPORTER:**  
 I declare that all the information contained in this invoice is true and correct.  
  
 UNKNOWN 13 Jun 23

Page 1 of 1

## Sample Transactions

Request	Reply
0,"020"1,"020 <b>International Express-01</b> US-IN"11,"Company name"12,"Contact name"13,"GV"14,"address2"15,"COIMBATORE"16,"TN"17,"641014"18,"90126 38975"23,"1"25,"Step 00001-01-EXP INTL-CL"50,"IN"53,"200"68,"USD"75,"lbs"76,"1"78,"100"79,"BOOKS"80,"IN"116,"1" 117,"US"119,"100"127,"100"187,"PNG"414,"IN"498,"413037"1090,"USD"1273 ,"01"1274,"01"1349,"S"1670,"1000"1958,"bag"2404,"YYYYYY" <b>2944,"Address3</b> "7801,"1"99,""	0,"120"1,"020 International Express-01 "10,"314114566"29,"454962233994"3 0,"EY CJBA "33,"AA"34,"32364"35,"1618"36,"00"3 7,"33982"60,"10"112,"10"116,"1"119, "100"194,"195,"BLR"198,"CJBA "409,"431,"N"498,"413037"526,"043 0"542,"650,"TRK#"651,"0430"652,"6 53,"EY CJBA "654,"655,"656,"4549 6223 3994"657,"658,"AA"659,"INTL PRIORITY"660,"ELB ETD"661,"641014"662,"TN-

	IN"663,"BLR"664,"1126241252091076 305000454962233994"665,"585C3/F8 5C/D078"668,""669,""670,""671,"2"10 84,"LLYA "1086,""1090,"USD"1092,"US001O"11 25,"0"1136,"EY"1274,"01"1359,"NO EEI 30.37 (a)"1393,"1618"1596,""1598,"33982"1 678,"FDX0"2399,"0"2450,""2817,"ID- DFB5F499-295F-4110-8293- C9E2E5DCA0DE"2818,"0"2819,"C:\Fed Ex\Fedex_ETDLabels\454962233994.P DF"4565,"00"5752,"0"7651,"INTL PRIORITY"7653,"Your Pkg"7654,"3"7655,"10:30"7700,"00"77 01,"00"7702,"00"7703,"3"7801-1- 1,"1"99,""
--	--

## C.O.D Service updates

The COD and ECOD Services are discontinued for the U.S. regions. Affected services are listed as follows.

**Table 142: COD service updates**

COD discontinued	COD continued
FXE US	FedEx FXE Freight COD
FXG US (COD and ECOD)	FXG COD US to Canada
Canada to US COD	Intra-Canada COD

Refer the following table for origin and destination in the U.S. Regions for the retirement of COD/ECOD feature.

**Table 143: COD Origin and Destinations for OpCo**

Origin	Destination	OpCo	Type	Allowed
US	US	FDXE	COD	N
US	US	FDXG	COD	N
US	US	FDXG	ECOD	N
CA	US	FDXE	COD	N
CA	US	FDXG	COD	N
CA	US	FDXG	ECOD	N
ROW (Rest of the World)	US	FDXE	COD	N

## EOD Report

The End-Of-Day (EOD) report is generated for applicable shipments, irrespective of Rates, and Surcharge field details.

Sample transaction:

Request	Reply
0,"007"1,"End of Day"498,"413034"99,""	0,"107"1,"End of Day"10,"314114140"498,"413034"1939,"1"1939- 2,"1"3025,"FDXE"3025-2,"FDXG"99,""

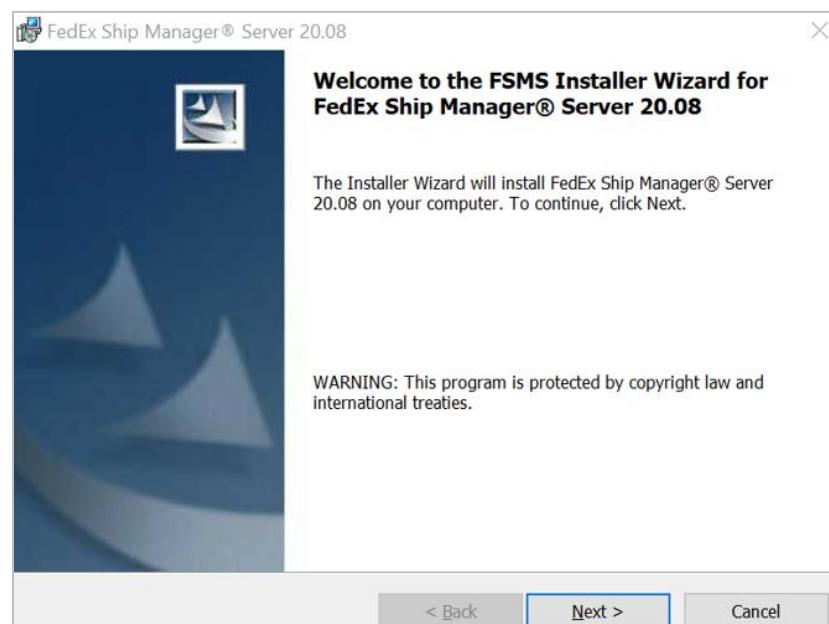
## New Label print options

New values are added for tag **187 - Label Format Value/Printer Type Indicator** to enable support for additional label formats such as **Zebra 4 x 8** and **Zebra 4 x 9**. The details are available in *FedEx Ship Manager® Server Transaction Coding and Reference Guide*.

## FedEx Ship Manager® Server installation window title updates

FedEx Ship Manager® Server installation window title is updated with branded trademark, *FedEx Ship Manager® Server*. the screen is shown below.

**Figure 162: FedEx Ship Manager® Server Installation window title**



## 2D Barcode enhancements

The 2D Barcode now supports all ASCII characters for barcode field such as company, name, contact details, address one, etc. To allow extended characters, select **Use "Microsoft Extended Characters Page"** checkbox available in *Meter Settings tab* of FedEx Ship Manager® Server configuration screen.

The list of supported characters are as follows:

HEX	DEC	ASCII / ISO 646	HEX	DEC	ASCII / ISO 646
30	48	0	60	96	'
31	49	1	61	97	A
32	50	2	62	98	B
33	51	3	63	99	C
34	52	4	64	100	D
35	53	5	65	101	E
36	54	6	66	102	F
37	55	7	67	103	G
38	56	8	68	104	H
39	57	9	69	105	I
3A	58	:	6A	106	J
3B	59	;	6B	107	K
3C	60	<	6C	108	L
3D	61	=	6D	109	M
3E	62	>	6E	110	N
3F	63	?	6F	111	O
40	64	@	70	112	P
41	65	A	71	113	Q
42	66	B	72	114	R
43	67	C	73	115	S
44	68	D	74	116	T
45	69	E	75	117	U
46	70	F	76	118	V
47	71	G	77	119	w
48	72	H	78	120	x
49	73	I	79	121	y
4A	74	J	7A	122	z
4B	75	K	7B	123	{
4C	76	L	7C	124	
4D	77	M	7D	125	}
4E	78	N	7E	126	~
4F	79	O	7F	127	DEL
20	32	SP			
21	33	!			
22	34	"			
23	35	#			
24	36	\$			
25	37	%			
26	38	&			
27	39	'			
28	40	(			
29	41	)			
2A	42	*			
2B	43	+			
2C	44	,			
2D	45	-			
2E	46	.			
2F	47	/			

Note: Double quote character --- " --- is disallowed, Reverse apostrophe / tick character --- ' --- can be used in place of the standard apostrophe character ' (when the apostrophe character is included in a transaction, it is re-mapped to the reverse apostrophe / tick character).

## FedEx Express® and FedEx Ground shipment Reports

FedEx Express and Ground shipment Reports now will have the chosen service names on shipment reports.

## Export Accompanying Document (EAD) number for Germany shipment

An Export Accompanying Document (EAD) is required for a German Export shipment exceeding 1000 Euros.

An option to enable/disable Export Accompanying Document (EAD) for Germany outbound shipments is provided in *System Settings* tab. The checkbox **Germany EAD Required** enables/disables the EAD, if shipment is Germany outbound shipment. Refer [Chapter 3System Settings tab](#).

## International MPS Shipment

The Multi-piece international shipments are not bundled during rating when an end of the Day/ close shipment is processed.

Refer to the following transaction sample.

Request	Reply
0,"020"1,"US-CA Intl MPS"7,"EDISON"8,"NJ"9,"08837"11,"Recipient Company"12,"Recipient Contact name"13,"387 Main Street"14,"FEDEX PARKWAY"15,"WINDSOR"16,"ON"17,"N8T1E9"18,"1234567890"23,"1"25,"Ref Info"26,"2500"50,"CA"72,"1"74,"CA"75,"lbs"79,"BOOKS"80,"US"113,"Y"116,"3"117,"US"119,"250100"187,"PNG"498,"25651XXX5"1090,"USD"1116,"IN"1273,"01"1274,"01"1670,"1500"1670-2,"1500"1670-3,"1500"1958,"BBL"99,""	0,"120"1,"US-CA Intl MPS"10,"60436XXX3"29,"711039064096"29-2,"711039064100"29-3,"711039064111"30,"XQ YQGA "33,"AM"34,"54407"35,"6369"36,"00"37,"60776"60,"45"112,"45"113,"Y"116,"3"119,"250100"195,"YQG"198,"YQGA "431,"N"498,"25651XXX5"526,"0430"526-2,"0441"526-3,"0441"650,"TRK#"650-2,"MPS#"650-3,"MPS#"651,"0430"651-2,"0441"651-3,"0441"652,"## MASTER ## "652-2,"Mstr# 7110 3906 4096"652-3,"Mstr# 7110 3906 4096"653,"XQ YQGA "653-2,"XQ YQGA "653-3,"XQ YQGA "655,"1 of 3"655-2,"2 of 3"655-3,"3 of 3"656,"7110 3906 4096"656-2,"7110 3906 4100"656-3,"7110 3906 4111"657-2,"0430"657-3,"0430"658,"AM"658-2,"AM"658-3,"AM"659,"INTL PRIORITY"659-2,"INTL PRIORITY"659-3,"INTL PRIORITY"660,"DSR"660-2,"DSR"660-3,"DSR"661,"N8T 1E9"661-2,"N8T 1E9"661-3,"N8T 1E9"662,"ON-CA"662-2,"ON-CA"662-3,"ON-CA"663,"YQG"663-2,"YQG"663-3,"YQG"664,"1009982540440459053500711039064096"664-2,"101177184044045905350071103906410

	0"664- 3,"101177184044045905350071103906411 1"665,"585C2/A134/D078"665- 2,"585C2/A134/D078"665- 3,"585C2/A134/D078"671,"2"671-2,"2"671- 3,"2"1084,"LDJA "1090,"USD"1092,"US001O"1123,"7110390 64096"1124,"0430"1125,"0"1136,"XQ"1274, "01"1359,"NO EEI 30.36"1533,"60776"1598,"60776"1678,"FDX 0"1933,"EN"1934,"2"1947,"100"1947- 2,"860"1947-3,"490"1948,"2940"1948- 2,"675"1948- 3,"2754"2399,"3"4565,"00"4890,"6369"489 2,"60776"5752,"0"7651,"INTL PRIORITY"7653,"Your Pkg"7654,"3"7655,"10:30"7700,"03"7701,"0 3"7702,"03"7703,"1"7786,"Insured value"7786-2,"Demand Surcharge"7786- 3,"Fuel"99,""
--	--

## Canada and Mexico shipments

The Rate Quote transaction for Canada Origin shipments no longer returns the applicable taxes such as Goods and Service tax (GST), Sales tax (QST), and Harmonized Sales tax (HST). The sample transactions are as follows:

Sample transactions:

Request	Reply
0,"020"1,"45XXX2"4,"Barcode department"5,"100000 FedEx Gnd Drive fourth floor"6,"West Wing"7,"ST JOHN's"8,"NF"9,"A1A0B3"10,"710027285"11,"Recipient company"12,"Recipient contact name"13,"387MainStreet"14,"FEDEXPARKWAY"15,"ST JOHN's"16,"NF"17,"A1B4M6"18,"1234567890"20,"71002XXX5"23 ,"1"32,"Sender contact name"50,"CA"69,"15000"75,"LBS"79,"BOOKS"80,"US"116,"1"117 ,"CA"498,"1XXX92"1090,"CAD"1273,"01"1274,"03"1670,"1000"9 9,""	0,"120"1,"45XXX2"10,"71002XXX5"29,"7103977999 99"30,"3B YYTA "33,"AM"34,"6135"35,"1155"36,"2335"37,"4955"60 ,"10"112,"10"195,"YYT"198,"YYTA "431,"N"498,"1XXX92"650,"TRK#"651,"0451"653,"3 B YYTA "656,"7103 9779 9999"658,"AM"659,"** 2DAY **"661,"A1B 4M6"662,"NF- CA"663,"YYT"664,"10134251340400285192007103 97799999"665,"585C4/24A0/D078"671,"2"1084,"Y YTA "1090,"CAD"1092,"6"1125,"0"1136,"3B"1274,"03"1 533,"4955"1596,"0"1598,"4955"1947,"100"1947- 2,"490"1948,"395"1948- 2,"760"2399,"0"4565,"00"4890,"1155"4892,"4955" 7651,"** 2DAY **"7653,"Your Pkg"7654,"2"7655,"16:30"7786,"Insured value"7786-2,"Fuel"99,""

## Surcharge Updates

### OPA/ODA Remote Surcharge

The FedEx Express® Domestic shipment transaction now displays new Out of Pickup Area (OPA) Remote Surcharges. The list of new surcharge values are as follows:

**Table 144: Remote Surcharges for OPA/OPD**

Surcharge Code	Surcharges
DBR	Out of Pick Up Area Commercial
DBS	Out of Delivery Area Commercial
DBP	Out of Pick Up Area Remote
DBQ	Out of Delivery Area Remote

Sample transactions:

Request	Reply
0,"020"1,"4XXX52"4,"Company name"5,"100000 FedEx Gnd Drive fourth floor"6,"West Wing"7,"BUDAPEST"8,"HU"9,"1185"10,"612X XXX70"11,"Recipient Company name"12,"Recipient Contact name"13,"387MainStreet"14,"FEDEXPARKWAY"15,"VESZPREM"16,"HU"17,"8200"18,"123 4567890"20,"612XXXX70"23,"1"32,"Contact Name"50,"HU"57,"10"57-2,"10"57-3,"10"58,"10"58-2,"10"58-3,"10"59,"158"59-2,"158"59-3,"158"75,"KGS"79,"BOOKS"116,"3"117,"HU"498,"2564XXXX6"1090,"HUF"1116,"C"1273,"01"1274,"D6"1670,"8000"1670-2,"7900"1670-3,"9000"2399,"4"99,""	0,"120"1,"44XXX2"10,"6121XXX70"29,"685814591046"29-2,"685814591057"29-3,"685814591068"30,"9J ZFPC "33,"H1"34,"12748800"35,"1817278"36,"5099520"37,"9466558"60,"24 90"112,"2490"195,"BUD"198,"ZFPC "431,"N"498,"2564XXXX6"526-2,"0891"526-3,"0891"650,"TRK#"650-2,"MPS#"650-3,"MPS#"651,"0881"651-2,"0891"651-3,"0891"652,"## MASTER ## "652-2,"Mstr# 6858 1459 1046"652-3,"Mstr# 6858 1459 1046"653,"9J ZFPC "653-2,"9J ZFPC "653-3,"9J ZFPC "655,"1 of 3"655-2,"2 of 3"655-3,"3 of 3"656,"6858 1459 1046"656-2,"6858 1459 1057"656-3,"6858 1459 1068"657-2,"0881"657-3,"0881"658,"H1"658-2,"H1"658-3,"H1"659,"PRIORITY FRT"659-2,"PRIORITY FRT"659-3,"PRIORITY FRT"661,"8200"661-2,"8200"661-3,"8200"662,"-HU"662-2,"-HU"662-3,"-HU"663,"BUD"663-2,"BUD"663-3,"BUD"664,"1495592811041403033600685814591046"664-2,"1495870011041403033600685814591057"664-3,"1495870011041403033600685814591068"665,"585C1/5741/D078"665-2,"585C1/5741/D078"665-3,"585C1/5741/D078"671,"2"671-2,"2"671-3,"2"673,"2"1084,"BUDA "1090,"HUF"1092,"1"1123,"685814591046"1124,"0881"1125,"0"1136,"9J"1274,"D6"1507,"2490415"1519,"12748800"1525,"5772657"1528,"15 239215"1596,"0"1598,"9466558"1599,"15239215"1945,"450"1945-2,"440"1945-3,"223"1945-4,"860"1945-5,"575"1945-6,"865"1945-7,"242"1945-8,"490"1946,"423300"1946-2,"423300"1946-3,"137500"1946-4,"15000"1946-5,"4000"1946-6,"17000"1946-7,"25000"1946-8,"1445315"1947,"450"1947-2,"440"1947-3,"223"1947-4,"860"1947-5,"575"1947-6,"865"1947-7,"242"1947-8,"490"1948,"338640"1948-2,"423300"1948-3,"110000"1948-4,"15000"1948-5,"4000"1948-6,"17000"1948-7,"11250"1948-



	8,"898088"2399,"0"2848,"450"2848-2,"440"2848-3,"223"2848-4,"860"2848-5,"575"2848-6,"865"2848-7,"242"2848-8,"490"2849,"338640"2849-2,"423300"2849-3,"110000"2849-4,"15000"2849-5,"4000"2849-6,"17000"2849-7,"11250"2849-8,"898088"2854,"12748800"2855,"5099520"2856,"1817278"2857,"9466558"2860,"00"2873,"HUF"2875,"9466558"4028,"HUF"4565,"00"4568,"00"7651,"PRIORITY FRT"7653,"Your Pkg"7654,"1"7655,"17:00"7786,"Out of Delivery Area Tier C" <b>7786-2,"Out of Pickup Area - Commercial"7786-3,"Additional handling surcharge - Freight"7786-4,"Demand Surcharge"7786-5,"Waybill"7786-6,"Demand - Additional Handling Surcharge"7786-7,"Multi-Piece Shipment"7786-8,"Fuel"7787,"Out of Delivery Area Tier C"7787-2,"Out of Pickup Area - Commercial"7787-3,"Additional handling surcharge - Freight"7787-4,"Demand Surcharge"7787-5,"Waybill"7787-6,"Demand - Additional Handling Surcharge"7787-7,"Multi-Piece Shipment"7787-8,"Fuel"7788,"Out of Delivery Area Tier C"<b>7788-2,"Out of Pickup Area - Commercial"7788-3,"Additional handling surcharge - Freight"7788-4,"Demand Surcharge"7788-5,"Waybill"7788-6,"Demand - Additional Handling Surcharge"7788-7,"Multi-Piece Shipment"7788-8,"Fuel"99,""</b> </b>
--	--

## Dynamic Surcharge

New Dynamic Surcharge codes are added to dynamic surcharging field tags, details are given below.

New codes	Surcharge Description
241	Toll - Germany Only
242	Multi Piece Shipment
243	High Density
244	Enhanced Security
245	Single Piece
246	Receiver Pay (bill consignee)
694	OVERWEIGHT
800	OTHER SURCHARGE

## Additional Handling Surcharge

Additional Handling surcharge (AHS) Packaging options for rate/route or shipping transaction with tag # 3018. Non-Standard Container includes the following surcharges:

- AHS Dims
- AHS Weight
- Non-Standard Packaging
- Oversize
- AHS Freight

The tag 3018 –Non-Standard Container Flag included in package level shipment is applicable at Master level account only. Child level will inherit the Non-Standard Container Flag only at shipment level. Any related child packages will not inherit the options. Refer the below sample transactions.

Sample 1: Additional Handling Surcharge – Package Dimension

Request	Reply
0,"020"1,"TC#1- Intl Express-NSP"11,"Recipient co"12,"Recipient name"13,"387 Main Street"14,"FEDEX PARKWAY"15,"QUEBEC"16,"QC"17,"G0A1A2"18,"1234567 890"23,"1"25,"TC#1- Intl Express-NSP"26,"2501"50,"CA"72,"1"74,"CA"75,"lbs"79,"BOOKS"79-2,"BOOKS"79-3,"BOOKS"80,"US"80-2,"US"80-3,"US"117,"US"119,"250100"187,"PNG"999,"Testing FXRS"1090,"USD"1116,"IN"1139,"123456789"1273,"01"12 74,"01"1349,"S"1350,"123456789"1670,"1000"1670-2,"1000"1670-3,"1000"1958,"BBL" <b>3018</b> ,"Y"99,""	0,"120"1,"TC#1- Intl Express-NSP"10,"407107780"29,"707266410200"29-2,"707266410211"29-3,"707266410222"30,"NZ YQBB "33,"O3"34,"47713"35,"13481"36,"00"37,"61194"60,"30" 112,"30"116,"3"119,"250100"195,"YMX"198,"YQBB "431,"N"498,"150XXX"526,"0430"526-2,"0441"526-3,"0441"557,"01"558,"5149"650,"TRK#"650-2,"MPS#"650-3,"MPS#"651,"0430"651-2,"0441"651-3,"0441"652,"## MASTER ## "652-2,"Mstr# 7072 6641 0200"652-3,"Mstr# 7072 6641 0200"653,"NZ YQBB "653-2,"NZ YQBB "653-3,"NZ YQBB "655,"1 of 3"655-2,"2 of 3"655-3,"3 of 3"656,"7072 6641 0200"656-2,"7072 6641 0211"656-3,"7072 6641 0222"657-2,"0430"657-3,"0430"658,"O3"658-2,"O3"658-3,"O3"659,"INTL PRIORITY"659-2,"INTL PRIORITY"659-3,"INTL PRIORITY"660,"DSR"660-2,"DSR"660-3,"DSR"661,"G0A 1A2"661-2,"G0A 1A2"661-3,"G0A 1A2"662,"PQ-CA"662-2,"PQ-CA"662-3,"PQ-CA"663,"YMX"663-2,"YMX"663-3,"YMX"664,"1009982530740184249800707266410200"6 64-2,"1011771830740184249800707266410211"664-3,"1011771830740184249800707266410222"665,"583C3 /8E24/FE2D"665-2,"583C3/8E24/FE2D"665-3,"583C3/8E24/FE2D"671,"2"671-2,"2"671-3,"2"1084,"LNSA "1090,"USD"1092,"US001O"1123,"707266410200"1124," 0430"1125,"O"1136,"NZ"1274,"01"1359,"NO EEI 30.36"1533,"61194"1598,"61194"1678,"FDX0"1678-2,"FDX1"1678-3,"FDX2"1947,"100"1947-2,"220"1947-3,"860"1947-4,"450"1947-5,"490"1948,"3220"1948-2,"2150"1948-3,"450"1948-4,"4900"1948-5,"2761"2399,"3"4565,"00"4890,"13481"4892,"61194"57 52,"O"7651,"INTL PRIORITY"7653,"Your Pkg"7654,"3"7655,"10:30"7700,"03"7701,"03"7702,"03"7 703,"1"7786,"Insured value" <b>7786-2</b> ," <b>Additional handling surcharge - packaging</b> " <b>7786-3</b> ," <b>Demand Surcharge</b> " <b>7786-4</b> ," <b>Out of Delivery Area Tier B</b> " <b>7786-5</b> ," <b>Fuel</b> "99,""

Sample 2: US Domestic MPS

Request	Reply
0,"020"1,"TC#1-US Domestic Express-MPS with Tag# <b>3018-NSP</b> "11,"Recipient co"12,"Auto Step 001"13,"387 Main Street"14,"FEDEX PARKWAY"15,"New York"16,"NY"17,"10001"18,"1234567890"23,"1"25,"US Domestic Express-MPS with Tag# <b>3018-NSP</b> "26,"100"50,"US"75,"lbs"117,"US"187,"P NG"999,"Testing	0,"120"1,"TC#1-US Domestic Express-MPS with T"10,"40710XXX0"29,"707266410082"29-2,"707266410093"29-3,"707266410108"30,"E3 TSSA "33,"A1"34,"20992"35,"9381"36,"00"37,"30373"60,"45"112,"45"194,"T UE"195,"EWR"198,"TSSA "409,"05Dec23"431,"N"498,"15XXX1"526,"0201"526-2,"0201"526-3,"0201"552,"90001504910010008"552-2,"90001504910015003"552-3,"90001504910020009"553,"7387 Main Street"650,"TRK#"650-2,"TRK#"650-3,"TRK#"651,"0201"651-2,"0201"651-3,"0201"653,"E3

FXRS"1116,"IN"1273,"01"1274,"01"1670,"1000"1670-2,"1500"1670-3,"2000" <b>3018</b> ,"Y" <b>3018-2</b> ,"Y" <b>3018-3</b> ,"Y"99,""	TSSA "653-2,"E3 TSSA "653-3,"E3 TSSA "656,"7072 6641 0082"656-2,"7072 6641 0093"656-3,"7072 6641 0108"658,"TUE - 05 DEC 10:30A"658-2,"TUE - 05 DEC 10:30A"658-3,"TUE - 05 DEC 10:30A"659,"PRIORITY OVERNIGHT"659-2,"PRIORITY OVERNIGHT"659-3,"PRIORITY OVERNIGHT"661,"10001"661-2,"10001"661-3,"10001"662,"NY-US"662-2,"NY-US"662-3,"NY-US"663,"EWR"663-2,"EWR"663-3,"EWR"664,"1001891730610001000100707266410082"664-2,"1001891730610001000100707266410093"664-3,"1001891730610001000100707266410108"665,"583C3/8E24/FE2D"665-2,"583C3/8E24/FE2D"665-3,"583C3/8E24/FE2D"671,"2"671-2,"2"671-3,"2"1084,"LNSA "1090,"USD"1092,"2"1117,"1"1125,"0"1136,"E3"1274,"01"1596,"0"1598,"0"1947,"220"1947-2,"865"1947-3,"490"1948,"5850"1948-2,"2085"1948-3,"1446"2399,"0"2399-2,"0"2399-3,"0"2450,"10:30 AM"3062,"1"4565,"00" <b>7651</b> ,"PRIORITY OVERNIGHT" <b>7786</b> ,"Additional Handling Surcharge - Packaging" <b>7786-2</b> ,"Peak - Additional Handling Surcharge" <b>7786-3</b> ,"5.0% FUEL"99,""
---	--

Sample 3: Us international – MPS

Request	Reply
0,"020"1,"TC#1- Intl Express-NSP"11,"Recipient co"12,"Auto Step 004"13,"387 Main Street"14,"FEDEX PARKWAY"15,"QUEBEC"16,"QC"17,"G0A1A2"18,"1234567890"23,"1"25,"TC#1- Intl Express-NSP"26,"2501"50,"CA"72,"1"74,"CA"75,"lbs"79,"BOOKS"79-2,"BOOKS"79-3,"BOOKS"80,"US"80-2,"US"80-3,"US"117,"US"119,"250100"187,"PNG"999,"Testing FXRS"1090,"USD"1116,"IN"1139,"123456789"1273,"01"1274,"01"1349,"S"1350,"123456789"1670,"1000"1670-2,"1000"1670-3,"1000"1958,"BBL" <b>3018</b> ,"Y"99,""	0,"120"1,"TC#1- Intl Express-NSP"10,"40710XXX0"29,"707266410200"29-2,"707266410211"29-3,"707266410222"30,"NZ YQBB "33,"O3"34,"47713"35,"13481"36,"00"37,"61194"60,"30"112,"30"116,"3"119,"250100"195,"YMX"198,"YQBB "431,"N"498,"15XXX1"526,"0430"526-2,"0441"526-3,"0441"557,"01"558,"5149"559,"A Commercial Invoice or Proforma Invoice is required for the shipment. Please ensure the required trade document is provided before the cutoff time to aid in avoiding clearance delays."650,"TRK#"650-2,"MPS#"650-3,"MPS#"651,"0430"651-2,"0441"651-3,"0441"652,"## MASTER ## "652-2,"Mstr# 7072 6641 0200"652-3,"Mstr# 7072 6641 0200"653,"NZ YQBB "653-2,"NZ YQBB "653-3,"NZ YQBB "655,"1 of 3"655-2,"2 of 3"655-3,"3 of 3"656,"7072 6641 0200"656-2,"7072 6641 0211"656-3,"7072 6641 0222"657-2,"0430"657-3,"0430"658,"O3"658-2,"O3"658-3,"O3"659,"INTL PRIORITY"659-2,"INTL PRIORITY"659-3,"INTL PRIORITY"660,"DSR"660-2,"DSR"660-3,"DSR"661,"G0A 1A2"661-2,"G0A 1A2"661-3,"G0A 1A2"662,"PQ-CA"662-2,"PQ-CA"662-3,"PQ-CA"663,"YMX"663-2,"YMX"663-3,"YMX"664,"1009982530740184249800707266410200"664-2,"1011771830740184249800707266410211"664-3,"1011771830740184249800707266410222"665,"583C3 /8E24/FE2D"665-2,"583C3/8E24/FE2D"665-3,"583C3/8E24/FE2D"671,"2"671-2,"2"671-3,"2"1084,"LNSA "1090,"USD"1092,"US001O"1123,"707266410200"1124,"0430"1125,"0"1136,"NZ"1274,"01"1359,"NO EEI 30.36"1533,"61194"1598,"61194"1678,"FDX0"1678-

---

	2,"FDX1"1678-3,"FDX2"1947,"100"1947-2,"220"1947-3,"860"1947-4,"450"1947-5,"490"1948,"3220"1948-2,"2150"1948-3,"450"1948-4,"4900"1948-5,"2761"2399,"3"4565,"00"4890,"13481"4892,"61194"5752,"0"7651,"INTL PRIORITY"7653,"Your Pkg"7654,"3"7655,"10:30" <b>7700,"03"7701,"03"7702,"03"7703,"1"7786,"Insured value"7786-2,"Additional handling surcharge - packaging"7786-3,"Demand Surcharge"7786-4,"Out of Delivery Area Tier B"7786-5,"Fuel"99,""</b>
--	---

## Tag updates and Sample transactions

### Renamed tags

The below set of tags are renamed, and the details are in the below table.

tag #	Old Name	New Name
650	Tracking Number Tag	Operational Element No. 2 - Tracking Number Tag
651	Form Code	Operational Element No. 3 - Form Code
652	Master Tag and Number	Operational Element No. 4 - Master Tag and Number
653	FXE Routing Code	Operational Element No. 5 - FXE Routing Code
654	FXE Facility Sort Code	Operational Element No. 6 - FXE Facility Sort Code
655	Piece Count	Operational Element No. 9 - Piece Count
656	Tracking Number	Operational Element No. 10 - Tracking Number
657	Master Form Code	Operational Element No. 11 - Master Form Code
658	Planned Service Level	Operational Element No. 12 - Planned Service Level
659	Product Name	Operational Element No. 13 - Product Name
660	Special Handling Acronyms	Operational Element No. 14 - Special Handling Acronyms
661	Destination Postal Code	Operational Element No. 15 - Destination Postal Code
662	Destination State-Country	Operational Element No. 16 - Destination State-Country
663	Destination Airport	Operational Element No. 17 - Destination Airport
2551	Transaction Log Retention Period	Transaction Log Retention Period (days).

### Memory Allocation for Common Services -Tag 726

Description for the tag 726 – *Memory Allocation for Common Services* is updated. The details are given in the below table.

“This tag is used to allocate memory for Common Services FedEx Ship Manager® Server and is considered a maximum value. This tag is used as a reply tag in 070/170 Query transaction or update or to list meter information. The value for this tag is represented in megabytes, for example in a transaction: 726,"1024" = 1024 MB.”

### Express Rate Pricing Option - Tag 731

Details for the tag 731 – Express Rate Pricing Option is updated.

**Figure 163: tag 731**

Tag characteristic	Old value	New value
Field Level	Package	Shipment
Multi-occurrence	"yes"	"no"

### 004/140 Tracking number transaction

During a 004/140 – Tracking number Request/Reply transaction, an error message is displayed for SmartPost Delivery confirmation, when current range of tracking numbers are exhausted or unavailable.

Sample transactions:

**Table 145: 004/140 transaction sample**

Request	Reply
0,"004"1,"Assign Tracking Number"498,"XXXXXX"499,"17"99,""	0,"104"1,"Assign Tracking Numb"2,"0949"3,"Delivery confirmation numbers range is either exhausted or not available, please call Hotline/Production Support."99,""

## SmartPost Enabled Flag - Tag 2564

A new tag, **2564 - SmartPost Enabled Flag** is included in Meter Query Transactions. This tag indicates the enablement/disablement of SmartPost service when a Meter Query request is processed for selected meter. The details are as follows:

**Table 146: SmartPost Enabled Flag**

Field ID	Field Name	Update	Affected Transaction
2564	SmartPost Enabled Flag	New Field	070 Meter Query transaction
	<b>Description</b>  This tag is used to retrieve the "flag" that determines if shipping type of meter is configured as SmartPost  (outbound) Enabled / Disabled.		
	<b>Valid values</b>  Y = Enabled (turn on)  N = Disabled (turn off)		
	<b>Type:</b> A (Alphabet)	<b>Minimum Length:</b> 1	<b>Maximum Length:</b> 1
	<b>Multiple Occurrence:</b> No	<b>Input/Output:</b> O	<b>Carrier:</b> FDXS
	<b>Default Value:</b> N	<b>Optionality:</b> Optional	<b>Level:</b> Shipment / Configuration
	<b>Service Impacted:</b> NA		

Sample transactions:

Request	Reply
0,"070"1,"Meter List Query - With Master Meter Number"498,"179XXX"556,"2"2564,"Y"9744,"01"9746,"2008"99,""	0,"170"1,"Meter List Query - With Master Meter Number"4,"MEMPHIS"5,"10 FED EX PKWY"6,""7,"COLLIERVILLE"8,"TN"9,"380178711"10,"60658XXXX"32,"Contact Name"38,""117,"US"183,"9012634XXXX000"497,"179XXX"498,"179590"538,""561,"N"562,"0"563,"0"564,"0"565,"0"566,"1"567,"N"568,""569,"0000"571,""595,"0300"596,"Y"597,"Y"598,"21"599,"0400"617,"8083"621,""629,"N"638,"N"639,"001"639-2,"002"639-3,"003"639-4,"004"639-5,"005"639-6,"006"640,"N"640-2,"Y"640-3,"Y"640-4,"Y"640-5,"Y"640-6,"Y"642,"N"674,"432776534425"675,"432776784414"676,"432776534425"689,"..\EXPORT1.TXT"689-2,"..\EXPORT2.TXT"689-3,"..\EXPORT3.TXT"689-4,"..\EXPORT4.TXT"689-5,"..\EXPORT5.TXT"689-6,"..\EXPORT6.TXT"719,"21"720,"Y"721,"7"722,"N"723,"7"724,"N"725,"7"726,"2048"727,"N"730,"N"732,""1023,"Central Standard Time"1084,"HKAA"1209,"N"1311,"0"1312,"0"1313,"0"1331,"Y"1332,"Y"1339,""1341,""1370,"3"1373,""1374,"N"1375,"1"1379,"..\fedex_admn\BACKUP1"1379-

	2,"..\fedex_admn\BACKUP2"1387,"2300"1455,"N"1588,"O"1588-2,"O"1595,"O"1595-2,"O"1606,"O"1606-2,"O"1619,"EXP"1654,"B"1680,"01"1687,"Y"1688,"1"1804,""2028,"N"2266,"RTF"2398,"O"2420,""2425,"00000"2452,""2550,"NN"2551,"5"2552,"0200"2553,"N"2554,"N"2555,"Y"2564,"N"2713,"04"2805,"N"2820,"O"2850,"NNNNNN"2850-2,"NNNNNN"2850-3,""2850-4,""3014,"N"3025,"FDXE"3025-2,"FDXG"3025-3,"FXFR"3025-4,"FDXS"3062,"1"3062-2,"1"3062-3,"1"3062-4,"3"3180,"N"3181,"Y"3372,"42001"5654,"N"6112,""6113,""6114,""6115,""7350,"2"7351,"100000"7705,"N"7717,"0330"7717-2,"0330"7717-3,"0330"7717-4,"0000"7718,"1"7718-2,"1"7718-3,"1"7718-4,"O"7785,"Y"9913,"O"99,""
--	---

## Enable Label Logging capability – Tag 732

A new tag 732 – Enable Label Logging capability is provided to enable or disable the Label logging capability.

**Figure 164: Tag 732 - Enable Label Logging capability**

Field ID	Field Name	Update	Affected Transaction
<b>732</b>	Enable Label Logging capability	New Field	020 Global shipment transaction
<b>Description</b> This tag will represent the enablement / disablement for capturing a label transaction to an appropriate log file for a shipment. The tag is used in either a 070-list meter information, or as a parent for a sister tag #729 Label Logging Retention Period (days).			
<b>Valid values</b> N – Do not generate label logging file Y – Generate label logging file			
<b>Type:</b> A (Alphabet)		<b>Minimum Length:</b> 1	<b>Maximum Length:</b> 1
<b>Multiple Occurrence:</b> No		<b>Input/Output:</b> I/O	<b>Carrier:</b> FDXE, FDXG, FDXS
<b>Default Value:</b> N		<b>Optionality:</b> Optional	<b>Level:</b> NA
<b>Service Impacted:</b> Shipping			

## 050 - Service Types and Special Services request transaction

- The **050 - Service Types and Special Services request transaction** now returns updated details when the tag #1989 function is included. The values for the tag 1989 - 4 ("Versioning") / 5 ("Available Software Updates") / 6 ("Update Software Now") and tag 497-Master meter number is displayed in 150- reply transaction.
- The 170 – Meter Query reply transaction now displays tag 497-master meter and tag 498- meter number in the list of meter information.

*Note: The master meter number is displayed for transactions performed with both master and child meter.*

- An Error message 'Shipper Account Number cannot be found in the system' is displayed when an invalid or non-configured meter is used in the 050/150 Service types and Special services transaction.

## Sample Transaction

Request	Reply
0,"050"1,"System Information and Control"9,"33021"17,"33021"50,"US"117,"US"498,"4234234"1989,"03"99,""	0,"150"1,"System Information and Control"2,"2401"3," <b>Shipper Account Number cannot be found in the system.</b> "9,"33021"10,"450593044"17,"33021"50,"US"117,"US"498,"4130XX"1989,"03"99,""

### Allow Intra-country Shipping Flag - Tag 735

A new tag, **735- Allow Intra-country Shipping Flag** is included in Meter Query Transactions. This tag indicates the applicable intra-country shipment when a Meter Query request is processed for selected meter. The details are as follows:

**Table 147: Allow Intra-country Shipping Flag**

Field ID	Field Name	Update	Affected Transaction
<b>735</b>	Allow Intra-country Shipping Flag	New Field	080/185 Country Query Request/Reply transaction
	<b>Description</b> This tag is used to indicate the allowance of intra- country shipping. It is an output only tag included in 185 – Country Query Reply transaction.		
	<b>Valid values</b> Y = intra-country shipping is allowed N = intra-country shipping is not allowed		
	<b>Type:</b> A (Alphabet)	<b>Minimum Length:</b> 1	<b>Maximum Length:</b> 1
	<b>Multiple Occurrence:</b> No	<b>Input/Output:</b> O	<b>Carrier:</b> FDXE, FDXG
	<b>Default Value:</b> N	<b>Optionality:</b> Required	<b>Level:</b> Shipment
	<b>Service Impacted:</b> Country Query		

### 085/185 Country Query transaction

When transaction is processed, the following information is displayed in the reply transaction.

- Tag 69, Carriage Value
- Tag 1266, Saturday Delivery Flag
- Tag 1267, Saturday Pickup Flag
- Tag 190, Document Shipment Flag
- Tag 1933, Commercial Invoice Language Code
- Tag 1934, Customs Documentation Requirements
- Tag 1949, Transportation Pay Type
- Tag 1950, Duty/Tax Pay Type
- Tag 1952, SED Required Country
- Tag 1953, Minimum DCV
- Tag 1955, Country Alias Flag



- Tag 5790, Letterhead / Signature Required

Tag in 085 reply transaction	Values in 185 reply transaction
Tag 117 with Sender Country Code as empty	<ul style="list-style-type: none"> <li>• Tag 50, Recipient Country</li> <li>• Tag 735, Allow Intra-country Shipping Flag</li> <li>• Tag 1324, Recipient Country Description</li> <li>• Tag 1954, Ship to Country Flag</li> <li>• Tag 1955, Country Alas Flag</li> </ul>
Tag 117 with Sender Country Code, has a valid country code	<ul style="list-style-type: none"> <li>• Tag 50, Recipient Country</li> <li>• Tag 735, Allow Intra-country Shipping Flag</li> <li>• Tag 1324, Recipient Country Description</li> <li>• Tag 1951, Postal Aware Country</li> <li>• Tag 1954, Ship to Country Flag</li> </ul>

Sample Transactions:

The tag **735- Allow Intra-country Shipping Flag** displays Y if domestic shipment is applicable and N if domestic is not applicable for a country.

Request	Reply
0,"085"1,"Country Query Request with tag#117 as empty"117,""99,""	0,"185"1,"Country Query Request with tag#117 as empty"50,"AD"50-1,"AE"50-2,"AG"50-3,"AG"50-4,"AI"50-5,"AL"50-6,"AM"50-7,"AO"50-8,"AR"50-9,"AS"50-10,"AT"50-11,"AU"50-12,"AW"50-13,"AZ"50-14,"BA"50-15,"BB"50-16,"BD"50-17,"BE"50-18,"BF"50-19,"BG"50-20,"BH"50-21,"BI"50-22,"BJ"50-23,"BM"50-24,"BN"50-25,"BO"50-26,"BQ"50-27,"BQ"50-28,"BQ"50-29,"BQ"50-30,"BR"50-31,"BS"50-32,"BT"50-33,"BW"50-34,"BY"50-35,"BZ"50-36,"CA"50-37,"CD"50-38,"CG"50-39,"CH"50-40,"CI"50-41,"CK"50-42,"CL"50-43,"CM"50-44,"CN"50-45,"CO"50-46,"CR"50-47,"CV"50-48,"CW"50-49,"CY"50-50,"CZ"50-51,"DE"50-52,"DJ"50-53,"DK"50-54,"DM"50-55,"DO"50-56,"DZ"50-57,"EC"50-58,"EE"50-59,"EG"50-60,"ER"50-61,"ES"50-62,"ET"50-63,"FI"50-64,"FJ"50-65,"FM"50-66,"FO"50-67,"FR"50-68,"GA"50-69,"GB"50-70,"GD"50-71,"GE"50-72,"GF"50-73,"GH"50-74,"GI"50-75,"GL"50-76,"GM"50-77,"GN"50-78,"GP"50-79,"GP"50-80,"GR"50-81,"GT"50-82,"GU"50-83,"GY"50-84,"HK"50-85,"HN"50-86,"HR"50-87,"HT"50-88,"HU"50-89,"ID"50-90,"IE"50-91,"IL"50-92,"IN"50-93,"IQ"50-94,"IS"50-95,"IT"50-96,"JM"50-97,"JO"50-98,"JP"50-99,"KE"50-100,"KG"50-101,"KH"50-102,"KN"50-103,"KR"50-104,"KW"50-105,"KY"50-106,"KZ"50-107,"LA"50-108,"LB"50-109,"LC"50-110,"LI"50-111,"LK"50-112,"LR"50-113,"LS"50-114,"LT"50-115,"LU"50-116,"LV"50-117,"LY"50-118,"MA"50-119,"MC"50-120,"MD"50-121,"ME"50-122,"MF"50-123,"MG"50-124,"MH"50-125,"MK"50-126,"ML"50-127,"MN"50-128,"MO"50-129,"MP"50-130,"MQ"50-131,"MR"50-132,"MS"50-133,"MT"50-134,"MU"50-135,"MV"50-136,"MW"50-137,"MX"50-138,"MY"50-139,"MZ"50-140,"NA"50-141,"NC"50-142,"NE"50-143,"NG"50-144,"NI"50-145,"NL"50-146,"NO"50-147,"NP"50-148,"NZ"50-149,"OM"50-150,"PA"50-151,"PE"50-152,"PF"50-153,"PG"50-154,"PH"50-155,"PK"50-156,"PL"50-157,"PR"50-158,"PS"50-159,"PT"50-160,"PW"50-161,"PY"50-162,"QA"50-163,"RE"50-164,"RO"50-165,"RS"50-166,"RU"50-167,"RW"50-168,"SA"50-169,"SC"50-170,"SE"50-171,"SG"50-172,"SI"50-173,"SK"50-174,"SN"50-175,"SR"50-176,"SV"50-177,"SX"50-178,"SZ"50-179,"TC"50-180,"TD"50-181,"TG"50-182,"TH"50-183,"TL"50-184,"TN"50-185,"TO"50-186,"TR"50-187,"TT"50-188,"TW"50-189,"TZ"50-190,"UG"50-191,"US"50-192,"UY"50-193,"UZ"50-194,"VC"50-195,"VE"50-196,"VG"50-197,"VI"50-198,"VN"50-199,"VU"50-200,"WF"50-201,"WS"50-202,"ZA"50-203,"ZM"50-204,"ZW"735,"N"735-1,"Y"735-2,"N"735-3,"N"735-4,"N"735-5,"N"735-6,"N"735-7,"N"735-8,"N"735-9,"N"735-10,"Y"735-11,"N"735-12,"N"735-13,"N"735-14,"N"735-15,"N"735-16,"N"735-17,"Y"735-18,"N"735-19,"N"735-20,"N"735-21,"N"735-22,"N"735-23,"N"735-24,"N"735-25,"N"735-26,"N"735-27,"N"735-28,"N"735-29,"N"735-30,"Y"735-31,"N"735-32,"N"735-33,"N"735-34,"N"735-35,"N"735-36,"Y"735-37,"N"735-38,"N"735-39,"Y"735-40,"N"735-41,"N"735-42,"N"735-43,"N"735-44,"N"735-45,"Y"735-46,"N"735-47,"N"735-

<p>48,"N"735-49,"N"735-50,"Y"735-51,"Y"735-52,"N"735-53,"Y"735-54,"N"735-55,"N"735-56,"N"735-57,"N"735-58,"N"735-59,"N"735-60,"N"735-61,"Y"735-62,"N"735-63,"Y"735-64,"N"735-65,"N"735-66,"N"735-67,"Y"735-68,"N"735-69,"Y"735-70,"N"735-71,"N"735-72,"N"735-73,"N"735-74,"N"735-75,"N"735-76,"N"735-77,"N"735-78,"N"735-79,"N"735-80,"N"735-81,"N"735-82,"N"735-83,"N"735-84,"N"735-85,"N"735-86,"N"735-87,"N"735-88,"Y"735-89,"N"735-90,"N"735-91,"N"735-92,"Y"735-93,"N"735-94,"N"735-95,"Y"735-96,"N"735-97,"N"735-98,"N"735-99,"N"735-100,"N"735-101,"N"735-102,"N"735-103,"N"735-104,"N"735-105,"N"735-106,"N"735-107,"N"735-108,"N"735-109,"N"735-110,"N"735-111,"N"735-112,"N"735-113,"N"735-114,"N"735-115,"Y"735-116,"N"735-117,"N"735-118,"N"735-119,"N"735-120,"N"735-121,"N"735-122,"N"735-123,"N"735-124,"N"735-125,"N"735-126,"N"735-127,"N"735-128,"N"735-129,"N"735-130,"N"735-131,"N"735-132,"N"735-133,"N"735-134,"N"735-135,"N"735-136,"N"735-137,"Y"735-138,"N"735-139,"N"735-140,"N"735-141,"N"735-142,"N"735-143,"N"735-144,"N"735-145,"Y"735-146,"Y"735-147,"N"735-148,"N"735-149,"N"735-150,"N"735-151,"N"735-152,"N"735-153,"N"735-154,"N"735-155,"N"735-156,"Y"735-157,"Y"735-158,"N"735-159,"N"735-160,"N"735-161,"N"735-162,"N"735-163,"N"735-164,"N"735-165,"N"735-166,"Y"735-167,"N"735-168,"N"735-169,"N"735-170,"Y"735-171,"N"735-172,"N"735-173,"N"735-174,"N"735-175,"N"735-176,"N"735-177,"N"735-178,"N"735-179,"N"735-180,"N"735-181,"N"735-182,"N"735-183,"N"735-184,"N"735-185,"N"735-186,"N"735-187,"N"735-188,"N"735-189,"N"735-190,"N"735-191,"Y"735-192,"N"735-193,"N"735-194,"N"735-195,"N"735-196,"N"735-197,"N"735-198,"N"735-199,"N"735-200,"N"735-201,"N"735-202,"Y"735-203,"N"735-204,"N"1324,"ANDORRA"1324-1,"UNITED ARAB EMIRATES"1324-2,"ANTIGUA"1324-3,"BARBUDA"1324-4,"ANGUILLA"1324-5,"ALBANIA"1324-6,"ARMENIA"1324-7,"ANGOLA"1324-8,"ARGENTINA"1324-9,"AMERICAN SAMOA"1324-10,"AUSTRIA"1324-11,"AUSTRALIA"1324-12,"ARUBA"1324-13,"AZERBAIJAN"1324-14,"BOSNIA-HERZEGOVINA"1324-15,"BARBADOS"1324-16,"BANGLADESH"1324-17,"BELGIUM"1324-18,"BURKINA FASO"1324-19,"BULGARIA"1324-20,"BAHRAIN"1324-21,"BURUNDI"1324-22,"BENIN"1324-23,"BERMUDA"1324-24,"BRUNEI"1324-25,"BOLIVIA"1324-26,"BONAIRE, SINT EUSTATIUS AND"1324-27,"BONAIRE"1324-28,"ST EUSTATIUS"1324-29,"SABA"1324-30,"BRAZIL"1324-31,"BAHAMAS"1324-32,"BHUTAN"1324-33,"BOTSWANA"1324-34,"BELARUS"1324-35,"BELIZE"1324-36,"CANADA"1324-37,"CONGO, DEM REP OF"1324-38,"CONGO"1324-39,"SWITZERLAND"1324-40,"IVORY COAST"1324-41,"COOK ISLANDS"1324-42,"CHILE"1324-43,"CAMEROON"1324-44,"CHINA, PEOPLE'S REPUBLIC OF"1324-45,"COLOMBIA"1324-46,"COSTA RICA"1324-47,"CAPE VERDE"1324-48,"CURACAO"1324-49,"CYPRUS"1324-50,"CZECH REPUBLIC"1324-51,"GERMANY"1324-52,"DJIBOUTI"1324-53,"DENMARK"1324-54,"DOMINICA"1324-55,"DOMINICAN REPUBLIC"1324-56,"ALGERIA"1324-57,"ECUADOR"1324-58,"ESTONIA"1324-59,"EGYPT"1324-60,"ERITREA"1324-61,"SPAIN"1324-62,"ETHIOPIA"1324-63,"FINLAND"1324-64,"FIJI"1324-65,"MICRONESIA"1324-66,"FAEROE ISLANDS"1324-67,"FRANCE"1324-68,"GABON"1324-69,"UNITED KINGDOM"1324-70,"GRENADA"1324-71,"GEORGIA, REPUBLIC OF"1324-72,"FRENCH GUIANA"1324-73,"GHANA"1324-74,"GIBRALTAR"1324-75,"GREENLAND"1324-76,"GAMBIA"1324-77,"GUINEA"1324-78,"GUADELOUPE"1324-79,"ST BARTHELEMY"1324-80,"GREECE"1324-81,"GUATEMALA"1324-82,"GUAM"1324-83,"GUYANA"1324-84,"HONG KONG SAR, CHINA"1324-85,"HONDURAS"1324-86,"CROATIA"1324-87,"HAITI"1324-88,"HUNGARY"1324-89,"INDONESIA"1324-90,"IRELAND, REPUBLIC OF"1324-91,"ISRAEL"1324-92,"INDIA"1324-93,"IRAQ"1324-94,"ICELAND"1324-95,"ITALY"1324-96,"JAMAICA"1324-97,"JORDAN"1324-98,"JAPAN"1324-99,"KENYA"1324-100,"KYRGYZSTAN"1324-101,"CAMBODIA"1324-102,"ST. KITTS AND NEVIS"1324-103,"KOREA, SOUTH (SOUTH KOREA)"1324-104,"KUWAIT"1324-105,"CAYMAN ISLANDS"1324-106,"KAZAKHSTAN"1324-107,"LAOS"1324-108,"LEBANON"1324-109,"ST. LUCIA"1324-110,"LIECHTENSTEIN"1324-111,"SRI LANKA"1324-112,"LIBERIA"1324-113,"LESOTHO"1324-114,"LITHUANIA"1324-115,"LUXEMBOURG"1324-116,"LATVIA"1324-117,"LIBYA"1324-118,"MOROCCO"1324-119,"MONACO"1324-120,"MOLDOVA"1324-121,"MONTENEGRO"1324-122,"SAINT MARTIN"1324-123,"MADAGASCAR"1324-124,"MARSHALL ISLANDS"1324-125,"MACEDONIA"1324-126,"MALI"1324-127,"MONGOLIA"1324-128,"MACAU SAR, CHINA"1324-129,"NORTHERN MARIANA ISLANDS"1324-130,"MARTINIQUE"1324-131,"MAURITANIA"1324-132,"MONTSERRAT"1324-133,"MALTA"1324-134,"MAURITIUS"1324-135,"MALDIVES, REPUBLIC</p>
--

	<p>OF"1324-136,"MALAWI"1324-137,"MEXICO"1324-138,"MALAYSIA"1324-139,"MOZAMBIQUE"1324-140,"NAMIBIA"1324-141,"NEW CALEDONIA"1324-142,"NIGER"1324-143,"NIGERIA"1324-144,"NICARAGUA"1324-145,"NETHERLANDS (HOLLAND)"1324-146,"NORWAY"1324-147,"NEPAL"1324-148,"NEW ZEALAND"1324-149,"OMAN"1324-150,"PANAMA"1324-151,"PERU"1324-152,"FRENCH POLYNESIA"1324-153,"PAPUA NEW GUINEA"1324-154,"PHILIPPINES"1324-155,"PAKISTAN"1324-156,"POLAND"1324-157,"PUERTO RICO"1324-158,"PALESTINE AUTONOMOUS"1324-159,"PORTUGAL"1324-160,"PALAU"1324-161,"PARAGUAY"1324-162,"QATAR"1324-163,"REUNION"1324-164,"ROMANIA"1324-165,"SERBIA"1324-166,"RUSSIA"1324-167,"RWANDA"1324-168,"SAUDI ARABIA"1324-169,"SEYCHELLES"1324-170,"SWEDEN"1324-171,"SINGAPORE"1324-172,"SLOVENIA"1324-173,"SLOVAK REPUBLIC"1324-174,"SENEGAL"1324-175,"SURINAME"1324-176,"EL SALVADOR"1324-177,"SINT MAARTEN"1324-178,"SWAZILAND"1324-179,"TURKS AND CAICOS ISLANDS"1324-180,"CHAD"1324-181,"TOGO"1324-182,"THAILAND"1324-183,"EAST TIMOR"1324-184,"TUNISIA"1324-185,"TONGA"1324-186,"TURKEY"1324-187,"TRINIDAD AND TOBAGO"1324-188,"TAIWAN, CHINA"1324-189,"TANZANIA"1324-190,"UGANDA"1324-191,"UNITED STATES"1324-192,"URUGUAY"1324-193,"UZBEKISTAN"1324-194,"ST. VINCENT"1324-195,"VENEZUELA"1324-196,"BRITISH VIRGIN ISLANDS"1324-197,"U S VIRGIN ISLANDS"1324-198,"VIETNAM"1324-199,"VANUATU"1324-200,"WALLIS &amp; FUTUNA ISLANDS"1324-201,"SAMOA"1324-202,"SOUTH AFRICA, REPUBLIC OF"1324-203,"ZAMBIA"1324-204,"ZIMBABWE"1954,"Y"1954-1,"Y"1954-2,"Y"1954-3,"Y"1954-4,"Y"1954-5,"Y"1954-6,"Y"1954-7,"Y"1954-8,"Y"1954-9,"Y"1954-10,"Y"1954-11,"Y"1954-12,"Y"1954-13,"Y"1954-14,"Y"1954-15,"Y"1954-16,"Y"1954-17,"Y"1954-18,"Y"1954-19,"Y"1954-20,"Y"1954-21,"Y"1954-22,"Y"1954-23,"Y"1954-24,"Y"1954-25,"Y"1954-26,"Y"1954-27,"Y"1954-28,"Y"1954-29,"Y"1954-30,"Y"1954-31,"Y"1954-32,"Y"1954-33,"Y"1954-34,"Y"1954-35,"Y"1954-36,"Y"1954-37,"Y"1954-38,"Y"1954-39,"Y"1954-40,"Y"1954-41,"Y"1954-42,"Y"1954-43,"Y"1954-44,"Y"1954-45,"Y"1954-46,"Y"1954-47,"Y"1954-48,"Y"1954-49,"Y"1954-50,"Y"1954-51,"Y"1954-52,"Y"1954-53,"Y"1954-54,"Y"1954-55,"Y"1954-56,"Y"1954-57,"Y"1954-58,"Y"1954-59,"Y"1954-60,"Y"1954-61,"Y"1954-62,"Y"1954-63,"Y"1954-64,"Y"1954-65,"Y"1954-66,"Y"1954-67,"Y"1954-68,"Y"1954-69,"Y"1954-70,"Y"1954-71,"Y"1954-72,"Y"1954-73,"Y"1954-74,"Y"1954-75,"Y"1954-76,"Y"1954-77,"Y"1954-78,"Y"1954-79,"Y"1954-80,"Y"1954-81,"Y"1954-82,"Y"1954-83,"Y"1954-84,"Y"1954-85,"Y"1954-86,"Y"1954-87,"Y"1954-88,"Y"1954-89,"Y"1954-90,"Y"1954-91,"Y"1954-92,"Y"1954-93,"Y"1954-94,"Y"1954-95,"Y"1954-96,"Y"1954-97,"Y"1954-98,"Y"1954-99,"Y"1954-100,"Y"1954-101,"Y"1954-102,"Y"1954-103,"Y"1954-104,"Y"1954-105,"Y"1954-106,"Y"1954-107,"Y"1954-108,"Y"1954-109,"Y"1954-110,"Y"1954-111,"Y"1954-112,"Y"1954-113,"Y"1954-114,"Y"1954-115,"Y"1954-116,"Y"1954-117,"Y"1954-118,"Y"1954-119,"Y"1954-120,"Y"1954-121,"Y"1954-122,"Y"1954-123,"Y"1954-124,"Y"1954-125,"Y"1954-126,"Y"1954-127,"Y"1954-128,"Y"1954-129,"Y"1954-130,"Y"1954-131,"Y"1954-132,"Y"1954-133,"Y"1954-134,"Y"1954-135,"Y"1954-136,"Y"1954-137,"Y"1954-138,"Y"1954-139,"Y"1954-140,"Y"1954-141,"Y"1954-142,"Y"1954-143,"Y"1954-144,"Y"1954-145,"Y"1954-146,"Y"1954-147,"Y"1954-148,"Y"1954-149,"Y"1954-150,"Y"1954-151,"Y"1954-152,"Y"1954-153,"Y"1954-154,"Y"1954-155,"Y"1954-156,"Y"1954-157,"Y"1954-158,"Y"1954-159,"Y"1954-160,"Y"1954-161,"Y"1954-162,"Y"1954-163,"Y"1954-164,"Y"1954-165,"Y"1954-166,"Y"1954-167,"Y"1954-168,"Y"1954-169,"Y"1954-170,"Y"1954-171,"Y"1954-172,"Y"1954-173,"Y"1954-174,"Y"1954-175,"Y"1954-176,"Y"1954-177,"Y"1954-178,"Y"1954-179,"Y"1954-180,"Y"1954-181,"Y"1954-182,"Y"1954-183,"Y"1954-184,"Y"1954-185,"Y"1954-186,"Y"1954-187,"Y"1954-188,"Y"1954-189,"Y"1954-190,"Y"1954-191,"Y"1954-192,"Y"1954-193,"Y"1954-194,"Y"1954-195,"Y"1954-196,"Y"1954-197,"Y"1954-198,"Y"1954-199,"Y"1954-200,"Y"1954-201,"Y"1954-202,"Y"1954-203,"Y"1954-204,"Y"1955,"N"1955-1,"N"1955-2,"A"1955-4,"N"1955-5,"N"1955-6,"N"1955-7,"N"1955-8,"N"1955-9,"N"1955-10,"N"1955-11,"N"1955-12,"N"1955-13,"N"1955-14,"N"1955-15,"N"1955-16,"N"1955-17,"N"1955-18,"N"1955-19,"N"1955-20,"N"1955-21,"N"1955-22,"N"1955-23,"N"1955-24,"N"1955-25,"N"1955-26,"A"1955-30,"N"1955-31,"N"1955-32,"N"1955-33,"N"1955-34,"N"1955-35,"N"1955-36,"N"1955-37,"N"1955-38,"N"1955-39,"N"1955-40,"N"1955-41,"N"1955-42,"N"1955-43,"N"1955-44,"N"1955-45,"N"1955-46,"N"1955-47,"N"1955-48,"N"1955-49,"N"1955-50,"N"1955-51,"N"1955-52,"N"1955-53,"N"1955-54,"N"1955-55,"N"1955-56,"N"1955-57,"N"1955-58,"N"1955-59,"N"1955-</p>
--	---

	60,"N"1955-61,"P"1955-62,"N"1955-63,"N"1955-64,"N"1955-65,"N"1955-66,"N"1955-67,"N"1955-68,"N"1955-69,"A"1955-70,"N"1955-71,"N"1955-72,"N"1955-73,"N"1955-74,"N"1955-75,"N"1955-76,"N"1955-77,"N"1955-78,"A"1955-80,"N"1955-81,"N"1955-82,"N"1955-83,"N"1955-84,"N"1955-85,"N"1955-86,"N"1955-87,"N"1955-88,"N"1955-89,"N"1955-90,"N"1955-91,"N"1955-92,"N"1955-93,"N"1955-94,"N"1955-95,"A"1955-96,"N"1955-97,"N"1955-98,"N"1955-99,"N"1955-100,"N"1955-101,"N"1955-102,"P"1955-103,"N"1955-104,"N"1955-105,"A"1955-106,"N"1955-107,"N"1955-108,"N"1955-109,"N"1955-110,"N"1955-111,"N"1955-112,"N"1955-113,"N"1955-114,"N"1955-115,"N"1955-116,"N"1955-117,"N"1955-118,"N"1955-119,"N"1955-120,"N"1955-121,"N"1955-122,"N"1955-123,"N"1955-124,"N"1955-125,"N"1955-126,"N"1955-127,"N"1955-128,"N"1955-129,"A"1955-130,"N"1955-131,"N"1955-132,"N"1955-133,"N"1955-134,"N"1955-135,"N"1955-136,"N"1955-137,"N"1955-138,"N"1955-139,"N"1955-140,"N"1955-141,"N"1955-142,"N"1955-143,"N"1955-144,"N"1955-145,"P"1955-146,"N"1955-147,"N"1955-148,"N"1955-149,"N"1955-150,"N"1955-151,"N"1955-152,"A"1955-153,"N"1955-154,"N"1955-155,"N"1955-156,"N"1955-157,"N"1955-158,"N"1955-159,"N"1955-160,"N"1955-161,"N"1955-162,"N"1955-163,"N"1955-164,"N"1955-165,"N"1955-166,"N"1955-167,"N"1955-168,"N"1955-169,"N"1955-170,"N"1955-171,"N"1955-172,"N"1955-173,"N"1955-174,"N"1955-175,"N"1955-176,"N"1955-177,"N"1955-178,"N"1955-179,"N"1955-180,"N"1955-181,"N"1955-182,"N"1955-183,"N"1955-184,"N"1955-185,"N"1955-186,"N"1955-187,"N"1955-188,"N"1955-189,"N"1955-190,"N"1955-191,"N"1955-192,"N"1955-193,"N"1955-194,"A"1955-195,"N"1955-196,"A"1955-197,"P"1955-198,"N"1955-199,"N"1955-200,"N"1955-201,"N"1955-202,"N"1955-203,"N"1955-204,"N"99,""
0,"085"1,"Country Query Request <b>with tag#117 as GB</b> "117,"GB"99,""	0,"185"1,"Country Query Request <b>with tag#117 as GB</b> "50,"GB"69,"50000"190,"Y" <b>735</b> ,"Y"1266,"Y"1267,"Y"1324,"UNITED KINGDOM"1933,"EN"1934,"2"1949,"SCO"1950,"SCO"1951,"Y"1952,"N"1953,"0"1954,"Y"1955,"A"5790,"0"99,""

## Trust the Harmonized Code – Tag 727

A tag, **727- Trust the Harmonized Code Provided** is now available to use in 020 Shipping for Express and Ground international transactions. This tag when processed in shipping transactions ignores validation of user provided Harmonized code.

The tag can be used in following transactions:

- Rate only
- Route only
- Time in transit
- Rate and route
- Pre-validation

Sample Transactions:

Request	Reply
0,"020"1,"Auto Step 002 Intl Express-Trust the Harmonized Code Provided-Y-Shipment"11,"Company name"12,"Auto Step 004"13,"387 Main Street"14,"FEDEX PARKWAY"15,"QUEBEC"16,"QC"17,"G0A1A2"18,"1234567890"23,"1"25,"SMOKE Auto Step 004"26,"2501"50,"CA"72,"1"74,"CA"75,"lbs"79,"Almonds"80,"US"81,"123456"117,"US"119,"250100"187,"PNG"727,"Y"999,"Testing FXRS"1090,"USD"1116,"IN"1139,"123456789"1273,"01"1274,"01"1349,"S"1350,"123456789"1670,"1500"1958,"BBL"99,""	0,"120"1,"Auto Step 002 Intl Express-Tru"10,"609XXXX48"29,"436435769146"30,"XQ YQBB "33,"O3"34,"29018"35,"9716"36,"00"37,"38734"60,"15"112,"15"116,"1"119,"250100"195,"YMX"198,"YQBB "431,"N"498,"198XXX"526,"0430"557,"01"557-2,"02"558,"5149"558-2,"0938"559,"A Commercial Invoice or Proforma Invoice is required for the shipment. Please ensure the required trade document is provided before the cutoff time to aid in avoiding clearance delays."559-2,"The Harmonized Code provided does not match the Harmonized Code for the description provided (080211.) Please confirm the Harmonized Code is correct"650,"TRK#"651,"0430"653,"XQ YQBB "656,"4364 3576 9146"658,"O3"659,"INTL PRIORITY"660,"DSR"661,"G0A 1A2"662,"PQ-CA"663,"YMX"664,"1009982543590184249800436435769146"665,"58 5C1/D116/D078"671,"2"1084,"NQAA "1090,"USD"1092,"US001O"1125,"0"1136,"XQ"1274,"01"1359,"NO EEI 30.36"1533,"38734"1598,"38734"1678,"FDX0"1947,"100"1947-2,"450"1947-3,"490"1948,"3120"1948-2,"4900"1948-3,"1696"2399,"3"4565,"00"4890,"9716"4892,"38734"5432,"080211"57 52,"0"7651,"INTL PRIORITY"7653,"Your Pkg"7654,"3"7655,"10:30"7700,"03"7701,"03"7702,"03"7703,"1"7786,"Insured value"7786-2,"Out of Delivery Area Tier B"7786-3,"Fuel"99,""
0,"020"1,"Auto Step 003 Intl Express-Trust the Harmonized Code Provided-Y-Rate Only"11,"Company name"12,"Auto Step 004"13,"387 Main Street"14,"FEDEX PARKWAY"15,"QUEBEC"16,"QC"17,"G0A1A2"18,"1234567890"23,"1"25,"SMOKE Auto Step 004"26,"2501"50,"CA"72,"1"74,"CA"75,"lbs"79,"Almonds"80,"US"81,"123456"117,"US"119,"250100"187,"PNG"727,"Y"999,"Testing FXRS"1090,"USD"1116,"IN"1139,"123456789"1234,"1"1273,"01"1274,"01"1349,"S"1350,"1 23456789"1670,"1500"1958,"BBL"99,""	0,"120"1,"Auto Step 003 Intl Express-Tru"10,"609XXXX48"30,"XQ YQBB "33,"O3"34,"29018"35,"9716"36,"00"37,"38734"60,"15"195,"YMX"198 ,"YQBB "431,"N"498,"198XXX"1084,"NQAA "1090,"USD"1092,"US001O"1125,"0"1136,"XQ"1533,"38734"1598,"387 34"1947,"100"1947-2,"450"1947-3,"490"1948,"3120"1948-2,"4900"1948-3,"1696"2399,"3"4565,"00"4890,"9716"4892,"38734"7651,"INTL PRIORITY"7653,"Your Pkg"7654,"3"7655,"10:30"7786,"Insured value"7786-2,"Out of Delivery Area Tier B"7786-3,"Fuel"99,""
0,"020"1,"Auto Step 004 Intl Express-Trust the Harmonized Code Provided-Y-Route"11,"Company name"12,"Auto Step 004"13,"387 Main Street"14,"FEDEX PARKWAY"15,"QUEBEC"16,"QC"17,"G0A1A2"	0,"120"1,"Auto Step 004 Intl Express-Tru"10,"609XXXX48"30,"XQ YQBB "33,"O3"195,"YMX"198,"YQBB "498,"198XXX"526,"0430"557,"02"558,"2640"559," Saturday delivery is available for this Service "1084,"NQAA "1136,"XQ"7651,"INTL PRIORITY"99,""

18,"1234567890"23,"1"25,"SMOKE Auto Step 004"26,"2501"50,"CA"72,"1"74,"CA"75,"lbs"79,"Almonds"80,"US"81,"123456"117,"US"119,"250100"187,"PNG"727,"Y"999,"Testing FXRS"1090,"USD"1116,"IN"1139,"123456789"1234,"2"1273,"01"1274,"01"1349,"S"1350,"123456789"1670,"1500"1958,"BBL"99,""	
0,"020"1,"Auto Step 005 Intl Express-Trust the Harmonized Code Provided-Y-Rate & Route"11,"FXRS1100.68"12,"Auto Step 004"13,"387 Main Street"14,"FEDEX PARKWAY"15,"QUEBEC"16,"QC"17,"G0A1A2"18,"1234567890"23,"1"25,"SMOKE Auto Step 004"26,"2501"50,"CA"72,"1"74,"CA"75,"lbs"79,"Almonds"80,"US"81,"123456"117,"US"119,"250100"187,"PNG"727,"Y"999,"Testing FXRS"1090,"USD"1116,"IN"1139,"123456789"1234,"3"1273,"01"1274,"01"1349,"S"1350,"123456789"1670,"1500"1958,"BBL"99,""	0,"120"1,"Auto Step 005 Intl Express-Tru"10,"609XXX48"30,"XQ YQBB "33,"O3"34,"29018"35,"9716"36,"00"37,"38734"60,"15"195,"YMX"198,"YQBB "431,"N"498,"198XXX"526,"0430"557,"02"558,"2640"559,"Saturday delivery is available for this Service "1084,"NQAA "1090,"USD"1092,"US001O"1125,"0"1136,"XQ"1533,"38734"1598,"38734"1947,"100"1947-2,"450"1947-3,"490"1948,"3120"1948-2,"4900"1948-3,"1696"2399,"3"4565,"00"4890,"9716"4892,"38734"7651,"INTL PRIORITY"7653,"Your Pkg"7654,"3"7655,"10:30"7786,"Insured value"7786-2,"Out of Delivery Area Tier B"7786-3,"Fuel"99,""
0,"020"1,"Auto Step 011- Intl Express--Trust the Harmonized Code Provided-Y-Pre-Ship Validation"11,"Company name"12,"Auto Step 004"13,"387 Main Street"14,"FEDEX PARKWAY"15,"QUEBEC"16,"QC"17,"G0A1A2"18,"1234567890"23,"1"25,"SMOKE Auto Step 004"26,"2501"50,"CA"72,"1"74,"CA"75,"lbs"79,"Almonds"80,"US"81,"123456"117,"US"119,"250100"184,"Y"187,"PNG"727,"Y"999,"Testing FXRS"1090,"USD"1116,"IN"1139,"123456789"1273,"01"1274,"01"1349,"S"1350,"123456789"1670,"1500"1958,"BBL"99,""	0,"120"1,"Auto Step 011- Intl Express--T"10,"609XXX48"29,"436435769168"30,"XQ YQBB "33,"O3"34,"29018"35,"9716"36,"00"37,"38734"60,"15"112,"15"116,"1"119,"250100"195,"YMX"198,"YQBB "431,"N"498,"198XXX"526,"0430"557,"01"557-2,"02"557-3,"01"558,"5149"558-2,"0938"558-3,"5149"559,"A Commercial Invoice or Proforma Invoice is required for the shipment. Please ensure the required trade document is provided before the cutoff time to aid in avoiding clearance delays."559-2,"The Harmonized Code provided does not match the Harmonized Code for the description provided (080211.) Please confirm the Harmonized Code is correct"559-3,"A Commercial Invoice or Proforma Invoice is required for the shipment. Please ensure the required trade document is provided before the cutoff time to aid in avoiding clearance delays."650,"TRK#"651,"0430"653,"XQ YQBB "656,"4364 3576 9168"658,"O3"659,"INTL PRIORITY"660,"DSR"661,"G0A 1A2"662,"PQ-CA"663,"YMX"664,"1009982543590184249800436435769168"665,"585C1/D116/D078"671,"2"1084,"NQAA "1090,"USD"1092,"US001O"1125,"0"1136,"XQ"1274,"01"1359,"NO EEI 30.36"1533,"38734"1598,"38734"1678,"FDX0"1947,"100"1947-2,"450"1947-3,"490"1948,"3120"1948-2,"4900"1948-3,"1696"2399,"3"4565,"00"4890,"9716"4892,"38734"5432,"080211"5752,"0"7651,"INTL PRIORITY"7653,"Your Pkg"7654,"3"7655,"10:30"7700,"03"7701,"03"7702,"03"7703,"1"7786,"Insured value"7786-2,"Out of Delivery Area Tier B"7786-3,"Fuel"99,""
0,"020"1,"Auto Step 012- Intl Express--Trust the Harmonized Code Provided-N-Pre-Ship Validation"11,"Company name"12,"Auto Step 004"13,"387 Main Street"14,"FEDEX PARKWAY"15,"QUEBEC"16,"QC"17,"G0A1A2"18,"1234567890"23,"1"25,"SMOKE Auto Step 004"26,"2501"50,"CA"72,"1"74,"CA"75,"lbs"79,"Almonds"80,"US"81,"123456"117,"US"119,	0,"120"1,"Auto Step 012- Intl Express--T"2,"0938"3,"The Harmonized Code provided does not match the Harmonized Code for the description provided (080211.) Please confirm the Harmonized Code is correct"10,"609XXX48"498,"198XXX"557,"01"558,"5149"559,"A Commercial Invoice or Proforma Invoice is required for the shipment. Please ensure the required trade document is provided before the cutoff time to aid in avoiding clearance delays."1678,"FDX0"5432,"080211"7700,"03"7701,"03"7702,"03"7703,

"250100"184,"Y"187,"PNG" <b>727</b> ,"N"999,"Testing FXRS"1090,"USD"1116,"IN"1139,"123456789" 1273,"01"1274,"01"1349,"S"1350,"12345678 9"1670,"1500"1958,"BBL"99,""	"1"99,""
0,"020"1,"Auto Step 007-Intl Ground-Trust <b>the Harmonized Code Provided-Y- Shipment</b> "11,"Company name"12,"Auto Step 008"13,"387 Main Street"14,"FEDEX PARKWAY"15,"New York"16,"ON"17,"M1M1M1"18,"1234567890" 23,"1"25,"SMOKE Auto Step 008 Intl Ground"26,"100"50,"CA"75,"lbs"79,"Almonds "81,"123456"117,"US"187,"PNG" <b>727</b> ,"Y"999," Testing FXRS"1116,"IN"1273,"01"1274,"92"1670,"100 "1958,"BAG"99,""	0,"120"1,"Auto Step 007-Intl Ground- Trus"10,"609XXX48"29,"436435769157"34,"2403"35,"422"36,"00"37, "2825"60,"1"112,"1"116,"1"194,"THU"409,"25May23"431,"N"498,"198 XXX"543,"0"557,"01"557-2,"01"557-3,"02"558,"5035"558- 2,"5149"558-3,"0938"559,"A payment type is required for Duties and Taxes."559-2,"A Commercial Invoice or Proforma Invoice is required for the shipment. Please ensure the required trade document is provided before the cutoff time to aid in avoiding clearance delays."559-3,"The Harmonized Code provided does not match the Harmonized Code for the description provided (080211.) Please confirm the Harmonized Code is correct"650,"TRK#"656,"4364 3576 9157"659,"INTL"661,"M1M 1M1"664,"9622002600009084765000436435769157"668,"9622 0026 0 (000 000 0000) 0 00 4364 3576 9157"671,"2"1089,"0"1090,"USD"1092,"51"1274,"92"1359,"NO EEI 30.36"1533,"2825"1598,"2825"1678,"FDX0"1690,"Y"1942,"N"1943,"N" 1944,"N"1947,"860"1947-2,"490"1948,"250"1948- 2,"172"2399,"0"2450,"End of Day"2703,"0"3018,"N"3058,"2"3063,"962200260000908476500043643 5769157"3065,"420M1M1M1"3073,"026"4565,"00"4890,"422"4892,"2 825"5432,"080211"7702,"03"7703,"1"7786,"Demand Surcharge"7786- 2,"FUEL SURCHARGE 6.5%"99,""
0,"020"1,"Auto Step 006-Intl Ground-Trust <b>the Harmonized Code Provided- N</b> "11,"Company name"12,"Auto Step 008"13,"387 Main Street"14,"FEDEX PARKWAY"15,"New York"16,"ON"17,"M1M1M1"18,"1234567890" 23,"1"25,"SMOKE Auto Step 008 Intl Ground"26,"100"50,"CA"75,"lbs"79,"Almonds "81,"123456"117,"US"187,"PNG" <b>727</b> ,"N"999, "Testing FXRS"1116,"IN"1273,"01"1274,"92"1670,"100 "1958,"BAG"99,""	0,"120"1,"Auto Step 006-Intl Ground-Trus"2,"0938"3,"The Harmonized Code provided does not match the Harmonized Code for the description provided (080211.) Please confirm the Harmonized Code is correct"10,"609XXX48"112,"1"116,"1"498,"198XXX"557,"01"557- 2,"01"558,"5035"558-2,"5149"559,"A payment type is required for Duties and Taxes."559-2,"A Commercial Invoice or Proforma Invoice is required for the shipment. Please ensure the required trade document is provided before the cutoff time to aid in avoiding clearance delays."1274,"92"1359,"NO EEI 30.36"1678,"FDX0"5432,"080211"7702,"03"7703,"1"99,""
0,"020"1,"Auto Step 008-Intl Ground-Trust <b>the Harmonized Code Provided-Y-Rate Only</b> "11,"Company name"12,"Auto Step 008"13,"387 Main Street"14,"FEDEX PARKWAY"15,"New York"16,"ON"17,"M1M1M1"18,"1234567890" 23,"1"25,"SMOKE Auto Step 008 Intl Ground"26,"100"50,"CA"75,"lbs"79,"Almonds "81,"123456"117,"US"187,"PNG" <b>727</b> ,"Y"999," Testing FXRS"1116,"IN"1234,"1"1273,"01"1274,"92"1 670,"100"1958,"BAG"99,""	0,"120"1,"Auto Step 008-Intl Ground- Trus"10,"609XXX48"34,"2403"35,"422"36,"00"37,"2825"60,"1"112,"1 "116,"1"431,"N"498,"198XXX"543,"0"1089,"0"1090,"USD"1092,"51"11 25,"0"1274,"92"1533,"2825"1598,"2825"1947,"860"1947- 2,"490"1948,"250"1948- 2,"172"3018,"N"4565,"00"4890,"422"4892,"2825"7786,"Demand Surcharge"7786-2,"FUEL SURCHARGE 6.5%"99,""
0,"020"1,"Auto Step 009-Intl Ground-Trust <b>the Harmonized Code Provided-Y-</b>	0,"120"1,"Auto Step 009-Intl Ground- Trus"10,"609XXX48"116,"1"194,"THU"409,"25May23"498,"198XXX"1

<b>Route</b> "11,"Company name"12,"Auto Step 008"13,"387 Main Street"14,"FEDEX PARKWAY"15,"New York"16,"ON"17,"M1M1M1"18,"1234567890"23,"1"25,"SMOKE Auto Step 008 Intl Ground"26,"100"50,"CA"75,"lbs"79,"Almonds"81,"123456"117,"US"187,"PNG" <b>727,"Y"999,"</b> Testing FXRS"1116,"IN"1234,"2"1273,"01"1274,"92"1670,"100"1958,"BAG"99,""	274,"92"1675," "1690,"Y"1942,"N"1943,"N"1944,"N"2450,"End of Day"2703,"0"3058,"2"3065,"420M1M1M1"3073,"026"99,""
0,"020"1,"Auto Step 010-Intl Ground-Trust the Harmonized Code Provided-Y-Rate and Route"11,"Company name"12,"Auto Step 008"13,"387 Main Street"14,"FEDEX PARKWAY"15,"New York"16,"ON"17,"M1M1M1"18,"1234567890"23,"1"25,"SMOKE Auto Step 008 Intl Ground"26,"100"50,"CA"75,"lbs"79,"Almonds"81,"123456"117,"US"187,"PNG" <b>727,"Y"999,"</b> Testing FXRS"1116,"IN"1234,"3"1273,"01"1274,"92"1670,"100"1958,"BAG"99,""	0,"120"1,"Auto Step 010-Intl Ground-Trus"10,"609XXXX48"34,"2403"35,"422"36,"00"37,"2825"60,"1"112,"1"116,"1"194,"THU"409,"25May23"431,"N"498,"198XXX"543,"0"1089,"0"1090,"USD"1092,"51"1125,"0"1274,"92"1533,"2825"1598,"2825"1675," "1690,"Y"1942,"N"1943,"N"1944,"N"1947,"860"1947-2,"490"1948,"250"1948-2,"172"2399,"0"2450,"End of Day"2703,"0"3018,"N"3058,"2"3065,"420M1M1M1"3073,"026"4565,"00"4890,"422"4892,"2825"7786,"Demand Surcharge"7786-2,"FUEL SURCHARGE 6.5%"99,""
0,"020"1,"Auto Step 013- Intl Ground--Trust the Harmonized Code Provided-Y-Pre-Ship Validation"11,"Company name"12,"Auto Step 004"13,"387 Main Street"14,"FEDEX PARKWAY"15,"QUEBEC"16,"QC"17,"GOA1A2"18,"1234567890"23,"1"25,"SMOKE Auto Step 004"26,"2501"50,"CA"72,"1"74,"CA"75,"lbs"79,"Almonds"80,"US"81,"123456"117,"US"119,"250100"184,"Y"187,"PNG" <b>727,"Y"999,"</b> Testing FXRS"1090,"USD"1116,"IN"1139,"123456789"1273,"01"1274,"92"1349,"S"1350,"123456789"1670,"1500"1958,"BBL"99,""	0,"120"1,"Auto Step 013- Intl Ground--Tr"10,"609XXXX48"29,"436435769180"34,"4460"35,"3936"36,"00"37,"8396"60,"15"112,"15"116,"1"194,"THU"409,"01Jun23"431,"N"498,"198XXX"543,"0"557,"01"557-2,"01"557-3,"02"557-4,"01"558,"5035"558-2,"5149"558-3,"0938"558-4,"5149"559,"A payment type is required for Duties and Taxes."559-2,"A Commercial Invoice or Proforma Invoice is required for the shipment. Please ensure the required trade document is provided before the cutoff time to aid in avoiding clearance delays."559-3,"The Harmonized Code provided does not match the Harmonized Code for the description provided (080211.) Please confirm the Harmonized Code is correct"559-4,"A Commercial Invoice or Proforma Invoice is required for the shipment. Please ensure the required trade document is provided before the cutoff time to aid in avoiding clearance delays."650,"TRK#"656,"4364 3576 9180"659,"INTL"660,"DSR"661,"GOA 1A2"664,"9622002260009084765000436435769180"668,"9622 0022 6 (000 000 0000) 0 00 4364 3576 9180"671,"2"1089,"0"1090,"USD"1092,"51"1274,"92"1359,"NO EEI 30.36 "1533,"8396"1598,"8396"1678,"FDX0"1690,"Y"1942,"N"1943,"N"1944,"N"1947,"100"1947-2,"860"1947-3,"490"1948,"3380"1948-2,"250"1948-3,"306"2399,"3"2450,"End of Day"2703,"0"3018,"N"3058,"7"3063,"962200226000908476500043643 5769180"3065,"420GOA1A2"3073,"022"4565,"00"4890,"3936"4892,"8 396"5432,"080211"5432-2,"080211"7702,"03"7703,"1"7786,"Declared Value Each Additional 100"7786-2,"Demand Surcharge"7786-3,"FUEL SURCHARGE 6.5%"99,""
0,"020"1,"Auto Step 014- Intl Ground--Trust the Harmonized Code Provided-N-Pre-Ship Validation"11,"Company name"12,"Auto Step	0,"120"1,"Auto Step 014- Intl Ground--Tr"2,"0938"3,"The Harmonized Code provided does not match the Harmonized Code for the description provided (080211.) Please confirm the Harmonized Code is



004"13,"387 Main Street"14,"FEDEX PARKWAY"15,"QUEBEC"16,"QC"17,"G0A1A2"18,"1234567890"23,"1"25,"SMOKE Auto Step 004"26,"2501"50,"CA"72,"1"74,"CA"75,"lbs"79,"Almonds"80,"US"81,"123456"117,"US"119,"250100"184,"Y"187,"PNG"727,"N"999,"Testing FXRS"1090,"USD"1116,"IN"1139,"123456789"1273,"01"1274,"92"1349,"S"1350,"123456789"1670,"1500"1958,"BBL"99,""	correct"10,"609XXX48"112,"15"116,"1"498,"198XXX"557,"01"557-2,"01"558,"5035"558-2,"5149"559,"A payment type is required for Duties and Taxes."559-2,"A Commercial Invoice or Proforma Invoice is required for the shipment. Please ensure the required trade document is provided before the cutoff time to aid in avoiding clearance delays."1274,"92"1359,"NO EEI 30.36"1678,"FDX0"5432,"080211"7702,"03"7703,"1"99,""
---	--

## 070/170 Meter Query transaction

The Meter Query reply transaction now displays the following tag details:

- 2556 - IGC Enabled
- 3028 - Ground Account Number
- 2258 Express & Ground Hourly Upload Interval (minutes)
- 2259 Express Hourly Upload Retention Period (days)
- 2253 Communication Logging Retention Period (days)
- 2247 Ground Hourly Upload Retention Period (days)
- 2237 Ground Commercial Invoice Upload Retention Period (days)
- 2563 Label Buffer Retention (days)
- 1284 Transaction Buffer Setting
- 2550 Transaction Capture Option
- 2551 Transaction Log Retention Period (days)
- 7350 Transaction Buffer Memory Usage Setting
- 7351 Transaction Buffer Size

### Sample Transactions

Request	Reply
0,"070"1,"Meter List Query-With Parent US Meter-IGC Disabled"498,"1XXX28"556,"2"99,""	0,"170"1,"Meter List Query-With Parent Meter-IGC Disabled"4,"CAFE CSCS TESING"5,"2495 WINCHESTER RD"7,"MEMPHIS"8,"TN"9,"381163813"10,"410253267"32,"SUKUMAR JENA"117,"US"183,"90126389750000"497,"150528"498,"150528"561,"N"562,"0"563,"0"564,"0"565,"0"566,"1"567,"N"568,"C:\FedEx\FedEx_Reports"568-2,"C:\FedEx\FedEx_Reports"568-3,"C:\FedEx\FedEx_Reports"568-4,"C:\FedEx\FedEx_Reports"568-5,"C:\FedEx\FedEx_Reports"568-6,"C:\FedEx\FedEx_Reports"568-7,"C:\FedEx\FedEx_Reports"568-8,"C:\FedEx\FedEx_Reports"568-9,"C:\FedEx\FedEx_Reports"568-10,"C:\FedEx\FedEx_Reports"568-11,"C:\FedEx\FedEx_Reports"568-12,"C:\FedEx\FedEx_Reports"568-13,"C:\FedEx\FedEx_Reports"568-14,"C:\FedEx\FedEx_Reports"568-15,"C:\FedEx\FedEx_Reports"568-16,"C:\FedEx\FedEx_Reports"568-17,"C:\FedEx\FedEx_Reports"568-18,"C:\FedEx\FedEx_Reports"568-19,"C:\FedEx\FedEx_Reports"568-20,"C:\FedEx\FedEx_Reports"568-21,"C:\FedEx\FedEx_Reports"568-22,"C:\FedEx\FedEx_Reports"568-23,"C:\FedEx\FedEx_Reports"568-24,"C:\FedEx\FedEx_Reports"568-25,"C:\FedEx\FedEx_Reports"568-26,"C:\FedEx\FedEx_Reports"568-27,"C:\FedEx\FedEx_Reports"568-28,"C:\FedEx\FedEx_Reports"568-29,"C:\FedEx\FedEx_Reports"568-30,"C:\FedEx\FedEx_Reports"568-31,"C:\FedEx\FedEx_Reports"568-32,"C:\FedEx\FedEx_Reports"568-33,"C:\FedEx\FedEx_Reports"568-34,"C:\FedEx\FedEx_Reports"568-35,"C:\FedEx\FedEx_Reports"568-36,"C:\FedEx\FedEx_Reports"568-37,"C:\FedEx\FedEx_Reports"568-38,"C:\FedEx\FedEx_Reports"568-39,"C:\FedEx\FedEx_Reports"568-40,"C:\FedEx\FedEx_Reports"568-41,"C:\FedEx\FedEx_Reports"568-42,"C:\FedEx\FedEx_Reports"568-43,"C:\FedEx\FedEx_Reports"568-44,"C:\FedEx\FedEx_Reports"568-45,"C:\FedEx\FedEx_Reports"568-46,"C:\FedEx\FedEx_Reports"568-47,"C:\FedEx\FedEx_Reports"568-

	<p>48,"C:\FedEx\FedEx_Reports"568-49,"C:\FedEx\FedEx_Reports"568-50,"C:\FedEx\FedEx_Reports"568-51,"C:\FedEx\FedEx_Reports"568-52,"C:\FedEx\FedEx_Reports"568-53,"C:\FedEx\FedEx_Reports"568-54,"C:\FedEx\FedEx_Reports"569,"0000"595,"0300"596,"Y"597,"Y"598,"21"599,"0400"617,"8083"629,"N"638,"N"639,"001"639-2,"002"639-3,"003"639-4,"004"639-5,"005"639-6,"006"640,"N"640-2,"Y"640-3,"Y"640-4,"Y"640-5,"Y"640-6,"Y"642,"N"674,"435795245315"675,"435795495304"676,"435795247086"677,"435795495315"678,"435795745308"689,"..\EXPORT1.TXT"689-2,"..\EXPORT2.TXT"689-3,"..\EXPORT3.TXT"689-4,"..\EXPORT4.TXT"689-5,"..\EXPORT5.TXT"689-6,"..\EXPORT6.TXT"720,"Y"721,"7"722,"N"723,"7"724,"N"725,"7"726,"2048"727,"N"730,"N"733,"N"736,"N"1023,"Central America Standard Time"1084,"ARGA"1209,"N"<b>1284,"100000</b>"1311,"0"1312,"0"1313,"0"1331,"N"1332,"N"1355,"IPD-CDGI12345"1370,"3"1373,"001"1373-2,"002"1373-3,"003"1373-4,"004"1373-5,"005"1373-6,"006"1373-7,"007"1373-8,"008"1373-9,"010"1373-10,"011"1373-11,"012"1373-12,"013"1373-13,"031"1373-14,"032"1373-15,"033"1373-16,"034"1373-17,"035"1373-18,"036"1373-19,"037"1373-20,"038"1373-21,"039"1373-22,"040"1373-23,"041"1373-24,"042"1373-25,"047"1373-26,"050"1373-27,"051"1373-28,"052"1373-29,"053"1373-30,"054"1373-31,"056"1373-32,"057"1373-33,"058"1373-34,"061"1373-35,"062"1373-36,"063"1373-37,"066"1373-38,"067"1373-39,"068"1373-40,"069"1373-41,"070"1373-42,"071"1373-43,"072"1373-44,"073"1373-45,"074"1373-46,"077"1373-47,"078"1373-48,"079"1373-49,"080"1373-50,"082"1373-51,"083"1373-52,"084"1373-53,"085"1373-54,"086"1374,"N"1375,"1"1379,"..\fedex_admn\BACKUP1"1379-2,"..\fedex_admn\BACKUP2"1387,"2300"1455,"N"1588,"0"1588-2,"0"1595,"0"1595-2,"0"1606,"0"1606-2,"0"1619,"EXP"1654,"B"1680,"01"1687,"Y"1688,"1"1688-2,"1"1688-3,"1"1688-4,"1"1688-5,"1"1688-6,"1"1688-7,"1"1688-8,"1"1688-9,"1"1688-10,"1"1688-11,"1"1688-12,"1"1688-13,"1"1688-14,"1"1688-15,"1"1688-16,"1"1688-17,"1"1688-18,"1"1688-19,"1"1688-20,"1"1688-21,"1"1688-22,"1"1688-23,"1"1688-24,"1"1688-25,"1"1688-26,"1"1688-27,"1"1688-28,"1"1688-29,"1"1688-30,"1"1688-31,"1"1688-32,"1"1688-33,"1"1688-34,"1"1688-35,"1"1688-36,"1"1688-37,"1"1688-38,"1"1688-39,"1"1688-40,"1"1688-41,"1"1688-42,"1"1688-43,"1"1688-44,"1"1688-45,"1"1688-46,"1"1688-47,"1"1688-48,"1"1688-49,"1"1688-50,"1"1688-51,"1"1688-52,"1"1688-53,"1"1688-54,"1"1804,"0"1804-2,"0"1804-5,"0"1804-7,"0"1804-8,"0"1804-14,"0"1804-20,"0"1804-21,"0"1804-28,"0"1804-31,"0"1804-34,"0"1804-35,"0"1804-38,"0"1804-40,"0"1804-50,"0"2028,"N"2266,"RTF"2398,"0"2425,"00000"<b>2550,"NN"2551,"5"2552,"0200"2553,"N"2258,"60"2259,"14"2253,"3"2247,"14"2237,"14"2563,"3"2554,"N"2555,"Y"2556,"N"2564,"N"2713,"04"2805,"N"2820,"Y"2850,"NNNNNN"2850-2,"NNNNNN"3014,"N"3025,"FDXE"3025-2,"FDXG"3025-3,"FXFR"3025-4,"FDXS"<b>3028,"500XXX</b>"3062,"1"3062-2,"1"3062-3,"1"3062-4,"1"3180,"N"3181,"Y"3372,"42001"4614,"12345"5654,"Y"7245,"1"<b>7350,"2"7351,"100000</b>"7705,"N"7717,"0330"7717-2,"0330"7717-3,"0330"7717-4,"0000"7718,"1"7718-2,"1"7718-3,"1"7718-4,"0"7785,"Y"9913,"0"99,""</b></p>
0,"070"1,"Meter List Query-With Child US Meter-IGC Enabled"498,"10074XXX2"556,"2"99,""	<p>0,"170"1,"Meter List Query-With Child US Meter-IGC Enabled"4,"DONNA WEBB"5,"3757 FOREST LN"7,"DALLAS"8,"TX"9,"752447127"10,"607798435"32,"Sukumar"117,"US"183,"90126397640000"497,"150528"498,"100746602"561,"N"562,"0"563,"0"564,"0"565,"0"566,"1"567,"N"568,"C:\FedEx\FedEx_Reports"568-2,"C:\FedEx\FedEx_Reports"568-3,"C:\FedEx\FedEx_Reports"568-4,"C:\FedEx\FedEx_Reports"568-5,"C:\FedEx\FedEx_Reports"568-6,"C:\FedEx\FedEx_Reports"568-7,"C:\FedEx\FedEx_Reports"568-8,"C:\FedEx\FedEx_Reports"568-9,"C:\FedEx\FedEx_Reports"568-10,"C:\FedEx\FedEx_Reports"568-11,"C:\FedEx\FedEx_Reports"568-12,"C:\FedEx\FedEx_Reports"568-13,"C:\FedEx\FedEx_Reports"568-14,"C:\FedEx\FedEx_Reports"568-15,"C:\FedEx\FedEx_Reports"568-16,"C:\FedEx\FedEx_Reports"568-17,"C:\FedEx\FedEx_Reports"568-18,"C:\FedEx\FedEx_Reports"568-19,"C:\FedEx\FedEx_Reports"568-20,"C:\FedEx\FedEx_Reports"568-21,"C:\FedEx\FedEx_Reports"568-22,"C:\FedEx\FedEx_Reports"568-23,"C:\FedEx\FedEx_Reports"568-24,"C:\FedEx\FedEx_Reports"568-</p>

	<p>25,"C:\FedEx\FedEx_Reports"568-26,"C:\FedEx\FedEx_Reports"568-27,"C:\FedEx\FedEx_Reports"568-28,"C:\FedEx\FedEx_Reports"568-29,"C:\FedEx\FedEx_Reports"568-30,"C:\FedEx\FedEx_Reports"568-31,"C:\FedEx\FedEx_Reports"568-32,"C:\FedEx\FedEx_Reports"568-33,"C:\FedEx\FedEx_Reports"568-34,"C:\FedEx\FedEx_Reports"568-35,"C:\FedEx\FedEx_Reports"568-36,"C:\FedEx\FedEx_Reports"568-37,"C:\FedEx\FedEx_Reports"568-38,"C:\FedEx\FedEx_Reports"568-39,"C:\FedEx\FedEx_Reports"568-40,"C:\FedEx\FedEx_Reports"568-41,"C:\FedEx\FedEx_Reports"568-42,"C:\FedEx\FedEx_Reports"568-43,"C:\FedEx\FedEx_Reports"568-44,"C:\FedEx\FedEx_Reports"568-45,"C:\FedEx\FedEx_Reports"568-46,"C:\FedEx\FedEx_Reports"568-47,"C:\FedEx\FedEx_Reports"568-48,"C:\FedEx\FedEx_Reports"568-49,"C:\FedEx\FedEx_Reports"568-50,"C:\FedEx\FedEx_Reports"568-51,"C:\FedEx\FedEx_Reports"568-52,"C:\FedEx\FedEx_Reports"568-53,"C:\FedEx\FedEx_Reports"568-54,"C:\FedEx\FedEx_Reports"569,"0000"595,"0300"596,"Y"597,"Y"598,"21"599,"0400"617,"8083"629,"N"638,"N"639,"001"639-2,"002"639-3,"003"639-4,"004"639-5,"005"639-6,"006"640,"N"640-2,"Y"640-3,"Y"640-4,"Y"640-5,"Y"640-6,"Y"642,"N"674,"435797745311"675,"435797995300"676,"435797745322"689,"..\EXPORT1.TXT"689-2,"..\EXPORT2.TXT"689-3,"..\EXPORT3.TXT"689-4,"..\EXPORT4.TXT"689-5,"..\EXPORT5.TXT"689-6,"..\EXPORT6.TXT"720,"Y"721,"7"722,"N"723,"7"724,"N"725,"7"726,"2048"727,"N"730,"N"733,"N"736,"N"1023,"Central America Standard Time"1084,"PNXA"1209,"N"<b>1284,"100000"</b>1311,"0"1312,"0"1313,"0"1331,"N"1332,"N"1370,"3"1373,"001"1373-2,"002"1373-3,"003"1373-4,"004"1373-5,"005"1373-6,"006"1373-7,"007"1373-8,"008"1373-9,"010"1373-10,"011"1373-11,"012"1373-12,"013"1373-13,"031"1373-14,"032"1373-15,"033"1373-16,"034"1373-17,"035"1373-18,"036"1373-19,"037"1373-20,"038"1373-21,"039"1373-22,"040"1373-23,"041"1373-24,"042"1373-25,"047"1373-26,"050"1373-27,"051"1373-28,"052"1373-29,"053"1373-30,"054"1373-31,"056"1373-32,"057"1373-33,"058"1373-34,"061"1373-35,"062"1373-36,"063"1373-37,"066"1373-38,"067"1373-39,"068"1373-40,"069"1373-41,"070"1373-42,"071"1373-43,"072"1373-44,"073"1373-45,"074"1373-46,"077"1373-47,"078"1373-48,"079"1373-49,"080"1373-50,"082"1373-51,"083"1373-52,"084"1373-53,"085"1373-54,"086"1374,"N"1375,"1"1379,"..\fedex_admn\BACKUP1"1379-2,"..\fedex_admn\BACKUP2"1387,"2300"1455,"N"1588,"0"1588-2,"0"1595,"0"1595-2,"0"1606,"0"1606-2,"0"1619,"EXP"1654,"P"1680,"01"1687,"N"1688,"1"1688-2,"1"1688-3,"1"1688-4,"1"1688-5,"1"1688-6,"1"1688-7,"1"1688-8,"1"1688-9,"1"1688-10,"1"1688-11,"1"1688-12,"1"1688-13,"1"1688-14,"1"1688-15,"1"1688-16,"1"1688-17,"1"1688-18,"1"1688-19,"1"1688-20,"1"1688-21,"1"1688-22,"1"1688-23,"1"1688-24,"1"1688-25,"1"1688-26,"1"1688-27,"1"1688-28,"1"1688-29,"1"1688-30,"1"1688-31,"1"1688-32,"1"1688-33,"1"1688-34,"1"1688-35,"1"1688-36,"1"1688-37,"1"1688-38,"1"1688-39,"1"1688-40,"1"1688-41,"1"1688-42,"1"1688-43,"1"1688-44,"1"1688-45,"1"1688-46,"1"1688-47,"1"1688-48,"1"1688-49,"1"1688-50,"1"1688-51,"1"1688-52,"1"1688-53,"1"1688-54,"1"1804,"0"1804-2,"0"1804-3,"0"1804-4,"0"1804-5,"0"1804-6,"0"1804-7,"0"1804-8,"0"1804-9,"0"1804-10,"0"1804-11,"0"1804-12,"0"1804-13,"0"1804-14,"0"1804-15,"0"1804-16,"0"1804-17,"0"1804-18,"0"1804-19,"0"1804-20,"0"1804-21,"0"1804-22,"0"1804-23,"0"1804-24,"0"1804-25,"0"1804-26,"0"1804-27,"0"1804-28,"0"1804-29,"0"1804-30,"0"1804-31,"0"1804-32,"0"1804-33,"0"1804-34,"0"1804-35,"0"1804-36,"0"1804-37,"0"1804-38,"0"1804-39,"0"1804-40,"0"1804-41,"0"1804-42,"0"1804-43,"0"1804-44,"0"1804-45,"0"1804-46,"0"1804-47,"0"1804-48,"0"1804-49,"0"1804-50,"0"1804-51,"0"1804-52,"0"1804-53,"0"1804-54,"0"2028,"N"2266,"RTF"2398,"0"2425,"00000"2550,"NN"2551,"5"2553,"N"2258,"60"2259,"14"2253,"3"2247,"14"2237,"14"2563,"3"2550,"NN"2551,"5"2552,"0200"2553,"N"2554,"N"2555,"Y"2556,"Y"2564,"N"2713,"04"2805,"N"2820,"N"2850,"NNNNNN"2850-2,"NNNNNN"3014,"N"3025,"FDXE"3025-2,"FDXG"3025-3,"FXFR"3025-4,"FDXS"<b>3028,"607XXXX35"</b>3062,"1"3062-2,"1"3062-3,"1"3062-4,"1"3180,"N"3181,"Y"3372,"42001"5654,"N"<b>7350,"2"7351,"100000"</b>7705,"N"7717,"0330"7717-2,"0330"7717-3,"0330"7717-4,"0000"7718,"1"7718-2,"1"7718-3,"1"7718-4,"0"7785,"Y"9913,"0"99,""</p>
--	--

The 070 Meter Query transaction returns appropriate configuration value for the tag 732 when a list meter details, or update meter query is used.

Sample Transactions:

Request	Reply
0,"070"1,"Meter Configuration Update Query"498,"413037"556,"3"595,"1400"9744,"03"9746,"2008"99,""	0,"170"1,"Meter Configuration Update Query"4,"SN2000 TEST"5,"3350 PEMBROKE RD"6,""7,"CINCINNATI"8,"OH"9,"452461029"10,"314114140"32,"KATRINA CARRIGAN"38,""117,"US"183,"9012655554"498,"413034"557,"01"557-2,"01"557-3,"01"558,"2946"558-2,"2946"558-3,"2946"559"571,""595,"1400"596,"Y"597,"Y"598,"21"599,"0400"617,"8083"621,""622,"2000"629,"N"638,"N"639,"001"639-2,"002"639-3,"003"639-4,"004"639-5,"005"639-6,"006"640,"N"640-2,"Y"640-3,"Y"640-4,"Y"640-5,"Y"640-6,"Y"642,"N"689,"..\EXPORT1.TXT"689-2,"..\EXPORT2.TXT"689-3,"..\EXPORT3.TXT"689-4,"..\EXPORT4.TXT"689-5,"..\EXPORT5.TXT"689-6,"..\EXPORT6.TXT"719,""720,"Y"721,"7"722,"N"723,"7"724,"N"725,"7"726,"2048"727,"N"728,"1"730-2,"N"732,"N"733,"N"736,"N"740,"N"741,"0000"742,""1084,"CVGA"1332,"N"1339,""1341,""1370-2,"3"1375-2,"1"1379,"..\fedex_admn\BACKUP2"1379-2,"..\fedex_admn\BACKUP1"1387,"2300"1455,"N"1619-2,"EXP"1654,"B"1680,"01"1687,"N"2237,"14"2247,"8"2253,"3"2258,"60"2259,"14"2266,"RTF"2398,"0"2420,""2452,""2550,"NN"2551,"5"2552,"0200"2553,"N"2554,""2555,"Y"2556,"N"2563,"3"2713,"04"2850,"NNNNNN"2850-2,"NNNNNN"2850-3,""2850-4,""3025,"FDXE"3025-2,"FDXG"3025-3,"FXFR"3025-4,"FDXS"3028,"5247402"3181,"Y"3372,"42001"6112,""6113,""6114,""6115,""7350,"2"7351,"100000"7705,"N"7717,"0330"7717-2,"0330"7717-3,"0330"7717-4,"0000"7718,"1"7718-2,"1"7718-3,"1"7718-4,"0"7785,"Y"99,""

## Disable Backup Time flag – Tag 736

A new tag, **736- Disable Backup Time flag** is included in Meter Query/List Meter Information Transaction. This tag indicates the status of **Disable Backup time** option (enabled/disabled). The details are as follows:

**Table 148: Disable Backup Time flag**

Field ID	Field Name	Update	Affected Transaction
<b>736</b>	Disable Backup Time flag	New Field	070/170 Meter Query/List Meter Request/Reply transaction
<b>Description</b> This tag is used in a 070-meter update transaction to appropriately toggle the database backup functionality. When the value is Y, the current backup database functionality is enabled. When the value is N, the current backup database functionality is disabled. The associated control in the FedEx Ship Manager® Server Configuration screen is available in System Settings tab.			
<b>Valid values</b> Y = disable backup functionality will be turned on N = disable backup functionality will be turned off			
<b>Type:</b> A (Alphabet)		<b>Minimum Length:</b> 1	<b>Maximum Length:</b> 1
<b>Multiple Occurrence:</b> No		<b>Input/Output:</b> O	<b>Carrier:</b> NA
<b>Default Value:</b> N		<b>Optionality:</b> Optional	<b>Level:</b> NA
<b>Service Impacted:</b> NA			

The tag **736 – Disable Backup time flag** is displayed in List Meter Information Reply transaction.

*Note: The option is available for Parent Meter/Master Meter only.*

### Sample Transaction

Request	Reply
0,"070"1,"List Meter Information MASTER"498,"179XX0"556,"2"9744,"03"9746,"2008"99,""	0,"170"1,"List Meter Information - MASTER"4,"MEMPHIS"5,"10 FED EX PKWY"6,""7,"COLLIERVILLE"8,"TN"9,"38XXXX711"10,"606X XXX86"32,"Customer Name"38,""117,"US"183,"9012634XXXX00"497,"179XX0"4 98,"179XX0"538,""561,""562,"0"563,"0"564,"0"565,"0"566, "1"567,"N"568,""569,"0000"571,""595,"0300"596,"Y"597," N"598,"21"599,"0400"617,"8083"621,""629,"N"638,"N"639 ,"001"639-2,"002"639-3,"003"639-4,"004"639-5,"005"639- 6,"006"640,"N"640-2,"Y"640-3,"Y"640-4,"Y"640-5,"Y"640- 6,"Y"642,"N"674,"43324XXXX251"675,"433249311244"676 ,"43324XXXX251"689,"..\EXPORT1.TXT"689- 2,"..\EXPORT2.TXT"689-3,"..\EXPORT3.TXT"689- 4,"..\EXPORT4.TXT"689-5,"..\EXPORT5.TXT"689- 6,"..\EXPORT6.TXT"719,""720,"Y"721,"7"722,"N"723,"7"72 4,"N"725,"7"727,"N"730,"N"732,""733,"N"736,"N"1023,"C entral Standard Time"1084,"HCAA"1209,"N"1311,"0"1312,"0"1313,"0"1331 ,"N"1332,"N"1339,""1341,""1370,"3"1373,""1374,"N"1375, "1"1379,"..\fedex_admn\BACKUP1"1379- 2,"..\fedex_admn\BACKUP2"1387,"2300"1455,"N"1588,"0"

	1588-2,"0"1595,"0"1595-2,"0"1606,"0"1606-2,"0"1619,"EXP"1654,"N"1680,"01"1687,"N"1688,"1"1804,""2028,"N"2266,"RTF"2398,"0"2420,""2425,""2452,""2550,"NN"2551,"5"2552,"0200"2553,"N"2554,"N"2555,"Y"2564,"N"2713,"04"2805,"N"2820,"O"2850,"NNNNNN"2850-2,"NNNNNN"2850-3,""2850-4,""3014,"N"3025,"FDXE"3025-2,"FDXG"3025-3,"FXFR"3025-4,"FDXS"3062,"1"3062-2,"1"3062-3,"1"3062-4,"1"3180,"N"3181,"Y"3372,"42001"5654,"N"6112,""6113,""6114,""6115,""7350,"2"7351,"100000"7705,"N"7717,"0330"7717-2,"0330"7717-3,"0330"7717-4,"0000"7718,"1"7718-2,"1"7718-3,"1"7718-4,"0"7785,"Y"9744,"03"9746,"2008"9913,"0"99,""
--	--

### Enhance Transaction Validation – Tag 733

A new tag, **733 - Enhance Transaction Validation** is added to Meter Query transaction. This tag is used to enable/disable **Enhanced Transaction Validation** checkbox in **System Settings** tab. The tag details are given in the table below.

**Table 149: Tag 733 - Enhance Transaction Validation**

Field ID	Field Name	Update	Affected Transaction
<b>733</b>	Enhance Transaction Validation	New Field	070/170 Meter Query Request/Reply transaction
	<b>Description</b> The tag is used in 070 list meter information or meter query update transaction. This tag represents the enablement/disablement for enhanced validation of a transaction, associated with <i>Enable Transaction Validation</i> checkbox in FedEx Ship Manager® Server System Settings tab. <ul style="list-style-type: none"> <li>When the control is <b>enabled</b>, the validation results in appropriate warning or error message, displayed for a specific transaction type.</li> <li>When the control is <b>disabled</b>, the validation is excluded, and no warning or error message is displayed for a specific transaction type.</li> </ul>		
	<b>Valid values</b> N – Do not perform Enhanced Transaction Validation Y – Perform Enhanced Transaction Validation		
	<b>Type:</b> A (Alphabet)	<b>Minimum Length:</b> 1	<b>Maximum Length:</b> 1
	<b>Multiple Occurrence:</b> No	<b>Input/Output:</b> I/O	<b>Carrier:</b> NA
	<b>Default Value:</b> N	<b>Optionality:</b> Optional	<b>Level:</b> NA
	<b>Service Impacted:</b> NA		

### Operational Element No. 24 – Tag 734

A new tag # 743 - Operational Element No. 24 is included in shipment transactions to indicate Monitoring invention (MI) and Healthcare Identifier (HCID) fields in the shipment label. The details are as follows:

Field ID	Field Name	Update	Affected Transaction
743	Operational Element No. 24	New tag values added	020 global shipment/Routing transaction
	<b>Description</b> <ul style="list-style-type: none"> <li>Operational Element No. 24 field indicates the content of operational element 24— Monitoring and Intervention / Healthcare ID code.</li> </ul> <p><i>Note: This tag is input to label generation module and output to customers at shipping time.</i></p>		
	Type: AN	Minimum Length: 9	Maximum Length: 18
	Multiple Occurrence: Y	Input/Output: I/O	Carrier: FDXE
	<b>Valid Values:</b> NA <b>Default Value:</b> NA <b>Optionality:</b> Optional <b>Level:</b> Piece		

### FedEx Ground® Economy transaction updates

The FedEx Ground® Economy shipment service now generates barcodes that displays the following fields.

- Planned delivery day (tag # 194 Delivery Day)
- Planned deliver by date (tag # 409 Deliver by Date)
- Planned deliver by time (tag#2450 Deliver by Date)
- Days in Transit (tag# 3058 Time in Transit)

Sample Transactions:

Request	Reply
0,"020"1,"FGE"11,"FedEx"12,"FXRS_Onsite"13,"Smartpost Shipment"14,"SmartPost Ground Email Notification"15,"Chicago"16,"IL"17,"60606"18,"1234567890"23,"1"25,"SmartPost regular"32,"FXRS"50,"US"57,"4"58,"4"59,"6"75,"LBS"116,"1"117,"US"183,"0987654321"187,"PNG"498,"263954"1116,"I"1201,"FGE_EP IC3_Notif@corp.ds.fedex.com "1202,"FGE_EPIC3_Notif@corp.ds.fedex.com "1204,"FGE_EPIC3_Notif@corp.ds.fedex.com "1204-2,"FGE_EPIC3_Notif@corp.ds.fedex.com "1204-3,"FGE_EPIC3_Notif@corp.ds.fedex.com "1206,"Y"1206-2,"Y"1206-3,"Y"1273,"01"1274,"SB"1554,"Y"1557,"Y"1670,"6"2210,"RMANum ber123456"2416,"2"2425,"10205"2801,"5751"3001,"PONumber12 345678"3024,"0987654321"3056,"PONumber12345678"3204,"Y"9 9,""	0,"120"1,"FGE"10,"7XXX67394"29,"65570311475 4"34,"1198"35,"172"36,"00"37,"1370"60,"1"194, "FRI"409,"09152023"431,"N"498,"26XXX4"656,"6 557 0311 4754"664,"9631091570700067394500655703114 754"668,"9631 0915 7 (000 000 0000) 5 00 6557 0311 4754"671,"2"672,"5"1090,"USD"1092,"5"1274,"S B"1596,"0"1598,"0"1947,"700"1947- 2,"490"1948,"100"1948- 2,"72"2418,"420606069241992000599425004176 "2450,"End of Day"3058,"3"4565,"00"4927,"419920005994250 04176"7786,"Delivery and Returns"7786-2,"Fuel Surcharge"99,""

### Tag Enhancements - 622, 1284, 2237, 2244, 2247, 2259, 2258 , 2563

New tags **622, 1284, 2237, 2244, 2247, 2259, 2258 , 2563** are added to the 070/170 Meter Query transaction. The tag details are as follows:

Table 150: CTS Port Number

Field ID	Field Name	Update	Affected Transaction
622	CTS Port Number	Existing Field	070 Shipment Meter Query transaction Request and Reply
	<b>Description</b> This tag is used to modify or retrieve the port number during the client transaction.  <i>Note: This port currently is inactive for the listening of an incoming transaction. Any port already in use may pose a conflict, and it is suggested to use another port number. We recommend port 1000 or higher, as a lower bound value implies that the minimum length should be 4 digits, rather than 1.</i>		
	<b>Valid values</b> 1 – 65535		
	Type: N	Minimum Length: 1	Maximum Length: 5
	Multiple Occurrence: No	Input/Output: I/O	Carrier: FDXE, FDXE, FDXS
	Default Value: 2000	Optionality: Required	Level: NA
	<b>Service Impacted:</b> Configuration		



Table 151: Transaction Buffer Setting

Field ID	Field Name	Update	Affected Transaction
1284	Transaction Buffer Setting	New Field	070/170 Meter Query transactions
	<b>Description</b> This tag is used to get the transaction buffer size for an in/out transaction and to represent the number of bytes for that buffer.		
	<b>Valid values</b> 10000 - Small 100000 - Medium 300000 - Large 1000000 - Extra Large ##### - Custom (when ##### from 10000 up to 3000000)		
	Type: N	Minimum Length: 5	Maximum Length: 7
	Multiple Occurrence: No	Input/Output: I/O	Carrier: All
	Default Value: 100000	<b>Optionality:</b> Optional	Level: NA
	<b>Service Impacted:</b> Configuration		

Table 152: Ground Commercial Invoice Upload Retention Period (days)

Field ID	Field Name	Update	Affected Transaction
2237	Ground Commercial Invoice Upload Retention Period (days)	New Field	070/170 Meter Query transactions
	<b>Description</b> This tag is used to modify or retrieve the value for the FedEx Ground® hourly upload retention period of the shipment files that were previously transmitted & represented as the number of days.		
	<b>Valid Values:</b> Minimum = 7 Maximum = 99		
	Type: N	Minimum Length: 1	Maximum Length: 2
	Multiple Occurrence: No	Input/Output: I/B	Carrier: All
	Default Value: 14	<b>Optionality:</b> Optional	Level: NA
<b>Service Impacted:</b> Configuration			

**Table 153: Tracking Logging Retention Period (days)**

Field ID	Field Name	Update	Affected Transaction
2244	Tracking Logging Retention Period (days)	New Field	070/170 Meter Query transactions
	<b>Description</b> This tag is used to modify or retrieve the value for the tracking logging retention period days, and it is represented as number of days.		
	<b>Valid values</b> Minimum = 3 Maximum = 30		
	<b>Type:</b> N	<b>Minimum Length:</b> 1	<b>Maximum Length:</b> 2
	<b>Multiple Occurrence:</b> No	<b>Input/Output:</b> I/O	<b>Carrier:</b> All
	<b>Default Value:</b> 3	<b>Optionality:</b> Optional	<b>Level:</b> NA
	<b>Service Impacted:</b> Configuration		

**Table 154: Ground Hourly Upload Retention Period (days)**

Field ID	Field Name	Update	Affected Transaction
2247	Ground Hourly Upload Retention Period (days)	New Field	070/170 Meter Query transactions
	<b>Description</b> This tag is used to modify or retrieve the value for the FedEx Ground hourly upload retention period days for the shipment files previously transmitted & represented as the number of days.		
	<b>Valid values</b> Minimum = 7 Maximum = 99		
	<b>Type:</b> N	<b>Minimum Length:</b> 1	<b>Maximum Length:</b> 2
	<b>Multiple Occurrence:</b> No	<b>Input/Output:</b> I/O	<b>Carrier:</b> All
	<b>Default Value:</b> 14	<b>Optionality:</b> Optional	<b>Level:</b> NA
	<b>Service Impacted:</b> Configuration		

### Batch Processing tags – 740, 741, and 742

New Tags are added for shipment Batch Processing functionality. The details are as follows:

- 740 Enable Batch Processing Flag
- 741 Batch Processing Interval (in milliseconds)
- 742 Batch Processing Folder

**Table 155: Tag 740 - Enable Batch Processing Flag**

Field ID	Field Name	Update	Affected Transaction
----------	------------	--------	----------------------

<b>740</b>	Enable Batch Processing Flag	New Field	070-meter query/update fields
	<b>Description</b> <p>The tag is used in 070 Meter Update transaction to turn on/off the Batch Processing function found in FSMS Configuration screen&gt;Advance Settings tab.</p> <p>The value of the batch processing control will be returned in a 170 reply for meter update &amp; list meter information transaction types. The update for a transaction is applicable only for the parent meter number.</p> <p>This tag will have multiple child tags - 741 Batch Processing Interval (in milliseconds) and 742 Batch Processing Folder. These three tags should be used in conjunction with each other during the meter update transaction.</p>		
	<b>Type:</b> A	<b>Minimum Length:</b> 1	<b>Maximum Length:</b> 1
	<b>Multiple Occurrence:</b> N	<b>Input/Output:</b> I/O	<b>Carrier:</b> NA
	<b>Valid Values:</b> <ul style="list-style-type: none"> <li>Y = Enable batch processing</li> <li>N = Disable batch processing</li> </ul>		
	<b>Default Value:</b> N Optionality: Conditionally Required Level: NA		

Table 156: Batch Processing Interval (in milliseconds)

Field ID	Field Name	Update	Affected Transaction
<b>741</b>	Batch Processing Interval (in milliseconds)	New Field	070-meter query/update fields
	<b>Description</b> <p>This tag allows the user to modify the interval of time used to where input transactions reside for the feature called batch processing.</p> <p>The tag is used in 070 Meter Update transaction to turn on/off the Batch Processing function found in FSMS Configuration screen&gt;Advance Settings tab.</p> <p>The value of the batch processing control will be returned in a 170 reply for meter update &amp; list meter information transaction types. The update for a transaction is applicable only for the parent meter number.</p> <p>This tag is dependent upon two other tags: 740 – Enable Batch Processing Flag and 742 – Batch Processing Folder. These three tags should be used in conjunction with each other during the meter update transaction. A trailing backslash for the path must be included such as C:\BatchProcessing\.</p>		
	<b>Type:</b> A	<b>Minimum Length:</b> 1	<b>Maximum Length:</b> 5

	<b>Multiple Occurrence:</b> N	<b>Input/Output:</b> I/O	<b>Carrier:</b> NA
	<b>Valid Values:</b> values range from 0 to 10000 milliseconds. <b>Default Value:</b> 500 <b>Optionality:</b> Optional This tag is an optional tag for a 070-transaction type. Specifically required when performing a meter Update, the tag needs to be used in conjunction with its parent tag # 740 – Enable Batch Processing Flag <b>Level:</b> NA		

**Table 157: Batch Processing Folder**

Field ID	Field Name	Update	Affected Transaction
<b>742</b>	Batch Processing Folder	New Field	070-meter query/update fields
	<b>Description</b> This tag allows the user to modify the folder location for batch processing. When batch processing is enabled, FSMS will process any .IN file in the folder. A corresponding .OUT file per .IN file is saved in the folder.  The tag and its value can be sent via a 070 Meter Update transaction to appropriately set the value for the associated control found in the FSMS Configuration screen>Advance Settings tab.  The value of the batch processing folder control is displayed in a 170 reply for both meter update & list meter information transaction types. The update for a transaction is only applicable against the parent meter number.  This tag is dependent on tags: 740 – Enable Batch Processing Flag and 741 – Interval (in seconds). These three tags should be used in conjunction with each other during the meter update transaction. A trailing backslash for the path must be included such as C:\BatchProcessing\ 		
	<b>Type:</b> A	<b>Minimum Length:</b> 1	<b>Maximum Length:</b> 255
	<b>Multiple Occurrence:</b> N	<b>Input/Output:</b> I/O	<b>Carrier:</b> NA
	<b>Valid Values:</b> any valid folder path up to 255 characters (ex: C:\BatchProcessing\ <b>Default Value:</b> 0 <b>Optionality:</b> Conditionally Required This tag is optional for 070-transaction. Specifically required when performing a meter Update, the tag needs to be used in conjunction with its parent tag # 740 – Enable Batch Processing Flag <b>Level:</b> NA		

**Lithium Batteries/cell Sub Special Services - Tag 7801**

New values are added to the tag 7801 - Lithium Batteries/cell Sub Special Services, the details are given in the table below.

Table 158: Tag 7801 values update

Field ID	Field Name	Update	Affected Transaction
7801	Lithium Batteries/Cells Sub Special Services	New tag values added	070 meter query/update fields
	<b>Description</b> Lithium Batteries/Cells Sub Special Services field allows to specify the type(s) of small quantities or low watt hours Section II Lithium Batteries/Cells contained in the package. There are 6 sub special service types of lithium batteries and cells. <i>Note: Second level of multiple occurrences need to be used in case of single-shot multiple piece transaction. For example: 7801-1-1 (7801-&lt;package index&gt;-&lt;tag 7801 occurrence&gt;)</i>		
	Type: N	Minimum Length: 1	Maximum Length: 1
	Multiple Occurrence: N	Input/Output: I/O	Carrier: FDXS
	<b>Valid Values:</b> <ul style="list-style-type: none"> <li>1 - Ion Packed with Equipment (UN3481, PI966)</li> <li>2 - Ion Contained in Equipment (UN3481, PI967)</li> <li>3 - Metal Packed with Equipment (UN3091, PI969)</li> <li>4 - Metal Contained in Equipment (UN3091, PI970)</li> <li>5 - Ion Standalone (UN3480 with SP188)</li> <li>6 - Metal Standalone (UN3090 with SP188)</li> </ul> <b>Default Value:</b> NA <b>Optionality:</b> Optional <b>Level:</b> Piece		

Table 159: Hourly Upload Retention Period (days)

Field ID	Field Name	Update	Affected Transaction
2259	Hourly Upload Retention Period (days)	New Field	070/170 Meter Query transactions
	<b>Description</b> This tag is used to modify or retrieve the value of the hourly upload retention period days for the shipments, that was previously transmitted and expressed in dates. <b>Valid values</b> Minimum = 7 Maximum = 14		
	Type: N	Minimum Length: 1	Maximum Length: 2
	Multiple Occurrence: No	Input/Output: I/O	Carrier: All
	Default Value: 14	Optionality: Optional	Level: NA
	<b>Service Impacted:</b> Configuration		

**Table 160: Express & Ground Hourly Upload Interval (minutes)**

Field ID	Field Name	Update	Affected Transaction
2258	Express & Ground Hourly Upload Interval (minutes)	New Field	070/170 Meter Query transactions
	<b>Description</b> This tag is used to modify and retrieve the hourly upload interval of FedEx Express® and FedEx Ground Intraday shipments that are expressed in minutes between each download.		
	<b>Valid values</b> Minimum = 10 Maximum = 120		
	<b>Type:</b> N	<b>Minimum Length:</b> 2	<b>Maximum Length:</b> 3
	<b>Multiple Occurrence:</b> No	<b>Input/Output:</b> I/O	<b>Carrier:</b> All
	<b>Default Value:</b> 10	<b>Optionality:</b> Optional	<b>Level:</b> NA
	<b>Service Impacted:</b> Configuration		

**Table 161: Communication Logging Retention Period (days)**

Field ID	Field Name	Update	Affected Transaction
2253	Communication Logging Retention Period (days)	New Field	070/170 Meter Query transactions
	<b>Description</b> This tag is used to modify or retrieve the value for communication log files retention period days for the shipments. <b>Valid values</b> Minimum = 1 Maximum = 7		
	Type: N	Minimum Length: 1	Maximum Length: 1
	Multiple Occurrence: No	Input/Output: I/O	Carrier: All
	Default Value: 3	Optionality: Optional	Level: NA
	Service Impacted: Configuration		

**Table 162: Label Buffer Retention (days)**

Field ID	Field Name	Update	Affected Transaction
2563	Label Buffer Retention (days)	New Field	070/170 Meter Query transactions
	<b>Description</b> This tag is used to represent and retrieve the value set for the number of days FedEx generated label buffers to be saved, before being purged (deleted/removed) from the saved folder. <b>Valid values</b> Minimum = 1 Maximum = 3		
	Type: N	Minimum Length: 1	Maximum Length: 1
	Multiple Occurrence: No	Input/Output: I/O	Carrier: All
	Default Value: 14	Optionality: Optional	Level: NA
	Service Impacted: Configuration		

## Bill 3rd Party Payment type

When a FedEx Ground® or Home Delivery transaction contains the bill 3rd party or bill recipient payment type and if the account number used in the transaction is not configured in the software, then an error or warning message will be displayed.

The rate and ship transactions display an error/warning message for below criteria;

- When the transaction contains the bill 3rd party or bill recipient payment type
- When the account number used in the transaction is not configured in the software

The transactions samples for FedEx Express® and FedEx Ground® shipments are as follows:

The informational tags 557/558/559 are used in the below sample.

**Table 163: Sample transactions for 3rd Party payment type**

Payment type	Service type	Reply transaction sample
Bill 3rd Party	Any FedEx Express®	No error or warning message.
Bill 3rd Party	FedEx Ground®	Warning message. ... 557,"02" 558,"5038" 559," <b>Payer Account Number is not configured</b> ". ...
Bill 3rd Party	FedEx Ground® Economy	Error message ... 560,"com.fedex.rate.RatingException: Account Number is missing or invalid" ...
Bill 3rd Party	Home Delivery	Warning message ... 557,"02" 558,"5038" 559," <b>Payer Account Number is not configured</b> ". ...
Bill Recipient	Any FDXE	No error or warning message.
Bill Recipient	GROUND	Warning message ... 557,"02" 558,"5038" 559," <b>Payer Account Number is not configured</b> ". ...

## HS Code error message update

The Harmonized Search error message format is updated as the following.

*'The Harmonized code provided (#####) for [commodity\_line\_item] does not match the derived Harmonized code (#####) for the description provided [commodity\_description\_here]'*

Sample transactions for select/clear **Trust the Harmonized code I provided** checkbox in *System Settings* tab.

**Table 164: HS code sample transaction - deselect checkbox (error message is displayed)**

Request	Reply
---------	-------



0,"20"12,"Recipient name"13,"204 AMAGOK STREET"14,"426B"15,"KUGLUKTUK"16,"NU"17,"X0B0E0"18,"360450XXX1"23,"1"24," 20230926"25,"010373331"50,"CA"57,"11"58,"13"59,"19"70,"1"72,"6"74,"US"74- 2,"US"74-3,"US"74-4,"US"74-5,"US"74-6,"US"74-7,"US"74-8,"US"75,"LBS"77,"2"77- 2,"1"77-3,"1"77-4,"1"77-5,"1"77-6,"1"77-7,"2"77-8,"1"79,"Mrs. Millers Old Fashioned Medium Egg Noodles 16 o"79-2,"Pamelas Products Whenever Bars áOat Cranberry Almo"79-3,"Pamelas Products Whenever Bars Gluten Free áRaisin"79-4,"Pamelas Products Whenever Bars Gluten Free áOat BI"79-5,"KIND Healthy Grains Granola Bars Gluten Free áOats"79-6,"KIND Healthy Grains Granola Bars Gluten Free áVani"79- 7,"Stonewall Kitchen Jam áWild Maine Blueberry 12.5 o"79-8,"NOW Foods Organic Raw Walnuts Unsalted 12 oz"80,"US"80-2,"US"80-3,"US"80-4,"US"80-5,"US"80- 6,"US"80-7,"US"80-8,"US"81,"1902199990"81-2,"3305100000"81- 3,"2106909999"81-4,"1905319900"81-5,"1704900000"81-6,"1704900000"81- 7,"2007910010"81-8,"0802320000"82,"1"82-2,"4"82-3,"4"82-4,"4"82-5,"4"82- 6,"4"82-7,"3"82-8,"2"113,"Y"116,"1"119,"14660"120,"092819250417"120- 2,"093709600114"120-3,"093709600220"120-4,"093709600336"120- 5,"602652184000"120-6,"602652184048"120-7,"711381000083"120- 8,"733739070746"169,"US"170,"SHIPPING"171,"VITACOST.COM"172,"130 LEXINGTON PKWY"174,"LEXINGTON"175,"NC"176,"272950000"178,"(336)956- 0807"187,"288"414,"PCS"414-2,"PCS"414-3,"PCS"414-4,"PCS"414-5,"PCS"414- 6,"PCS"414-7,"PCS"414- 8,"PCS"440,"Y"498,"41XXX4"538,"Zebra"541,"YNNNNNNNNY"542,"011996205"1030," 4510000"1030-2,"5640000"1030-3,"5640000"1030-4,"5640000"1030- 5,"4320000"1030-6,"4320000"1030-7,"7330000"1030- 8,"8930000"1090,"USD"1273,"01"1274,"03"1275,"092819250417"1275- 2,"093709600114"1275-3,"093709600220"1275-4,"093709600336"1275- 5,"602652184000"1275-6,"602652184048"1275-7,"711381000083"1275- 8,"733739070746"1282,"F"1331,"N"1485,"SHIPPING MANAGER"1486,"VITACOST"1487,"130 Lexington Parkway"1489,"Lexington"1490,"NC"1491,"27295"1492,"8007932601"1585,"US"158 6,"Y"1670,"1855"1958,"BOX"2416,"2"2805,"Y"2818,"1"2820,"Y"2821,"F"3057,"0356 62122"6110,"NNNNNNNNNNNNNNNNNNNNNN"99,""	0,"120"2,"0938"3," <b>The Harmonized Code provided (3305100000) for commodity(2) does not match the derived Harmonized Code (080540) for the description provided (Pamelas Products Whenever Bars áOat Cranberry Almo)"</b> 10,"314114140"498,"41 XXX4"542,"011996205"1274,"0 3"1678,"FDX1"1678- 2,"FDX1"1678-3,"FDX2"1678- 4,"FDX3"1678-5,"FDX4"1678- 6,"FDX5"1678-7,"FDX6"1678- 8,"FDX7"5432,"080540"7700,"0 0"7701,"00"7702,"00"7703,"1"9 9,""
---	---

Table 165: HS code sample transaction - select Checkbox (warning message is displayed)

Request	Reply
0,"20"12,"Recipient name"13,"204 AMAGOK STREET"14,"426B"15,"KUGLUKTUK"16,"NU"17,"X0B0E0" 18,"3604505571"23,"1"24,"20230926"25,"010373331"5 0,"CA"57,"11"58,"13"59,"19"70,"1"72,"6"74,"US"74- 2,"US"74-3,"US"74-4,"US"74-5,"US"74-6,"US"74- 7,"US"74-8,"US"75,"LBS"77,"2"77-2,"1"77-3,"1"77- 4,"1"77-5,"1"77-6,"1"77-7,"2"77-8,"1"79,"Mrs. Millers Old Fashioned Medium Egg Noodles 16 o"79-2,"Pamelas Products Whenever Bars áOat Cranberry Almo"79- 3,"Pamelas Products Whenever Bars Gluten Free áRaisin"79-4,"Pamelas Products Whenever Bars Gluten Free áOat BI"79-5,"KIND Healthy Grains Granola Bars Gluten Free áOats"79-6,"KIND Healthy Grains Granola Bars Gluten Free áVani"79-7,"Stonewall Kitchen Jam	0,"120"10,"314114140"29,"511232916922"30,"S5 YFBX "33,"O#"34,"28026"35,"6861"36,"00"37,"34887"60,"20"112, "19"113,"Y"116,"1"119,"14660"195,"YOW"198,"YFBX "431,"Y"498,"41XXX4"526,"0430"542,"011996205"557,"02"5 57-2,"01"558,"0938"558-2,"2648"559," <b>The Harmonized Code provided (3305100000) for commodity(2) does not match the derived Harmonized Code (080540) for the description provided (Pamelas Products Whenever Bars áOat Cranberry Almo)"</b> 559-2," Electronic Trade Document Upload is not available for the service selected"650,"TRK#"651,"0430"653,"S5 YFBX "656,"5112 3291 6922"658,"O#"659,"INTL ** 2DAY ***"660,"NSR ETD RES"661,"X0B 0E0"662,"NT- CA"663,"YOW"664,"107227738434070443260051123291692

áWild Maine Blueberry 12.5 o"79-8,"NOW Foods Organic Raw Walnuts Unsalted 12 oz"80,"US"80- 2,"US"80-3,"US"80-4,"US"80-5,"US"80-6,"US"80- 7,"US"80-8,"US"81,"1902199990"81-2,"3305100000"81- 3,"2106909999"81-4,"1905319900"81- 5,"1704900000"81-6,"1704900000"81- 7,"2007910010"81-8,"0802320000"82,"1"82-2,"4"82- 3,"4"82-4,"4"82-5,"4"82-6,"4"82-7,"3"82- 8,"2"113,"Y"116,"1"119,"14660"120,"092819250417"12 0-2,"093709600114"120-3,"093709600220"120- 4,"093709600336"120-5,"602652184000"120- 6,"602652184048"120-7,"711381000083"120- 8,"733739070746"169,"US"170,"SHIPPING"171,"VITACO ST.COM"172,"130 LEXINGTON PKWY"174,"LEXINGTON"175,"NC"176,"272950000"178, "(336)956-0807"187,"288"414,"PCS"414-2,"PCS"414- 3,"PCS"414-4,"PCS"414-5,"PCS"414-6,"PCS"414- 7,"PCS"414- 8,"PCS"440,"Y"498,"41XXX4"538,"Zebra"541,"YNNNNN NNY"542,"011996205"1030,"4510000"1030- 2,"5640000"1030-3,"5640000"1030-4,"5640000"1030- 5,"4320000"1030-6,"4320000"1030-7,"7330000"1030- 8,"8930000"1090,"USD"1273,"01"1274,"03"1275,"0928 19250417"1275-2,"093709600114"1275- 3,"093709600220"1275-4,"093709600336"1275- 5,"602652184000"1275-6,"602652184048"1275- 7,"711381000083"1275- 8,"733739070746"1282,"F"1331,"N"1485,"SHIPPING MANAGER"1486,"VITACOST"1487,"130 Lexington Parkway"1489,"Lexington"1490,"NC"1491,"27295"1492, "8007932601"1585,"US"1586,"Y"1670,"1855"1958,"BOX "2416,"2"2805,"Y"2818,"1"2820,"Y"2821,"F"3057,"0356 62122"6110,"NNNNNNNNNNNNNNNNNNNN"99,""	2"665,"585C4/05BA/D078"671,"2"1084,"CVGA "1086,"20"1090,"USD"1092,"B"1125,"0"1136,"S5"1274,"03" 1359,"NO EEI 30.36"1507,"6861"1519,"28026"1528,"34887"1533,"34887" 1598,"34887"1599,"34887"1678,"FDX0"1678-2,"FDX1"1678- 3,"FDX2"1678-4,"FDX3"1678-5,"FDX4"1678-6,"FDX5"1678- 7,"FDX6"1678-8,"FDX7"1933,"EN"1934,"2"1945,"860"1945- 2,"450"1945-3,"490"1946,"300"1946-2,"4900"1946- 3,"1661"1947,"860"1947-2,"450"1947- 3,"490"1948,"300"1948-2,"4900"1948- 3,"1661"2399,"1"2848,"860"2848-2,"450"2848- 3,"490"2849,"300"2849-2,"4900"2849- 3,"1661"2854,"28026"2855,"00"2856,"6861"2857,"34887"28 60,"00"2873,"USD"2875,"34887"2892,"34887"2893,"6861"2 894,"34887"4028,"USD"4565,"00"4568,"00"4889,"34887"48 90,"6861"4891,"6861"4892,"34887"4893,"34887"5432- 2,"080540"5432-3,"080540"5432-4,"080540"5432- 8,"080231"5752,"0"7651,"INTL ** 2DAY ***"7653,"Your Pkg"7654,"5"7655,"18:00"7700,"00"7701,"00"7702,"00"770 3,"1"7786,"Peak Surcharge"7786-2,"Out of Delivery Area Tier B"7786-3,"Fuel"7787,"Peak Surcharge"7787-2,"Out of Delivery Area Tier B"7787-3,"Fuel"7788,"Peak Surcharge"7788-2,"Out of Delivery Area Tier B"7788- 3,"Fuel"99,""
---	--

## 020/120 global shipment Transaction

A warning message is displayed when a global ship transaction is processed with an account that is not configured in the system. The sample transaction is given below.

Request	Reply
0,"020"1,"Smartpost"11,"MPHASIS BFL"12,"Name"13,"FXRS1100.68"14,"FEDEX PARKWAY"15,"Memphis"16,"TN"17,"38107"18,"123 4567890"20,"630048800"23,"3"25,"STD A SHIPMENT"26,"100"50,"US"75,"lbs"117,"US"187,"PN G"498,"256507675"1670,"50"2416,"2"2417,"1"3204, "Y"99,""	0,"120"1,"Smartpost"10,"704920342"29,"629496170491"498,"2 56507675"542,"560,"com.fedex.rate.RatingException: <b>Account          Number is missing or invalid.</b> "656,"6294 9617 0491"664,"9621091400009091747600629496170491"668,"9621 0914 0 (000 000 0000) 6 00 6294 9617 0491"671,"2"672,"5"1125,"201"1274,"1596,"0"1598,"0"2418," 420381079274892000419277650066"4927,"7489200041927765 0066"99,""

## Non Standard Container Flag – Tag 3018

The tag 3018 –Non Standard Container Flag included in package level shipment is applicable at Master level account only. Child level will inherit the Non Standard Container Flag only at shipment level. Any related child packages will not inherit the options. Refer the below sample transactions.

### Sample 1: Additional Handling Surcharge – Package Dimension

Request	Reply
0,"020"1,"TC#1- INTL EXP- AHS DIM-All Pack"11,"Recipient company"12,"Auto Step 004"13,"387 Main Street"14,"FEDEX PARKWAY"15,"QUEBEC"16,"QC"17,"G0A1A2"18,"1 234567890"23,"1"25,"TC#1- INTL EXP- AHS DIM-All Pack"26,"2501"50,"CA"57,"25"57-2,"25"57-3,"25"58,"25"58-2,"25"58-3,"25"59,"25"59-2,"25"59-3,"25"72,"1"74,"CA"75,"lbs"79,"BOOKS"79-2,"BOOKS"79-3,"BOOKS"80,"US"80-2,"US"80-3,"US"117,"US"119,"250100"187,"PNG"999,"Testin g FXRS"1090,"USD"1116,"IN"1139,"123456789"1273,"01"1274,"01"1349,"S"1350,"123456789"1670,"10 00"1670-2,"1000"1670-3,"1000"1958,"BBL"99,""	0,"120"1,"TC#1- INTL EXP- AHS DIM-All Pa"10,"60658XXX6"29,"708096390404"29-2,"708096390415"29-3,"708096390426"30,"XQ YQBB "33,"O3"34,"306904"35,"46093"36,"00"37,"352997"60,"337"112,"30"116,"3"119,"250100"195,"YMX"198,"YQBB "431,"N"498,"179XX0"526,"0430"526-2,"0441"526-3,"0441"557,"01"558,"5149"559,"A Commercial Invoice or Proforma Invoice is required for the shipment. Please ensure the required trade document is provided before the cutoff time to aid in avoiding clearance delays."650,"TRK#"650-2,"MPS#"650-3,"MPS#"651,"0430"651-2,"0441"651-3,"0441"652,"## MASTER ## "652-2,"Mstr# 7080 9639 0404"652-3,"Mstr# 7080 9639 0404"653,"XQ YQBB "653-2,"XQ YQBB "653-3,"XQ YQBB "655,"1 of 3"655-2,"2 of 3"655-3,"3 of 3"656,"7080 9639 0404"656-2,"7080 9639 0415"656-3,"7080 9639 0426"657-2,"0430"657-3,"0430"658,"O3"658-2,"O3"658-3,"O3"659,"INTL PRIORITY"659-2,"INTL PRIORITY"659-3,"INTL PRIORITY"660,"DSR"660-2,"DSR"660-3,"DSR"661,"G0A 1A2"661-2,"G0A 1A2"661-3,"G0A 1A2"662,"PQ-CA"662-2,"PQ-CA"662-3,"PQ-CA"663,"YMX"663-2,"YMX"663-3,"YMX"664,"1009982530890184249800708096390404"664-2,"1011771830890184249800708096390415"664-3,"1011771830890184249800708096390426"665,"585C3/8E24/D 078"665-2,"585C3/8E24/D078"665-3,"585C3/8E24/D078"671,"2"671-2,"2"671-3,"2"1084,"HKAA "1090,"USD"1092,"US0010"1123,"708096390404"1124,"0430"11 25,"0"1136,"XQ"1274,"01"1359,"NO EEI 30.36"1507,"46093"1519,"306904"1528,"352997"1533,"352997" 1598,"352997"1599,"352997"1678,"FDX0"1678-2,"FDX1"1678-3,"FDX2"1945,"450"1945-2,"490"1945-3,"222"1945-4,"860"1946,"16562"1946-2,"16811"1946-3,"7650"1946-4,"5070"1947,"450"1947-2,"490"1947-3,"222"1947-4,"860"1948,"16562"1948-2,"16811"1948-3,"7650"1948-4,"5070"2399,"3"4028,"USD"4565,"00"4568,"00"4889,"352997"4 890,"46093"4891,"46093"4892,"352997"4893,"352997"5752,"0" 7651,"INTL PRIORITY"7653,"Your Pkg"7654,"3"7655,"10:30"7700,"03"7701,"03"7702,"03"7703,"1" 7786,"Out of Delivery Area Tier B"7786-2,"Fuel"7786-3,"Additional handling surcharge - dimension"7786-4,"Demand Surcharge"7787,"Out of Delivery Area Tier B"7787-2,"Fuel"7787-

---

	<b>3,"Additional handling surcharge - dimension"7787-4,"Demand Surcharge"99,""</b>
--	--

## Sample 2: US Domestic MPS

Request	Reply
0,"020"1,"TC#1-US Domestic Express-MPS with Tag# <b>3018-NSP"11</b> ,"Recipient co"12,"Auto Step 001"13,"387 Main Street"14,"FEDEX PARKWAY"15,"New York"16,"NY"17,"10001"18,"1234567890"23,"1"25,"US Domestic Express-MPS with Tag# <b>3018-NSP"26</b> ,"100"50,"US"75,"lbs"117,"US"187,"PNG"999,"Testing FXRS"1116,"IN"1273,"01"1274,"01"1670,"1000"1670-2,"1500"1670-3,"2000" <b>3018,"Y"3018-2,"Y"3018-3,"Y"99,""</b>	0,"120"1,"TC#1-US Domestic Express-MPS with T"10,"40710XXX0"29,"707266410082"29-2,"707266410093"29-3,"707266410108"30,"E3 TSSA "33,"A1"34,"20992"35,"9381"36,"00"37,"30373"60,"45"112,"45"194,"TUE"195,"EWR"198,"TSSA "409,"05Dec23"431,"N"498,"15XXX1"526,"0201"526-2,"0201"526-3,"0201"552,"90001504910010008"552-2,"90001504910015003"552-3,"90001504910020009"553,"7387 Main Street"650,"TRK#"650-2,"TRK#"650-3,"TRK#"651,"0201"651-2,"0201"651-3,"0201"653,"E3 TSSA "653-2,"E3 TSSA "653-3,"E3 TSSA "656,"7072 6641 0082"656-2,"7072 6641 0093"656-3,"7072 6641 0108"658,"TUE - 05 DEC 10:30A"658-2,"TUE - 05 DEC 10:30A"658-3,"TUE - 05 DEC 10:30A"659,"PRIORITY OVERNIGHT"659-2,"PRIORITY OVERNIGHT"659-3,"PRIORITY OVERNIGHT"661,"10001"661-2,"10001"661-3,"10001"662,"NY-US"662-2,"NY-US"662-3,"NY-US"663,"EWR"663-2,"EWR"663-3,"EWR"664,"1001891730610001000100707266410082"664-2,"1001891730610001000100707266410093"664-3,"1001891730610001000100707266410108"665,"583C3/8E24/FE2D"665-2,"583C3/8E24/FE2D"665-3,"583C3/8E24/FE2D"671,"2"671-2,"2"671-3,"2"1084,"LNSA "1090,"USD"1092,"2"1117,"1"1125,"0"1136,"E3"1274,"01"1596,"0"1598,"0"1947,"220"1947-2,"865"1947-3,"490"1948,"5850"1948-2,"2085"1948-3,"1446"2399,"0"2399-2,"0"2399-3,"0"2450,"10:30 AM"3062,"1"4565,"00" <b>7651,"PRIORITY OVERNIGHT"7786,"Additional Handling Surcharge - Packaging"7786-2,"Peak - Additional Handling Surcharge"7786-3,"5.0% FUEL"99,""</b>

## Sample 3: Us international – MPS

Request	Reply
0,"020"1,"TC#1- Intl Express-NSP"11,"Recipient co"12,"Auto Step 004"13,"387 Main Street"14,"FEDEX PARKWAY"15,"QUEBEC"16,"QC"17,"G0A1A2"18,"1234567890"23,"1"25,"TC#1- Intl Express-NSP"26,"2501"50,"CA"72,"1"74,"CA"75,"lbs"79,"BOOKS"79-2,"BOOKS"79-3,"BOOKS"80,"US"80-2,"US"80-3,"US"117,"US"119,"250100"187,"PNG"999,"Testing FXRS"1090,"USD"1116,"IN"1139,"123456789"1273,"01"1274,"01"1349,"S"1350,"123456789"1670,"1000"1670-2,"1000"1670-3,"1000"1958,"BBL" <b>3018,"Y"99,""</b>	0,"120"1,"TC#1- Intl Express-NSP"10,"40710XXX0"29,"707266410200"29-2,"707266410211"29-3,"707266410222"30,"NZ YQBB "33,"O3"34,"47713"35,"13481"36,"00"37,"61194"60,"30"112,"30"116,"3"119,"250100"195,"YMX"198,"YQBB "431,"N"498,"15XXX1"526,"0430"526-2,"0441"526-3,"0441"557,"01"558,"5149"559,"A Commercial Invoice or Proforma Invoice is required for the shipment. Please ensure the required trade document is provided before the cutoff time to aid in avoiding clearance delays."650,"TRK#"650-2,"MPS#"650-3,"MPS#"651,"0430"651-2,"0441"651-3,"0441"652,"## MASTER ## "652-2,"Mstr# 7072 6641 0200"652-3,"Mstr#

	7072 6641 0200"653,"NZ YQBB "653-2,"NZ YQBB "653-3,"NZ YQBB "655,"1 of 3"655-2,"2 of 3"655-3,"3 of 3"656,"7072 6641 0200"656-2,"7072 6641 0211"656-3,"7072 6641 0222"657-2,"0430"657-3,"0430"658,"O3"658-2,"O3"658-3,"O3"659,"INTL PRIORITY"659-2,"INTL PRIORITY"659-3,"INTL PRIORITY"660,"DSR"660-2,"DSR"660-3,"DSR"661,"GOA 1A2"661-2,"GOA 1A2"661-3,"GOA 1A2"662,"PQ-CA"662-2,"PQ-CA"662-3,"PQ-CA"663,"YMX"663-2,"YMX"663-3,"YMX"664,"1009982530740184249800707266410200"664-2,"1011771830740184249800707266410211"664-3,"1011771830740184249800707266410222"665,"583C3/8E24/FE2D"665-2,"583C3/8E24/FE2D"665-3,"583C3/8E24/FE2D"671,"2"671-2,"2"671-3,"2"1084,"LNSA "1090,"USD"1092,"US001O"1123,"707266410200"1124,"0430"1125,"0"1136,"NZ"1274,"01"1359,"NO EEI 30.36"1533,"61194"1598,"61194"1678,"FDX0"1678-2,"FDX1"1678-3,"FDX2"1947,"100"1947-2,"220"1947-3,"860"1947-4,"450"1947-5,"490"1948,"3220"1948-2,"2150"1948-3,"450"1948-4,"4900"1948-5,"2761"2399,"3"4565,"00"4890,"13481"4892,"61194"5752,"0"7651,"INTL PRIORITY"7653,"Your Pkg"7654,"3"7655,"10:30"7700,"03"7701,"03"7702,"03"7703,"1"7786,"Insured value"7786-2,"Additional handling surcharge - packaging"7786-3,"Demand Surcharge"7786-4,"Out of Delivery Area Tier B"7786-5,"Fuel"99,""
--	--

### Label Format Value/Printer Type Indicator – Tag 187

The tag 187 – *Label Format Value/Printer Type Indicator* includes new values for MI & HCID Thermal Label printing options. The details are as follows:

label type	code at shipment time
Thermal - for ELTRON	899
Thermal - for ZEBRA	888

New tags are added to 070/170 reply transactions. The details are as follows:

The tags 738 and 739 is displayed in 170 reply when used with the tag 556 – process request code.

### Product Key Expiration Date - tag 738

Table 166: 738 - Product Key Expiration Date

Field ID	Field Name	Update	Affected Transaction
----------	------------	--------	----------------------

<b>738</b>	Product Key Expiration Date	New Field	150/170-meter query/update fields
	<b>Description</b> The tag is used to provide the customer with the expiration date of an existing product key. The tag is an output only tag and the value will be returned in a 150 Versioning, or 170 list meter information reply transaction type. The format is to be MMDDYYYY.		
	<b>Type:</b> N	<b>Minimum Length:</b> 8	<b>Maximum Length:</b> 8
	<b>Multiple Occurrence:</b> N	<b>Input/Output:</b> O	<b>Carrier:</b> NA
	<b>Valid Value:</b> Format is MMDDYYYY. <b>Default Value:</b> NA <b>Level:</b> NA		

### Link to the Development Resource Center (DRC) to view version availability – tag 739

Table 167: 739 - Link to Developer Resource Center (DRC) to view availability

Field ID	Field Name	Update	Affected Transaction
<b>739</b>	Link to Developer Resource Center (DRC) to view availability	New Field	150/170-meter query/update fields
	<b>Description</b> This tag is used to provide the customer with a link to an existing website which has available versions of software. The customer can review the content of the website and decide on whether to download a version and attempt an upgrade to the latest version. The tag is an output only tag and the value will be returned in a 150 Versioning, or 170 list meter information reply transaction.		
	<b>Type:</b> N	<b>Minimum Length:</b> 4	<b>Maximum Length:</b> 255
	<b>Multiple Occurrence:</b> N	<b>Input/Output:</b> O	<b>Carrier:</b> NA
	<b>Valid Values:</b> NA <b>Default Value:</b> NA <b>Level:</b> NA		

### Lithium Batteries/cells Sub Special Services – tag 7801

New values ***Ion Standalone (UN3480)*** and ***Metal Standalone (UN3090)*** are added to the tag 7801 - Lithium Batteries/cells Sub Special Services. The details are given in the table below.

Table 168: 739 - Link to Developer Resource Center (DRC) to view availability

Field ID	Field Name	Update	Affected Transaction
7801	Lithium Batteries/Cells Sub Special Services	New tag values added	070 meter query/update fields
	<b>Description</b> Lithium Batteries/Cells Sub Special Services field allows to specify the type(s) of small quantities or low watt hours Section II Lithium Batteries/Cells contained in the package. There are 4 sub special service types of lithium batteries and cells.  <i>Note: Second level of multiple occurrences need to be used in case of single-shot multiple piece transaction. For example: 7801-1-1 (7801-&lt;package index&gt;-&lt;tag 7801 occurrence&gt;)</i>		
	Type: N	Minimum Length: 1	Maximum Length: 1
	Multiple Occurrence: N	Input/Output: I/O	Carrier: FDXS
	<b>Valid Values:</b> <ul style="list-style-type: none"> <li>1 - Ion Packed with Equipment (UN3481, PI966)</li> <li>2 - Ion Contained in Equipment (UN3481, PI967)</li> <li>3 - Metal Packed with Equipment (UN3091, PI969)</li> <li>4 - Metal Contained in Equipment (UN3091, PI970)</li> <li>5 - Ion Standalone (UN3480)</li> <li>6 - Metal Standalone (UN3090)</li> </ul> <b>Default Value:</b> NA <b>Optionality:</b> Optional <b>Level:</b> Piece		



## User Experience Enhancements

### System Settings tab

Following are the enhancements to System Settings tab.

#### Look and feel update

The fields are rearranged for better visibility and access. Refer the below image.

Figure 165: System Settings tab

The screenshot shows the FedEx Configuration window with the 'System Settings' tab selected. The window is titled 'FedEx Configuration' and includes a 'Master Meter Number' dropdown and an 'Access Privileges' button. The 'System Settings' tab is highlighted, showing various configuration options. The 'Return Rates When Expired' section includes checkboxes for 'Express', 'Ground/SmartPost', and 'Rate 3rd Party Account'. The 'Database' section includes 'Backup Time', '1st Backup Directory', and '2nd Backup Directory'. The 'Ship History' section includes 'Retention Interval', 'Purge Time', 'Export Time', and various export file paths. The 'Maintenance Windows' section includes 'Memory Allocation for Common Services'.

#### Field updates

Following are the field updates for System Settings tab. Refer to the image below for updated screen.

- The checkbox option **Return Rates even if they are expired** in FedEx Ship Manager® Server configuration screen, System Settings tab is renamed as **Return Rates When Expired**.
- A new option, **Return Dynamic Surcharges Description** is introduced in System Settings tab. This option enables the ability to display the chosen dynamic surcharge description selected for respective shipment.
- A new checkbox, **Disable Backup Time** is introduced in *System Settings tab*. This option enables the ability to Disable/Enable the Database Backup time. Refer the below image.  
*Disable Backup Time* checkbox works as follows:
  - if selected, the entry field for Database Backup time is enabled.
  - If deselected, the entry field for Database Backup time is disabled.
- The **System Settings** tab is introduced with a new checkbox, **Enhanced Transaction Validation**. This option enables the validation of various transaction scenarios.

The checkbox is disabled by default for clean install versions, upgraded versions carry the settings set by the user, from previous version.

- A checkbox, **Germany EAD Required** is provided for Germany meters. This enables/disables the EAD for Germany outbound shipments. The checkbox is visible only for the Germany meters.

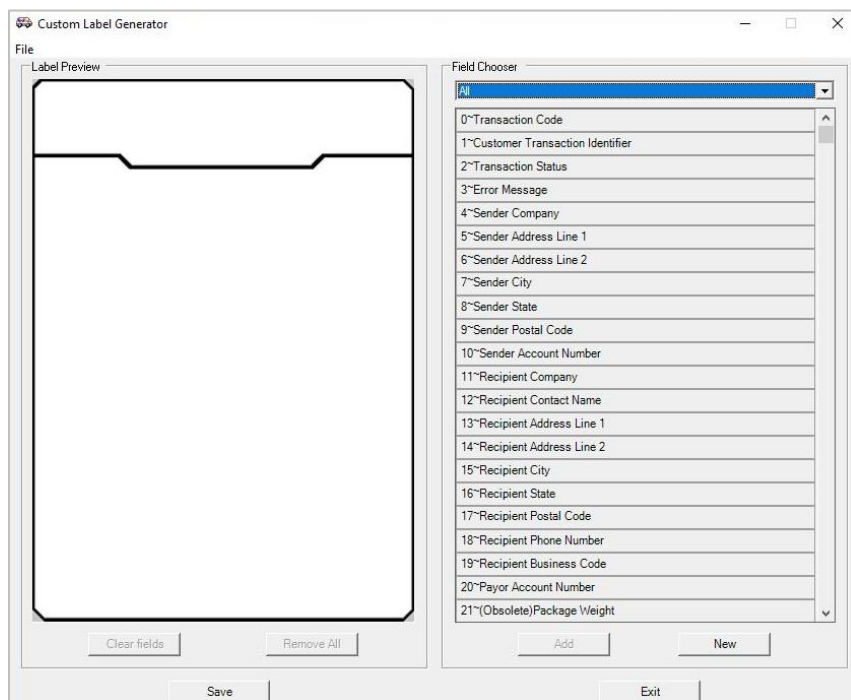
**Figure 166: System Settings tab**

The screenshot shows the 'FedEx Configuration' window with the 'System Settings' tab selected. The window is divided into several sections:

- Parent Meter Number:** A dropdown menu showing '110000'.
- Access Privileges:** A button labeled 'Access Privileges'.
- Navigation Tabs:** A row of tabs including 'Advanced Settings', 'IPD / IED / IDF Settings', 'Tracking Numbers', 'SmartPost Settings', 'Shipper Settings', 'Report Settings', 'Label Settings', 'DocTab Settings', 'System Settings' (selected), and 'Meter Settings'.
- Reconcile Time:** A text box containing '0300' and a checkbox 'Disable Reconcile Time'.
- CTS Port Number:** A text box containing '2000'.
- Web Services Port Number:** A text box containing '42001'.
- Internal Comms Port:** A text box containing '8083'.
- Upgrade Section:** Includes a checkbox 'Enable for Upgrade', 'Enter Password', and 'Confirm Password' fields.
- 2D Barcode Type:** A dropdown menu set to 'Both'.
- Return Rates When Expired:** Includes checkboxes for 'Express', 'Ground/SmartPost', and 'Rate 3rd Party Account'.
- Database Section:** Includes 'Backup Time' (2300), 'Disable Backup Time' checkbox, '1st Backup Directory' (..\\fedex\_admin\\BACKUP2), and '2nd Backup Directory' (..\\fedex\_admin\\BACKUP1).
- Ship History Section:** Includes 'Retention Interval' (21), 'Purge Time' (0400), 'Disable Purge Time' checkbox, 'Export Time' (0200), and several text boxes for different shipment types (Domestic Express, International Express, International MPS Express, Ground, FXF Freight, SmartPost) with corresponding file paths (e.g., ..\\EXPORT1.TXT).
- Checkboxes on the right:** 'Use Dynamic Surcharging and Fees' (checked), 'Return Dynamic Surcharge Description' (checked), 'Limit Ground Future Day (90 days)' (checked), 'Trust the Harmonized Code Provided' (unchecked), and 'Enhanced Transaction Validation' (unchecked).
- Buttons at the bottom:** 'Apply', 'Apply & Exit', 'Exit', and 'Help'.

## Custom Label Generator Utility

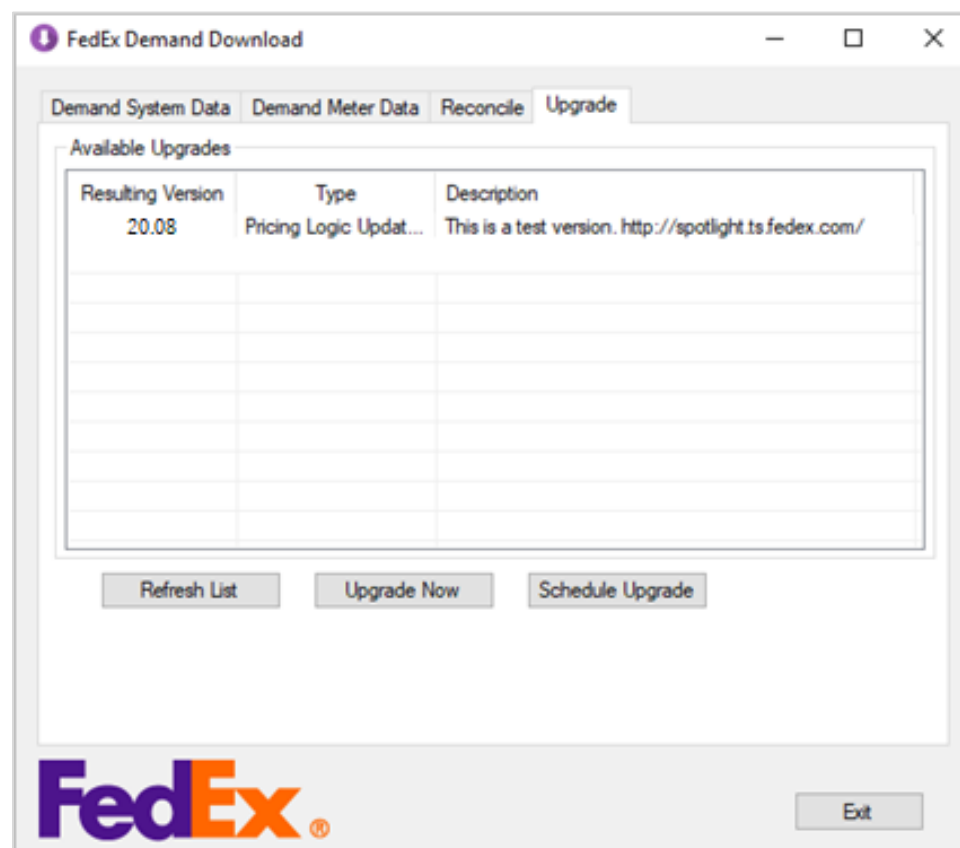
The Custom Label Generator Utility is updated with latest options. Refer the below image.

**Figure 167: Custom Label Generator Utility**

## Upgrade Utility tab

A new tab, **Upgrade Utility tab** is introduced in **Demand Download Utility**. This tab displays details about the availability of upgrade version for current FedEx Ship Manager® Server family. Ex: 200x family, 180x family, etc. The **Upgrade Utility tab** is displayed after the successful upgrade of FedEx Ship Manager® Server application.

Figure 168: Demand Download Utility – Upgrade tab



## Advanced Settings tab

Following enhancements are included in Advanced Settings tab. Refer to the below image for updated screen.

- The *Advanced Settings* tab introduces new option called **Enable Label Logging Capability**. This provides access to enable/disable the Label Logs.
- The field, **Express & Ground Hourly Upload Interval (minutes)** in *Advanced Settings tab* is renamed as **Express, Ground, & SmartPost Hourly Upload Interval (minutes)**.
- The Transaction Log Retention is based on the **Transaction Log Retention** check box provided in *Advance Settings* tab. The functionality is explained as follows.
  - Check box selected: Updates & Displays the retention period. The 1st position of tag 2550 is a **Y**.
  - Check box cleared: Displays the existing value from the authoritative data source. The 1st position of tag 2550 is a **N**.
- A new checkbox **Enable Batch Processing** is available in *Advanced Settings* tab to enable/disable Batch Processing for shipments.
  - Selecting the checkbox allows you to choose an option to store the batch processing files know as **Batch Processing Folder**. You can select a required path to store the file for future modification requirements, if any. **Batch Processing interval (in milliseconds)** indicates the time interval for batch processing. The time interval can be configured as per requirement using batch processing tags. The default value is 500 milliseconds.
  - To choose a path for saving Batch Processing files, select the Batch Processing folder icon, select the required folder, and then click Apply & Exit. An error message **Please correct any item above in red** is displayed when the Batch Processing folder path is empty, and the *apply/Apply & Exit* buttons are disabled.

- **Ground Commercial Invoice Upload Retention Period** is excluded from the set of options. The control is saved in configmanager.xml path admn\epdi folder.
- **Express Hourly Upload Retention Period** is renamed to **Hourly Upload Retention Period**.

Figure 169: Advanced Settings tab

The screenshot shows the 'FedEx Configuration' window with the 'Advanced Settings' tab selected. The window has a title bar with standard Windows controls. Below the title bar, there are tabs for 'Shipper Settings', 'Report Settings', 'Label Settings', 'DocTab Settings', 'System Settings', and 'Meter Settings'. The 'Advanced Settings' tab is active, showing a list of settings with spinners for numerical values and checkboxes for boolean options. At the bottom, there are buttons for 'Apply', 'Apply & Exit', 'Exit', and 'Help'.

Setting	Value	Option
Batch Processing interval (in milliseconds)	0500	Enable Batch Processing <input checked="" type="checkbox"/>
Batch Processing Folder	FedEx	
Express, Ground, & SmartPost Hourly Upload Interval (minutes)	60	
Hourly Upload Retention Period (days)	14	
Label Buffer Retention Period (days)	3	
Communication Check Interval (hours)	72	
Communication Logging Retention Period (days)	3	
Time Lapse To Force Upload (hours)	60	Transaction DateTime <input type="checkbox"/>
Transaction Log Retention Period (days)	5	Transaction Capture <input type="checkbox"/>
Ship Manager Console Retention Period (days)	7	Enable Ship Manager Console Purge Capability <input checked="" type="checkbox"/>
Routing Logging Retention Period (days)	7	Enable Routing Logging Capability <input type="checkbox"/>
Rating Logging Retention Period (days)	7	Enable Rating Logging Capability <input type="checkbox"/>
Label Logging Retention Period (days)	1	Enable Label Logging Capability <input type="checkbox"/>

Buttons at the bottom: Apply, Apply & Exit, Exit, Help.

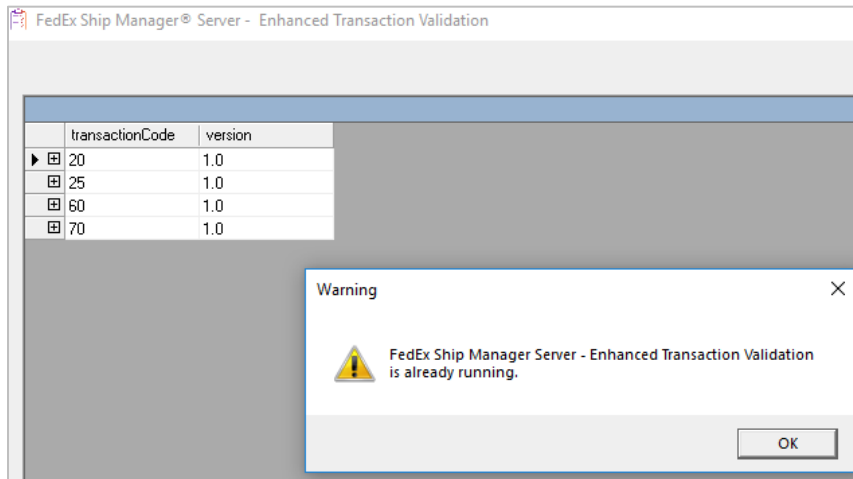
- A warning message is displayed when a global ship transaction is processed with an account that is not configured in the system. The sample transaction is given below.

Request	Reply
0,"020"1,"Smartpost"11,"MPHASIS BFL"12,"Name"13,"FXRS1100.68"14,"FEDEX PARKWAY"15,"Memphis"16,"TN"17,"38107"18,"123 4567890"20,"630048800"23,"3"25,"STD A SHIPMENT"26,"100"50,"US"75,"lbs"117,"US"187,"P NG"498,"256507675"1670,"50"2416,"2"2417,"1"320 4,"Y"99,""	0,"120"1,"Smartpost"10,"704920342"29,"629496170491"498,"2 56507675"542,""560,"com.fedex.rate.RatingException: <b>Account Number is missing or invalid.</b> "656,"6294 9617 0491"664,"9621091400009091747600629496170491"668,"9621 0914 0 (000 000 0000) 6 00 6294 9617 0491"671,"2"672,"5"1125,"201"1274,""1596,"0"1598,"0"2418," 420381079274892000419277650066"4927,"7489200041927765 0066"99,""

## Transaction Validation utility

The FedEx Ship Manager® Server Enhanced Transaction Validation utility displays warning message when user attempts to open the utility in multiple instances. Refer the image below.

**Figure 170: Enhanced Transaction Validation utility**



## DocTab Settings tab

The *Peak Surcharge* options in **DocTab Settings** tab in the FedEx Ship Manager® Server configuration screen is replaced to *Demand Surcharges*. The renamed surcharge fields are as follows:

**Table 169: Surcharge options renamed**

Previous Surcharge	Renamed Surcharge
Peak Additional Handling Surcharge	Demand Additional Handling Surcharge
Peak Oversize Charge	Demand Oversize Charge
Peak Ground Unauthorized Surcharge	Demand Ground Unauthorized Surcharge
Peak Residential Surcharge	Demand Residential Surcharge
Peak Residential Surcharge (Ground Economy)	Demand Residential Surcharge (Ground Economy)
Peak Surcharge	Demand Surcharge
Peak Surcharge (Tier 1 through Tier 4)	Demand Surcharge (Tier 1 through Tier 4)
Standard List Peak Additional Handling Surcharge	Standard List Demand Additional Handling Surcharge
Standard List Peak Oversize Charge	Standard List Demand Oversize Charge
Standard List Peak Residential Surcharge	Standard List Demand Residential Surcharge
Standard List Peak Residential Surcharge (Ground Economy)	Standard List Demand Residential Surcharge (Ground Economy)
Standard List Peak Surcharge	Standard List Demand Surcharge

Sample Transactions:

Request	Reply
0,"020"1,"244195"5,"350 SPECTRUM LOOP"7,"COLORADO SPRINGS"8,"CO"9,"809213800"10,"173996144"11,"Syntel"12,"RedZone Step007"13,"15TH ST"14,"FEDEX PARKWAY"15,"Billings"16,"MT"17,"59104"18,"1234567890"20,"173996144"23,"1"25,"CSR2303_FXG_DMGD_Demand - Residential Delivery	0,"120"1,"244195"10,"314114140"34,"8984"35,"20539"36,"00"37,"29523"60,"125"112,"71"116,"1"431,"Y"498,"413034"543,"0"1086,"125"1089,"0"1090,"USD"1092,"4"1125,"0"1274,"92"1598,"29523"1947,"140"1947-2,"260"1947-3,"870"1947-4,"490"1948,"550"1948-2,"14500"1948-3,"3950"1948-

Charge?_DGD_USA_US_to_CA_Dollar_1_Fixed"50,"US"57,"8 "58,"20"59,"108"75,"LBS"79,"BOOKS"80,"US"116,"1"117,"U S"119,"100"440,"Y"498,"413034"1090,"USD"1116,"I"1234," 1"1273,"01"1274,"92"1670,"7100"1958,"OTH"99,""	4,"1539"2399,"0"3018,"N"4565,"00"7786,"Residential Surcharge"7786-2,"FedEx Ground Oversize III Surcharge" <b>7786-3,"Demand - Oversize Charge"</b> 7786- 4,"FUEL SURCHARGE 5.5%"99,""
--	--

Figure 171: DocTab Settings – demand surcharge values

**FedEx Configuration**

Parent Meter Number: [dropdown] Access Privileges: [button] User Level: [button]

Shipment Settings | Report Settings | Label Settings | **DocTab Settings**

**Shipping Type**

☒ Express  
☐ Export Express  
☐ Ground  
☐ FFX Freight  
☐ SmartPost

☐ Print Total DocTab Label

**DocTab Orientation**

☒ Top  
☐ Bottom

**Label Stock Type**

☒ Leading Edge  
☐ Trailing Edge

**DocTab Fields**

Headings	Values	Reference
[text box]	Dangerous Goods Surcharge Amount	<input type="checkbox"/>
[text box]	Delivery Area Surcharge Amount	<input type="checkbox"/>
[text box]	Delivery Date	<input type="checkbox"/>
[text box]	Delivery Day	<input type="checkbox"/>
[text box]	Demand Additional Handling Surcharge	<input type="checkbox"/>
[text box]	Demand Oversize Charge	<input type="checkbox"/>
[text box]	Demand Residential Surcharge	<input type="checkbox"/>
[text box]	Demand Surcharge	<input type="checkbox"/>
[text box]	Destination Location Code	<input type="checkbox"/>
[text box]	Dim Weight	<input type="checkbox"/>
[text box]	Dry Ice Surcharge Amount	<input type="checkbox"/>
[text box]	Dry Ice Weight	<input type="checkbox"/>
[text box]	Earned Discount Amount	<input type="checkbox"/>
[text box]	Extra Hour Surcharge Amount	<input type="checkbox"/>
[text box]	Form Code	<input type="checkbox"/>
[text box]	Fuel Surcharge Amount	<input type="checkbox"/>
[text box]	HAL Address Line 1	<input type="checkbox"/>
[text box]	HAL City	<input type="checkbox"/>
[text box]	HAL Postal	<input type="checkbox"/>
[text box]	HAL State	<input type="checkbox"/>
[text box]	Handling Charge Amount	<input type="checkbox"/>
[text box]	Hawaii Surcharge Amount	<input type="checkbox"/>
[text box]	Inside Pickup Surcharge Amount	<input type="checkbox"/>
[text box]	Invoice Number	<input type="checkbox"/>
[text box]	Meter Number	<input type="checkbox"/>
[text box]	Net Charge Amount	<input type="checkbox"/>
[text box]	ODA/Freight Delivery Area Surcharge	<input type="checkbox"/>
[text box]	OPA/Freight Pickup Area Surcharge	<input type="checkbox"/>
[text box]	Origin Location Code	<input type="checkbox"/>
[text box]	Origin Service Area	<input type="checkbox"/>
[text box]	Package Discount Amount	<input type="checkbox"/>

Copy To All Meters [button]

Apply [button] Apply & Exit [button] Exit [button] Help [button]

Figure 172: DocTab Settings – standard surcharge values

**FedEx Configuration**

Parent Meter Number: [Dropdown] Access Privileges: [Dropdown] User Level: [Dropdown]

**DocTab Settings**

**Shipping Type**

- ☒ Express
- ☐ Export Express
- ☐ Ground
- ☐ FFX Freight
- ☐ SmartPost

☐ Print Total DocTab Label

**DocTab Orientation**

- ☒ Top
- ☐ Bottom

**Label Stock Type**

- ☒ Leading Edge
- ☐ Trailing Edge

**DocTab Fields**

Headings	Values	Reference
	HAL Postal	<input checked="" type="checkbox"/>
	Standard List Declared Value Surcharge	<input type="checkbox"/>
	Standard List Delivery Area Surcharge	<input type="checkbox"/>
	Standard List Demand Additional Handling Charge	<input type="checkbox"/>
	Standard List Demand Oversize Charge	<input type="checkbox"/>
	Standard List Demand Residential Surcharge	<input type="checkbox"/>
	Standard List Demand Surcharge	<input type="checkbox"/>
	Standard List Dry Ice Surcharge Amount	<input type="checkbox"/>
	Standard List Fuel Surcharge Amount	<input type="checkbox"/>
	Standard List Handling Charge Amount	<input type="checkbox"/>
	Standard List Hawaii Surcharge Amount	<input type="checkbox"/>
	Standard List Inside Delivery Surcharge	<input type="checkbox"/>
	Standard List Inside Pickup Surcharge	<input type="checkbox"/>
	Standard List Net Charge Amount	<input type="checkbox"/>
	Standard List Net Freight Charge Before	<input type="checkbox"/>
	Standard List ODA Surcharge Amount	<input type="checkbox"/>
	Standard List OPA Surcharge Amount	<input type="checkbox"/>
	Standard List Priority Alert Plus Surcharge	<input type="checkbox"/>
	Standard List Priority Alert Surcharge	<input type="checkbox"/>
	Standard List Residential Surcharge	<input type="checkbox"/>
	Standard List Saturday Delivery Surcharge	<input type="checkbox"/>
	Standard List Saturday Pickup Surcharge	<input type="checkbox"/>
	Standard List Signature Option Fee	<input type="checkbox"/>
	Standard List Surcharge Amount	<input type="checkbox"/>
	Standard List Total Customer Charge	<input type="checkbox"/>
	Standard List Total Customer Handling Charge	<input type="checkbox"/>
	Standard List Total Surcharge	<input type="checkbox"/>
	Standard List Total Surcharge Amount	<input type="checkbox"/>
	Sunday Delivery Surcharge Amount	<input type="checkbox"/>
	Surcharge Amount	<input type="checkbox"/>

Buttons: Apply, Apply & Exit, Exit, Help

New Thermal Label Stock options are provided for Monitoring (MI) & Healthcare Indicator (HCID) shipment requirements. The label stock option 4 x 6.75 *Non Doc Tab* is available in Label Settings tab. Refer the image below.

## Transaction Editor Utility

- The latest description for the tag **622 – CTS Port number** and tag **2253 - Communication Logging Retention Period (days)** is updated in transaction Editor Utility. The details are as follows:

Table 170: Tag 622 in Transaction Editor Utility

Field	Value
Transaction Code (0)	024
Customer CTS Port	This tag represents the port number for FSMS to receive / respond transactions on a particular port number. it is allowed to be used in a 070 meter update transaction & echoed back in a 170 reply transaction. it will also be returned in a 170 reply transaction when the list meter information value is included in tag 556 - Process Request Code. the valid values are between 1024 - 65535. Default Value = 2000.



**Table 171: Tag 2253 - Communication Logging Retention Period (days)**

Field	Value
Transaction Code (0)	024
Customer Communication	This tag allows for the ability to modify or retrieve the value for the communication log files retention period & represented as the number of days

- The bubble help text description for the tag, 1652- Export Statement Data is updated in Transaction Editor as shown in the image below.

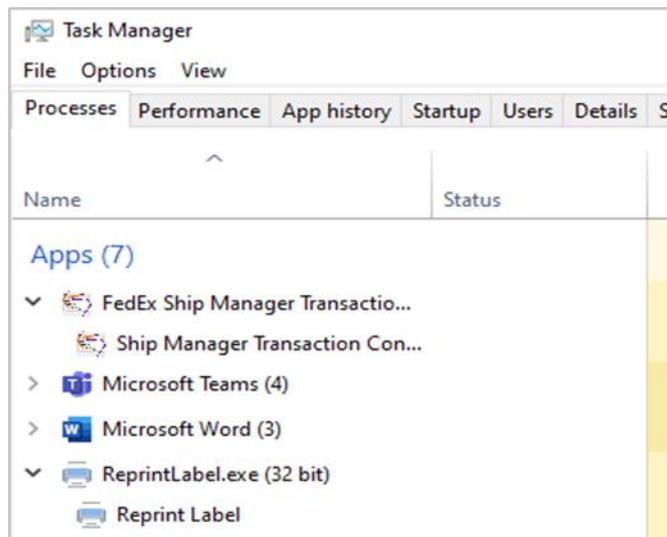
**Figure 173: 1652 tag description in TransEdit**

Dim Length (69)	120
Weight Units (75)	KGS
Description Of Contents (79)	BOOKS
Package Total (116)	1
Sender Country Code (117)	CZ
Meter Number (498)	256503912
Dim Units (1116)	C
Packaging Type (1273)	1
Service Export	Please refer to the Transaction Coding Reference (TCR) for the appropriate values, content required and a description for the usage of this tag.
Fractional Weight (1670)	2000

## Ship Manager Console Utility

The Windows Task Manager icons for **FSMS Transaction Console Utility** and **FSMS Label Reprint Utility** parent and child instances are updated. Refer the image below.

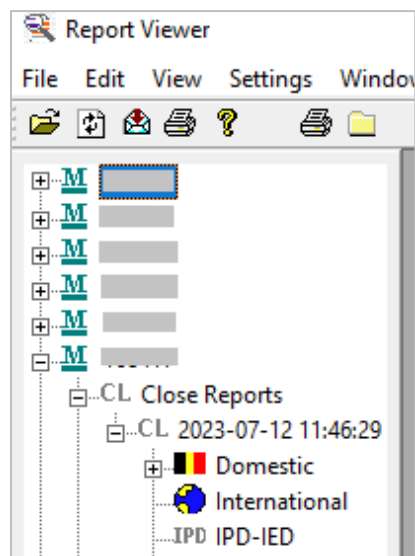
**Table 172: Task Manager - Transaction Console Utility**



## Report Viewer Utility

*Report Viewer Utility* reflects the country's flag respectively for FedEx Express Domestic shipments. Refer the sample image below.

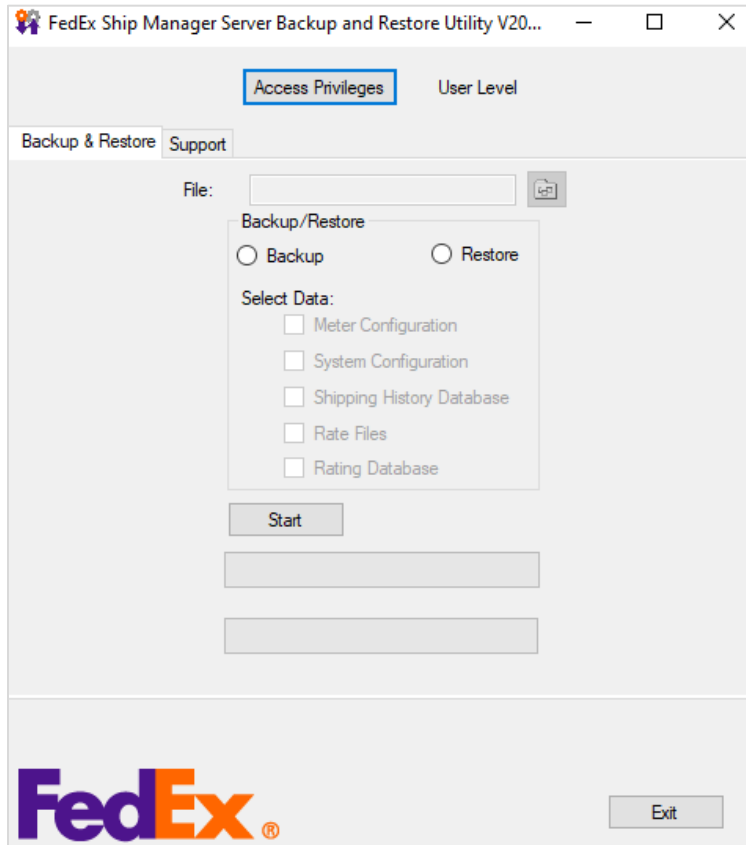
**Figure 174: Sample flag in Report Viewer Utility**



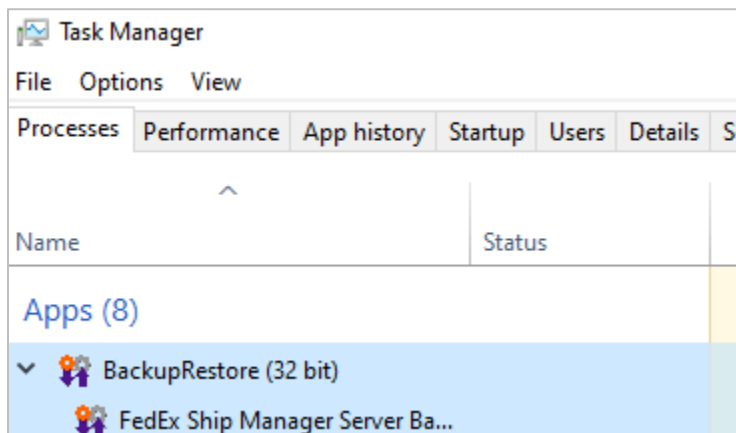
## FedEx Backup Restore Utility

The *FedEx Backup Restore Utility* file icon is updated. Refer to the image below.

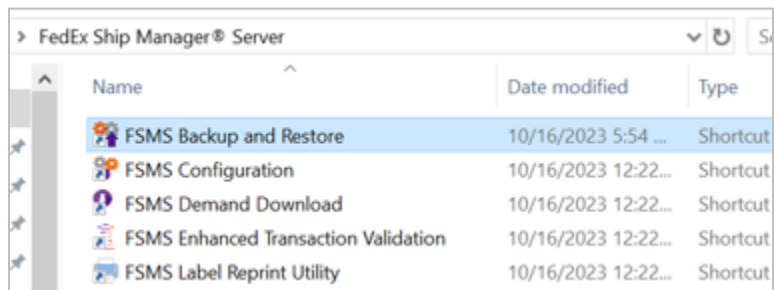
**Figure 175: Backup and Restore Utility**



**Figure 176: Backup and Restore Utility icon**



A new desktop shortcut for Backup and Restore Utility is provided after FSMS software installation. Refer to the image below.

**Figure 177: FSMS Backup and Restore utility desktop shortcut**

The screenshot shows a Windows File Explorer window titled 'FedEx Ship Manager® Server'. The address bar shows the path to the server folder. The main pane displays a list of files and folders. The 'FSMS Backup and Restore' file is highlighted in blue. The list includes the following items:

Name	Date modified	Type
FSMS Backup and Restore	10/16/2023 5:54 ...	Shortcut
FSMS Configuration	10/16/2023 12:22...	Shortcut
FSMS Demand Download	10/16/2023 12:22...	Shortcut
FSMS Enhanced Transaction Validation	10/16/2023 12:22...	Shortcut
FSMS Label Reprint Utility	10/16/2023 12:22...	Shortcut

## SmartPost Settings tab

The option **Generate FedEx Tracking Number** checkbox in FedEx Ship Manager® Server *SmartPost Settings* tab is defaulted for the associated tracking number for the configured shipping account.

FedEx Ship Manager® Server generates a ground tracking number for small shipper and FedEx Ground Economy Returns shipment. The checkbox **Generate FedEx Tracking number** is enabled by default for all FedEx Ground Economy small shippers and returns.

*Note: If Generate FedEx Ground Tracking number checkbox is selected, Ground tracking number is generated with Ground Economy tracking number, but ground tracking number will be saved. Only Ground Economy tracking number will be uploaded to shipment data.*

The checkbox is automatically enabled/disabled for FedEx Ground® and SmartPost® services based on the configuration downloaded for the account during the installation. Refer to the image below.

**Table 173: SmartPost Settings - Generate FedEx Tracking Number checkbox**

The screenshot shows the 'FedEx Configuration' window with the 'SmartPost Settings' tab selected. The 'SmartPost / Ground Economy Options' section is expanded, showing the 'Generate FedEx Tracking Number' checkbox checked. Other settings include 'Rating Options' set to 'Account-Specific', 'Customer ID' as '00000', 'Mailer ID' as '0', 'Customer Distribution Center' as '0', and 'PickUp Carrier' as '0 - FedEx SmartP'. The 'Discount Options' section shows checkboxes for 'Standard Mail', 'Bound Printed Matter', and 'Media', all of which are checked. The 'Delivery Confirmation Default' checkbox is also checked.

## Label Settings tab

New Thermal Label Stock options are provided for MI & HCID shipment requirements. The label stock option **4 x 6.75 Non Doc Tab** is available in *Label Settings* tab. Refer the image below.

The label stock option 4 x 6.75 Non Doc Tab is used in tag 187 values **888 - Zebra 4 x 6.75 Non Doc Tab** and **899 - Eltron 4 x 6.75 Non Doc Tab** format.

**Table 174: New Label stock options**

**FedEx Configuration**

Parent Meter Number: [ ] Access Privileges: [ ] User Level-View: [ ]

Advanced Settings | Tracking Numbers | SmartPost Settings | **Label Settings** | DocTab Settings | System Settings | Meter Settings

**Laser and Thermal Label Defaults**

Laser Printer ID: [ ]  
 Thermal Printer ID: [ ]  
 Label File Directory: [ ]  
 Thermal Type: [ ] Label Stock: [ ]  
 Ground COD Return Reference: 0 - Tracking Number

**Additional Laser and Thermal Copies**

International Shipper: [ ] Customs: [ ] Manifest: [ ]  
 IPD / IDF / IED Parent Shipper: [ ] Customs: [ ] Recipient: [ ]  
 IPD / IDF / IED Overnight Docs: 1

**FXF Freight**

Label Copies: 0

**Multi-PLY Printer Defaults**

Air Waybill Printer ID: [ ] Form Type: [ ]

Copy To All Meters: ☐ Do Not Ship Labels  
☐ Print DocTab fields on consignee labels

Apply | Apply & Exit | Exit | Help

## Report Settings tab

The flag for Express Domestic Service is visible in Report Settings tab for the following countries.

- Sweden
- Switzerland
- Denmark
- France
- Thailand

Refer the sample image below for Denmark (DK) countries:

**Figure 178: Report Settings Express domestic flag**

## Version 20.09

### Express Domestic shipment Enhancements

Express Domestic intra-country shipment services now include South Africa and Chile.

Refer [Shipment updates](#) section for more details.

### FedEx DG by Road

FedEx *DG by Road* is an extended FedEx Ground® shipment service, that allows Dangerous Goods shipment via Road. All respective shipments rules are applicable as per FedEx Ground® shipment service in addition to the following:

- Shipper Declaration documents, if any, are required to be created by the shipper.
- Shipment Surcharges are enabled for *DG by Road* service and are automatically applied for the applicable shipments.
- To use DG by Road package, specify value “A” in the package tag 1900 along with 5400 tag to ship DG including genetically modified organisms (GMO), microorganisms.

The tag 1900 - *Dangerous Goods Regulation Indicator* is provided with new value **A- DG by Road** to enable *DG by Road* service indicator.

Some 020 transaction service options for the Dangerous Goods shipment are as follows:

OD Pair	Service option on label
ES- ES	RRE/EBB/REQ
GB-GB	GMM
FR-FR	RDS

DG by Road service options are applicable at package level and the same will be uploaded in *PackageLevelServiceOptions* Policy Grid.

The 020 Global and International/intra-country shipment request processed with Tag#5400=97, Tag#1669=Y & Tag#1900=A results in the following:

- Overrides 1669 by 5400. Example: Tag 1669=Y will be replaced by tag 5400=97(DG by Road)
- The label with code ‘REQ’ is generated.
- The HUF (Hourly Upload File) with DG details and label code/Epic code, offering ID and description is uploaded.

### FedEx International Deferred Freight

A global deferred air freight service, **FedEx Deferred Freight (FDF)** fills the delivery gap for air freight packages to fulfill end-to-end delivery service. The sub service is applicable for **FedEx International Freight (IPF)** and **FedEx International Economy Freight (IEF)** shipments. This includes parcel delivery services included with International Freight shipments with no additional value.

- Service name: FedEx Deferred Freight (FDF)
- Service code: F4
- All Business rules applicable under IEF is supported.
- Available parcel options: Door-to-Door, Airport to Airport, Door to Airport, and Airport to Door.
- Service includes U.S domestic and non-U.S. domestic shipments.

### Notification of Product Key Expiration

A Notification for Product Key expiration is displayed in FedEx Ship Manager Server Configuration screen. The expiration date is displayed in CCYY-MM-DD format. Example: 2024-07-11 for 11<sup>th</sup> July 2024.

- Product Key Expires: 2024-12-31

1. User is required to update Product Key in case of expiration using the *Modify* button provided in FedEx Ship Manager Server Console. Refer to the image below.
2. The successful update of correct product key displays a message for successful update of Product Key and the invalid/incorrect Product Key entry will display error – '*Product key entered is invalid.*' or '*Product key entered is expired.*'

- Once the Product Key update is validated, the message *'Product key has been successfully updated'* is displayed and the new Product Key is visible in **FedEx Ship Manager® server Console** screen.

The screenshot shows the 'FedEx Ship Manager® Server - Console v 20.09' window. The 'System Information' tab is selected. The information displayed includes:

- FedEx Ship Manager Server**
- Base Version: 20.0.9
- Build Date: 05-02-2024
- Base Install Date: 5-3-2024
- Build Number: 125
- Product Key: ZFMS3204W683UC3Y (with a 'Modify' button next to it)
- Product Key Expires: 2024-08-31
- EULA Acceptance Date: 20240503
- EULA Acceptance Version: 2020v01FXR5SW0

At the bottom of the window are 'OK' and 'Cancel' buttons.

4. 738 – Product Key Expiration Date: The expiration date is calculated based on value containing the number of days left for product key expiration. This tag value is returned in 150 and 170 transactions.
5. 739 – Link to Development Resource Center (DRC) to view version availability – provides the link to check for available versions to upgrade.

The number of days left for Product Key expiration is returned in the format CCYY-MM-DD. The Product Key expiration information is returned in 150/170 reply transaction in tag **738 – Product Key expiration date**.



## Initiative Control updates

To enhance transaction configuration the following Initiative controls in FedEx Ship Manager® Server configuration is updated. The following options are excluded to initiate no code option.

- Pharmacy Delivery
- FedEx Ground Economy Labels
- International Signature Services (ISS) and No Signature Required (ISS.NSR)
- Global Product Rationalization (GPR 1, 2, 3, 4, 4.5)

ICTL Settings options are revised, and latest options are as follows:

*Note: The options are applicable as per the access levels.*

ICTL Setting	Control option (checkbox)
Ground Economy	FXGE Label Changes
Notifications	Estimated Delivery Ground Economy Future Date Shipment Upload
Ground Human Readable Barcode	Ground Human Readable Barcode GSNE.MASKING
SMARTZ	Third Party Billing Third Party Warning
Dangerous Goods	Account controls DG Data Unload Mode – FedEx Express and FedEx Ground
Clearance Enhancements	Commodity Purpose IPD/IED/IDF Customs Details report
ETD Clearance Enhancements	Post Shipment Document Upload
Express Lithium Battery	None.
IGC	None.
EAN Check digit Edit Removal	None.
Clarence	Clearance Prohibits and Waivers Regulatory Workflow Vague Description Workflow Doc/Non-Doc Find International Document
Renewal Data Download	None.
Movement Optimization Override	None
Country on Label	Shipping Label AWB Label ETD Label
Updated Software Data Exchange	None.
Simplified Commodity Shipping for EU	None.

## System Contact email

An enhancement to include system email address is added to FedEx Ship Manager Server application during installation time. It is stored and displayed during upgrade, user can modify or choose to retain the system email address if required. Refer to the image below.

**Figure 180: System Contact Email Address**

Note: A valid format displays a success message – *‘The Contact email will be saved’* and an invalid format displays error message – *‘Invalid Email Format’*.

A New tag 745 - *System Contact Email Address* is introduced for FedEx Ship Manager® Server configuration. The tag details are in the below table.

**Table 175: Tag 745 - System Contact Email Address**

Field ID	Field Name	Update	Affected Transaction
745	System Contact Email Address	New Field	070-meter query/update fields
	<b>Description</b> The tag contains the Email address value of the Contact person for the specific <b>FedEx Ship Manager® Server</b> Instance. This tag is associated with the field in <b>System Settings tab</b> called <i>System Contact Email Address</i> . It is used in a 070-meter update/query transaction to update the Contact details of the <b>FedEx Ship Manager® Server</b> account user. This functionality is only applicable for parent account. System Contact Email Address field is returned in 170-meter update/query transaction.		
	<b>Type:</b> AN (Alphanumeric)	<b>Minimum Length:</b> 6	<b>Maximum Length:</b> 120
	<b>Multiple Occurrence:</b> N	<b>Input/Output:</b> I/O	<b>Carrier:</b> NA
	<b>Valid Values:</b> NA <b>Default Value:</b> NA Optionality: Conditionally Required Required = To return all relevant information for a configured meter. Optional = To perform any updates via the 070-meter update transaction. Required as new functionality (but still "conditional" only when the list info is required in a 070) for a 170-meter query list information transaction to return information for a configured meter <b>Level:</b> NA		

## Thermal Label enhancements

New values are updated in *tag -571 Thermal Label Printer/Format Type*. The values are returned in 170 Meter Query reply transaction when the Thermal Label Type is set to Zebra 300dpi. The details are as follows:

Tag 571 values	Associated Thermal printer and Stock types
Zebra 4 x 6 Doc tab 300dpi	193 - Zebra 300 dpi 4 x 6 Doc Tab
Zebra 4 x 6 Non Doc 300dpi	293 - Zebra 300 dpi 4 x 6 non-Doc Tab
Zebra 4 x 8 300 dpi	393 - Zebra300 dpi 4 x 8
Zebra 4 x 9 300 dpi	493 - Zebra 300 dpi 4 x 8
Zebra 4 x 8.5 300 dpi	593 - Zebra 300 dpi 4 x 8.5
Zebra 4 x 10.5 300 dpi	693 – Zebra 300 dpi 4 x 10.5 Tire
Zebra 4 x 6.75 300 dpi	893 – Zebra 300 dpi 4X6.75 HCID

## New HCID service option

New HCID Service option is added for Global distribution Practices (GDP), applicable for European Union countries. The details are as follows:

Special Service name	FedEx Service Option Code	Precedence on Label	HCID value for tag	Description
Good Distribution Practices	GDP	1	HZ	Applicable for EU GDP Solutions. <i>Note: Not applicable for Barcode content.</i>

## Surcharges and Rate Updates

### Fuel Surcharge expansion

Fuel Surcharge expansions include surcharges for Dangerous Good Shipment (DG) shipments and an additional fee on Address changes made by the international payers.

### Additional Handling Surcharges (AHS)

A Minimum Billable Weight (MBW) of 40lbs is applies to all packages that meet Additional Handling Surcharges (AHS) criteria. The change affects all U.S. and international packages.

The customer configured billable weight is applicable to packages that do not qualify for AHS. Example: If a package weights 20lbs, and meets AHS criteria, the shipper will be charged for the limit of 40lbs instead of 20lbs.

### Regulatory Fees

A Custom Border Patrol (CBP) regulatory fee of \$1.50 per shipment is applied to all U.S. Import shipments as part of the clearance processing procedure. The fee is calculated and auto applied according to CBP regulatory standards.



## Tag updates and Sample transactions

- The following tags are updated with new naming convention, the details are as follows-

old tag naming convention	updated tag naming convention
9744 - FedEx vendor / client product name	9744 - Client Product Name
9746 - FedEx vendor / client product version	9746 - Client Product Version
1148 - FedEx middleware product name	1148 - Middleware Product Name
1149 - FedEx middleware product version	1149 -Middleware Product Version

- When both tags, 746 - Fractional Commodity Line-Item Weight tag and tag 77 - Commodity Line Item Weight tag are used together, only the tag 746 is considered.
- The **Tag 739 - Link to the Development Resource Center (DRC) to view version availability** returns an URL to download latest software version when the product key is expired.

URL - <https://www.fedex.com/en-us/developer/ship-manager-server/process.html#download>.

### Sample transaction

Reply
0,"150"1,"versioning"497,"757XX4"738"07112023"739,"https://www.fedex.com/en-us/developer/ship-manager-server/process.html#download"1000,"20.0.8"1000-2,"20.0.8"1000-3,"20.0.8"1000-4,"20.0.8"1000-5,"20.0.8"1000-6,"20.0.8"1989,"04"3128,"Mar 7 2023"3128-2,"Mar 7 2023"3128-3,"Mar 7 2023"3128-4,"Mar 7 2023"3128-5,"Mar 7 2023"3128-6,"Mar 7 2023"3128-7,"Mar 7 2023"3129,"FedEx Broadcast Service"3129-2,"FedEx Ship Manager Service"3129-3,"FedEx Communication"3129-4,"FedEx Server Manager Service"3129-5,"FedEx Openship Service"3129-6,"FedEx Ship Manager Server Console"3129-7,"ReprintLabel Utility"99,""

- New values are updated in **tag # 187 - Thermal Label Printer/Format Type**. The values are returned in 170 Meter Query reply transaction when the Thermal Label Type is set to Zebra 300dpi. The details are as follows:
  - Valid value: 193 - Zebra 300 dpi - 4 x 6 Doc Tab 300 dpi

## Disable export Flag – tag 744

New **tag 744 – Disable export Flag** is added to 070 Meter Query Transaction. The details are given in the table below.

Field ID	Field Name	Update	Affected Transaction
744	Disable export Flag	New Field	070 meter query/update fields
	<b>Description</b>  The purpose of this tag is to enable or disable an existing feature in the FSMS software that exports shipping history to text files. It can be used in a 070 meter update transaction to enable or disable export shipment history functionality when a parent meter number is present. When a child meter is included in a 070 meter update transaction, there will be no updates. This tag will be connected with the Disable Export control located on the System Settings tab of the setup screen. It will be returned in the 170 reply transaction for both the meter update and list meter information operations.		
	Type: N	Minimum Length: 1	Maximum Length: 1
	Multiple Occurrence: A	Input/Output: I/O	Carrier: NA
	<b>Valid Values:</b> <ul style="list-style-type: none"> <li>Y = Export Functionality will be turned off</li> </ul>		

---

	<ul style="list-style-type: none"><li>• N = Export Functionality will be turned on</li></ul> <p><b>Default Value:</b> N</p> <p><b>Optionality:</b> Optional</p> <p><b>Level:</b> Shipment</p>
--	---

## Rating/Routing Validation flag – tag 754

Field ID	Field Name	Update	Affected Transaction
754	Rating/Routing Validation flag	New Field	070 meter query/update fields
	<b>Description</b> <p>his tag can be used in a 070 meter list information or update transaction. It can also be used in any 020 rating/routing transaction. For a 070 meter update transaction, the value of this tag will update the FSMS configuration screen, Meter Settings tab for the control called “Rating / Routing Validation”. Based upon the value of the control in the configuration screen, at 020 Rating Only, 020 Route / Time-In-Transit only, 020 Rate / Route combination transaction, validation will occur. Those rating/routing transactions can include this tag &amp; will need to be used in conjunction with either tag 1234 – Rate/Route/Time-In-Transit Flag (tag value = 1, or 2, or 3), or tag 541 – OpenShip Flags (position 2 and/or 3 = Y such as: NYYNNNNNN). When this tag is included in a 020 rating/routing transaction, it will override the setting in the config screen. That validation is intended to be used similarly to how tag 184 – PreShip Validation is used.</p>		
	Type: N	Minimum Length: 1	Maximum Length: 1
	Multiple Occurrence: A	Input/Output: I/O	Carrier: NA
	<b>Valid Values:</b> <ul style="list-style-type: none"> <li>Y – Perform Rating / Routing Validation</li> <li>N – Do not perform Rating / Routing Validation</li> </ul> <b>Default Value:</b> N <b>Optionality:</b> Optional <b>Level:</b> Piece		

## Disable export Flag – tag 744

Field ID	Field Name	Update	Affected Transaction
755	Download New / Missing Data Flag	New Field	057 Demand Download transaction
	<b>Description</b> <p>The purpose of this tag is to enable or disable an existing feature in the FSMS software that exports shipping history to text files. It can be used in a 070 meter update transaction to enable or disable export shipment history functionality when a parent meter number is present. When a child meter is included in a 070 meter update transaction, there will be no updates. This tag relates to the Disable Export control located on the System Settings tab of the setup screen. It will be returned in the 170 reply transaction for both the meter update and list meter information operations.</p>		
	Type: AN	Minimum Length: 1	Maximum Length: 1
	Multiple Occurrence: No	Input/Output: I	Carrier: All
	<b>Valid Values:</b>		

	<ul style="list-style-type: none"> <li>Y = Overrides Demand Download setting (downloads missing values/new components)</li> <li>N = Continues to download all components (all components including new/old/missed/existing components)</li> </ul> <p><b>Default Value:</b> N</p> <p><b>Optionality:</b> Optional</p> <p><b>Level:</b> NA</p>
--	--

## FTR, XTN, or ITN Entry – tag 1358

Tag value is updated as Maximum 32 characters.

## Special Delivery Instructions – tag 3021

The value is updated as Maximum 90 characters and applicable carrier codes revised as FDXE, FHD, and FXFR.

## Tag 7651, 7653

The Tag name for 7651 is updated as follows:

Old name	New name
URSA Service Type Name	Service Type Name

The tag value for Packaging Type Name – 7653 is updated to Maximum 30 characters.

## Error code update - 4503

The Error condition for the Error code – 4503 is updated as follows:

Code	Message	Error condition
4503	Invalid FedEx Ground Account Number.	When processing a shipping transaction, pre-ship validation for FedEx Ground or Home Delivery (U.S. and Canada only), then for any ground enabled meter, with all zeroes (or may be blank) in the ground account field, FSMS returns this error message.



## Shipment updates

The country Honduras, Turkey and Vietnam is now a direct serve country. Applicable accounts can be configured in FedEx Ship Manager® server configuration. The following options are available for the update:

- Direct serve rates and Surcharges are downloaded as per the settings in Demand Download Utility.
- ETD document requirements are available to ensure customs clearance.
- Local Currency is included as currency type in transactions to allow tax regime regulations.

### Sample Transactions

Request	Reply
0,"025"1,"Courtesy Rate quote HN -US-Ship"7,"SAN PEDRO SULA"8,"SAP"9,"99999"10,"6008XXX89"15,"NEW YORK"16,"NY"17,"10001"50,"US"75,"lbs"117,"HN"498,"709XXX9" <b>1090</b> ,"HNL"1273,"01"1670,"1000"99,""	0,"125"1,"Courtesy Rate quote HN -US-Shi"10,"60089XXX9"33,"A1"33-2,"A1"33-3,"H2"33-4,"H2"33-5,"A1"33-6,"A1"34,"676591"34-2,"876029"34-3,"3797288"34-4,"3356531"34-5,"862567"34-6,"813704"35,"88725"35-2,"111161"35-3,"565878"35-4,"516293"35-5,"109666"35-6,"104156"36,"00"36-2,"00"36-3,"00"36-4,"00"36-5,"00"36-6,"00"37,"765316"37-2,"987190"37-3,"4363166"37-4,"3872824"37-5,"972233"37-6,"917860"60,"10"60-2,"10"60-3,"149"60-4,"149"60-5,"10"60-6,"10"431,"N"431-2,"N"431-3,"N"431-4,"N"431-5,"N"431-6,"N"498,"709XXX9"557,"02"558,"2641"559," Saturday delivery is available as indicated in tag# 1690"574,"XX"574-2,"XX"574-3,"XX"574-4,"XX"574-5,"XX"574-6,"XX" <b>1090</b> ,"HNL" <b>1090-2</b> ,"HNL" <b>1090-3</b> ,"HNL" <b>1090-4</b> ,"HNL" <b>1090-5</b> ,"HNL" <b>1090-6</b> ,"HNL"1092,"HN0010"1092-2,"HN0010"1092-3,"HN0010"1092-4,"HN0010"1092-5,"C"1092-6,"C"1133,"6"1273,"01"1273-2,"01"1273-3,"01"1273-4,"01"1273-5,"01"1273-6,"01"1274,"03"1274-2,"06"1274-3,"70"1274-4,"86"1274-5,"2A"1274-6,"2P"1690,"N"1690-2,"N"1690-3,"N"1690-4,"N"1690-5,"Y"1690-6,"Y"4565,"00"4565-2,"00"4565-3,"00"4565-4,"00"4565-5,"00"4565-6,"00"99,""
0,"025"1,"Courtesy Rate quote US-HN-ship"7,"NEW YORK"8,"NY"9,"10001"10,"7000XXX94"15,"SAN PEDRO SULA"16,"SAP"17,"99999" <b>50</b> ,"HN"75,"lbs"117,"US"498,"26XXX4"1090,"USD"1273,"01"1670,"1000"99,""	0,"125"1,"Courtesy Rate quote US-HN-ship"10,"70006XXX4"34,"45973"34-2,"402415"34-3,"259116"34-4,"49606"34-5,"42525"35,"2404"35-2,"25670"35-3,"18505"35-4,"2585"35-5,"2126"36,"00"36-2,"00"36-3,"00"36-4,"00"36-5,"00"37,"48377"37-2,"428085"37-3,"277621"37-4,"52191"37-5,"44651"60,"10"60-2,"151"60-3,"151"60-4,"10"60-5,"10"431,"N"431-2,"N"431-

	3,"N"431-4,"N"431- 5,"N"498,"26XXX4"574,"A1"574-2,"H2"574- 3,"A1"574-4,"A1"574- 5,"A1"1090,"USD"1090-2,"USD"1090- 3,"USD"1090-4,"USD"1090- 5,"USD"1092,"US001O"1092- 2,"US002O"1092-3,"US002O"1092- 4,"L"1092-5,"L"1133,"5"1273,"01"1273- 2,"01"1273-3,"01"1273-4,"01"1273- 5,"01"1274,"03"1274-2,"70"1274- 3,"86"1274-4,"2P"1274- 5,"EC"1690,"N"1690-2,"N"1690-3,"N"1690- 4,"N"1690-5,"N"4565,"00"4565-2,"00"4565- 3,"00"4565-4,"00"4565-5,"00"99,""
0,"020"1,"HN-US ETD"4,"LAC TEST COMPANY NAME"5,"10 FEDEX PARKWAY"7,"SAN PEDRO SULA"10,"60089XXX9"11,"Syntel"12,"RedZone Step009"13,"387 Main Street"14,"FEDEX PARKWAY"15,"NEW YORK"16,"NY"17,"10001"18,"1234567890"23,"1"25,"RedZone Step009-1 Intl Exp Shipment"32,"HARSHITHA MANE"50,"US"69,"100"72,"1"74,"HN"75,"lbs"79,"BOOKS"80,"US"113,"Y" 117,"HN"119,"250100"187,"PNG"498,"709XXX9" <b>1090</b> ,"HNL"1116,"IN"12 73,"01"1274,"01"1670,"1500"1958,"BBL"2805,"Y"99,""	0,"120"1,"HN-US ETD"10,"60089XXX9"29,"402643622600"30, "XE TSSA "33,"A1"34,"859326"35,"110787"36,"00"37 ,"970113"60,"15"112,"15"113,"Y"116,"1"11 9,"250100"195,"EWR"198,"TSSA "431,"N"498,"709XXX9"526,"0430"557,"01" 558,"5126"559," The maximum declared value for this shipment carriage is limited to 50000 USD. Please ensure the value of this shipment does not exceed this amount"650,"TRK#"651,"0430"653,"XE TSSA "656,"4026 4362 2600"658,"10:30A"659,"INTL PRIORITY"660,"ETD"661,"10001"662,"NY- US"663,"EWR"664,"1071447313910001000 100402643622600"665,"589C2/E5E0/0D3B" 671,"2"1084,"SAPA " <b>1090</b> ,"HNL"1092,"HN001O"1125,"0"1136," XE"1274,"01"1598,"970113"1678,"FDX0"19 33,"EN"1934,"2"1947,"860"1947- 2,"450"1947-3,"490"1948,"3839"1948- 2,"8850"1948-3,"98098"2399,"0"2817,"ID- 604B45CE-6916-4D8E-8580- 0A4068020AE8"2818,"0"2819,"C:\FedEx\Fe dex_ETDLabels\402643622600.PDF"4565,"0 0"5752,"0"7651,"INTL PRIORITY"7653,"Your Pkg"7654,"3"7655,"10:30"7700,"00"7701,"0 0"7702,"00"7703,"1"7786,"Demand Surcharge"7786-2,"Out of Delivery Area Tier A"7786-3,"Fuel"99,""

## User Experience Enhancements

### Advanced Settings tab

The Advanced Settings tab is updated with FACTORS checkbox. This can enable/disable FACTOR for FedEx Ship Manager Server configuration. Refer to the image below.

Figure 181: Advanced Settings tab

The screenshot shows the 'FedEx Configuration' window with the 'Advanced Settings' tab selected. The window has a title bar with standard Windows controls. Below the title bar, there's a 'Parent Meter Number' dropdown and an 'Access Privileges' button. The main area is divided into several sections by tabs: 'Shipper Settings', 'Report Settings', 'Label Settings', 'DocTab Settings', 'System Settings', and 'Meter Settings'. Under 'Advanced Settings', there are sub-tabs: 'IPD / IED / IDF Settings', 'Tracking Numbers', and 'Ground Economy Settings'. The 'IPD / IED / IDF Settings' sub-tab is active, showing various configuration options. On the right side, there are checkboxes for 'Enable Batch Processing' and 'FACTOR Enabled'. At the bottom, there are buttons for 'Apply', 'Apply & Exit', 'Exit', and 'Help'.

Setting	Value	Checkbox
Batch Processing interval (in milliseconds)		Enable Batch Processing <input type="checkbox"/>
Batch Processing Folder		
Hourly Upload Interval (minutes)	60	FACTOR Enabled <input type="checkbox"/>
Hourly Upload Retention Period (days)	14	
Label Buffer Retention Period (days)	3	
Communication Check Interval (hours)	72	
Communication Logging Retention Period (days)	3	
Time Lapse To Force Upload (hours)	60	Transaction DateTime <input type="checkbox"/>
Transaction Log Retention Period (days)	5	Transaction Capture <input type="checkbox"/>
Ship Manager Console Retention Period (days)	7	Enable Ship Manager Console Purge Capability <input checked="" type="checkbox"/>
Routing Logging Retention Period (days)	7	Enable Routing Logging Capability <input type="checkbox"/>
Rating Logging Retention Period (days)	7	Enable Rating Logging Capability <input type="checkbox"/>
Label Logging Retention Period (days)	1	Enable Label Logging Capability <input type="checkbox"/>

Transaction Buffer Setting

Buttons: Apply, Apply & Exit, Exit, Help

## Label Settings tab

A New Label Type is added to Thermal Label types. Refer to the image and table below for additional details.

Figure 182: Thermal Label Types

**FedEx Configuration**

Parent Meter Number: [Dropdown] Access Privileges: [Button]

**Advanced Settings** | **IPD / IED / IDF Settings** | **Tracking Numbers** | **Ground Economy Settings**

**Shipper Settings** | **Report Settings** | **Label Settings** | **DocTab Settings** | **System Settings** | **Meter Settings**

**Laser and Thermal Label Defaults**

Laser Printer ID: [Text Box] [Icon]

Thermal Printer ID: [Text Box] [Icon]

Label File Directory: [Text Box] [Icon]

Thermal Type: [Dropdown Menu] Label Stock: [Dropdown Menu]

Ground COD Return: [Text Box] [Icon]

**Additional Laser and Thermal Label Defaults**

International: [Text Box] [Icon]

Shipper: [Dropdown Menu] Shipper: [Dropdown Menu] Manifest: [Dropdown Menu]

Customs: [Dropdown Menu] Customs: [Dropdown Menu] Recipient: [Dropdown Menu]

Manifest: [Dropdown Menu] IPD / IDF / IED Overnight Docs: [Dropdown Menu]

**FXF Freight**

Label Copies: [Text Box]

**Multi-ply Printer Defaults**

Air Waybill Printer ID: [Text Box] [Icon] Form Type: [Dropdown Menu]

☐ Mask Sender Account Number for T/C and D/T

☐ Do Not Ship Labels

☐ Print DocTab fields on consignee labels

Copy To All Meters: [Text Box]

Apply Apply & Exit Exit Help

## System Settings tab

The **Disable backup time** field is renamed to **Disable Backup**. Refer to the below image.

Figure 183: System Settings tab – Disable Backup

FedEx Configuration

Parent Meter Number: 140001 Access Privileges

Advanced Settings IPD / IED / IDF Settings Tracking Numbers

Shipper Settings Report Settings Label Settings DocTab Settings System Settings Meter Settings

Reconcile Time: 0300 ☐ Disable Reconcile Reconcile Options

CTS Port Number:

Web Services Port Number:

Internal Comms Port:

Maintenance Windows Memory Allocation for Common Services

**Database**

Backup Time:  ☐ Disable Backup

1st Backup Directory:

2nd Backup Directory:

**Ship History**

Retention Interval: 21  Purge Time:  ☐ Disable Purge Export Time:

Domestic Express:

International Express:

International MPS Express:

Ground:

FXF Freight:

Ground Economy:

2D Barcode Type: Legacy

**Return Rates When Expired**

☐ Express

☐ Ground/Ground Economy

☐ Rate 3rd Party Account

☐ Use Dynamic Surcharging and Fees

☐ Return Dynamic Surcharge Description

☐ Limit Ground Future Day (90 days)

☐ Trust the Harmonized Code Provided

☐ Enhanced Transaction Validation

Apply Apply & Exit Exit Help

## FedEx Ship Manager® Server console utility

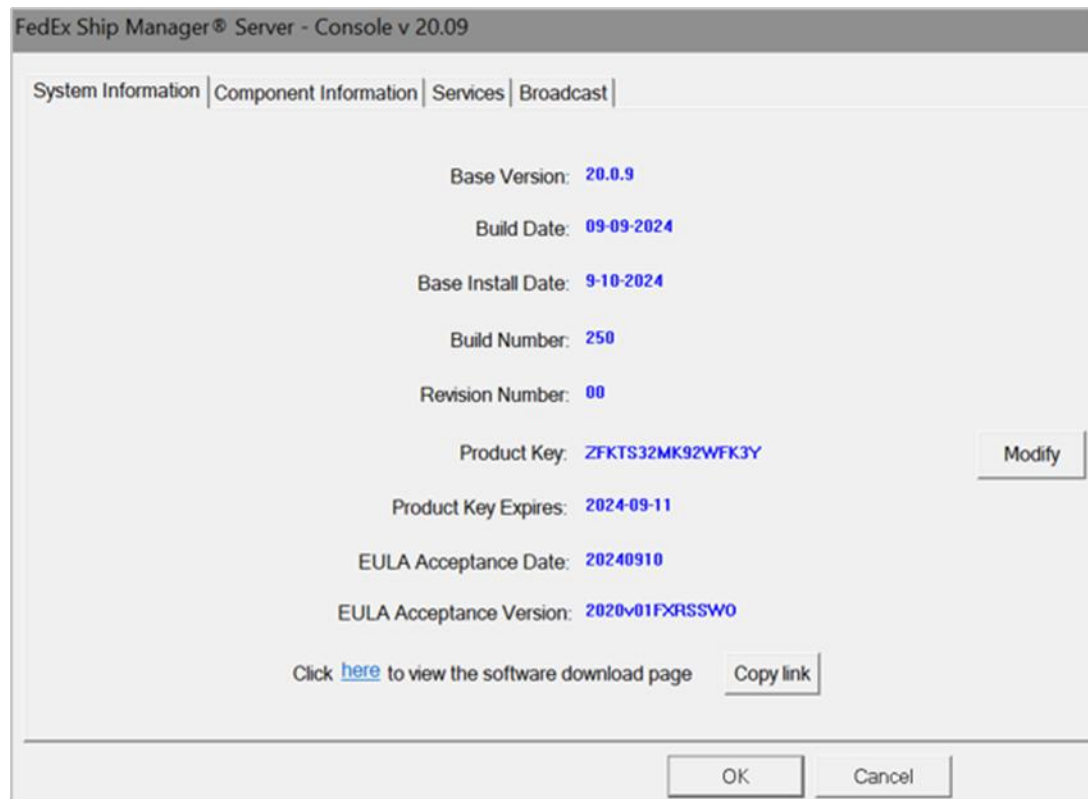
*FedEx Ship Manager® Server console utility displays updated naming convention for Component Information tab column headers Patch is renamed to Revision, and Upgrade Date is renamed to Component Update Date. Refer to the image below.*

Figure 184: Ship Manager® Server console utility

FedEx Ship Manager® Server - Console v 20.09

System Information | Component Information | Services | Broadcast |

Component Name	Version	Build	Revision	Component Update Date
FedEx Config Manager Service	20.09	269	00	
FedEx Web Services Client	20.09	269	00	
FedEx Ship Manager Service	20.09	269	00	
FedEx Print Service	20.09	269	00	
FedEx Common Label Service	20.09	269	00	
FedEx Broadcast Service	20.09	269	00	
FedEx Upload Service	20.09	269	00	
FedEx Communication	20.09	269	00	
FedEx Query Service	20.09	269	00	

**Figure 185: Ship Manager® Server console utility**

## Device Registration Utility

A New utility named **Device Registration Utility** is introduced to enable API gateway authentication for user's device. User can register their device for authentication using the following two methods, the details are as follows:

### Method 1: Portal Flow

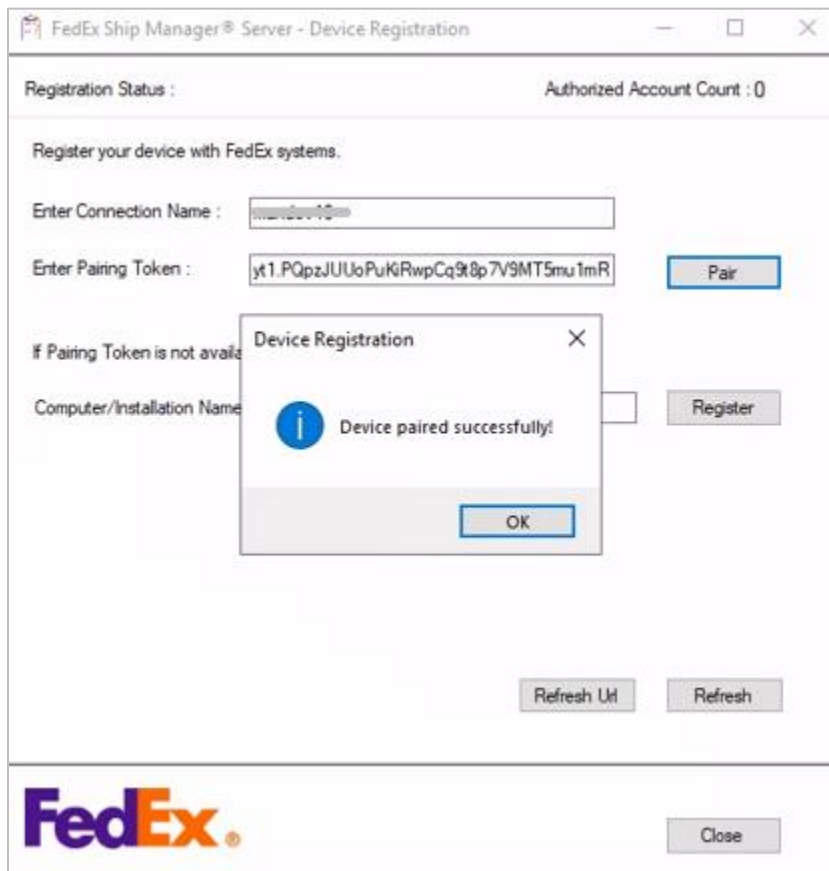
Users can login to SMP portal link and initiate device registration through the portal.

*Note: Reach out to FedEx representative for troubleshooting and further assistance.*

### Steps

1. Click the *Pair* button in **Device Registration Utility** to enter SMP portal to register device.

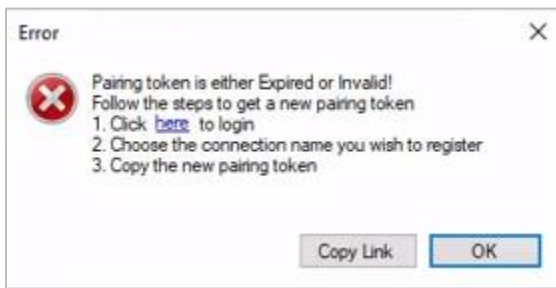
**Figure 186: Device Registration - portal flow**



2. Follow through the steps in SMP portal and register your device.
3. Click the *Refresh* button in **Device Registration Utility** to verify Registration status.

Successful registration displays **Registration status** as **Registered**. The following error message indicates Expired or Invalid token.

Figure 176: Error/Invalid token message

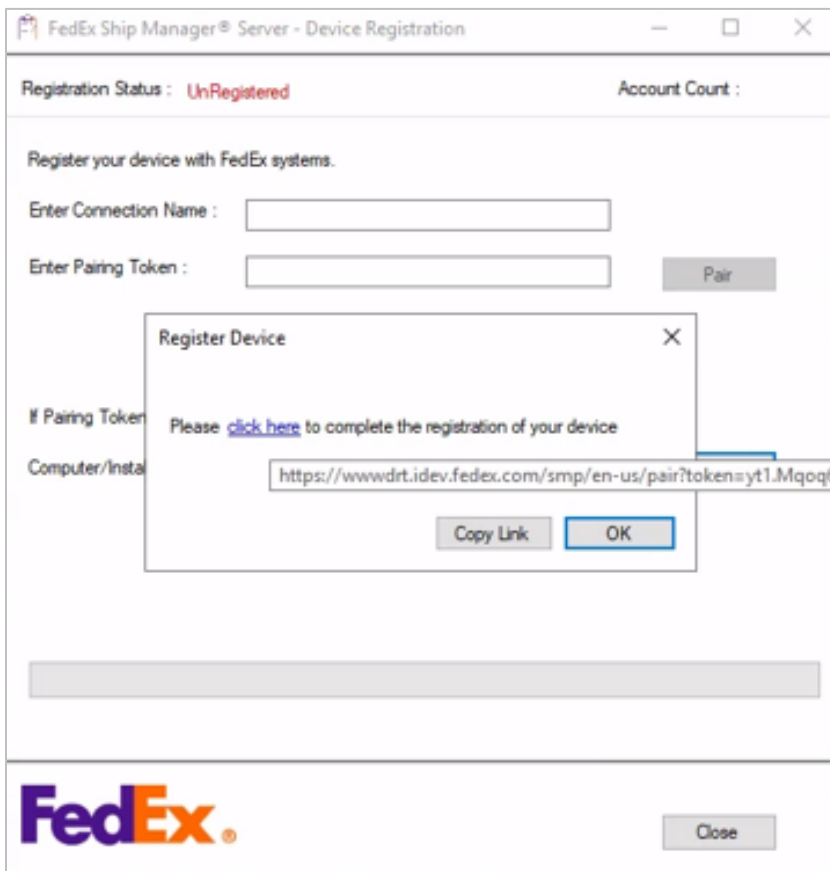


In case of error, start a fresh registration process or follow the *Alternate Flow method* to register the device.

#### Method 1: Alternate Flow

1. Click the *Register* button in **Device Registration Utility** for manual registration of the device.

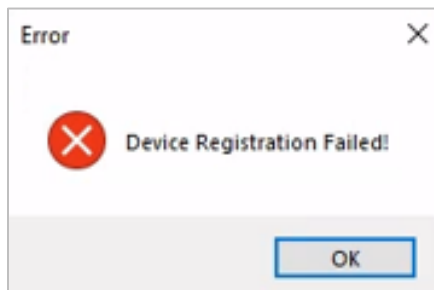
Figure 177: Device Registration - portal flow



2. Follow through the website link provided to obtain pairing token and register your device.
3. Click the *Refresh* button in *Device Registration Utility* to verify Registration status.

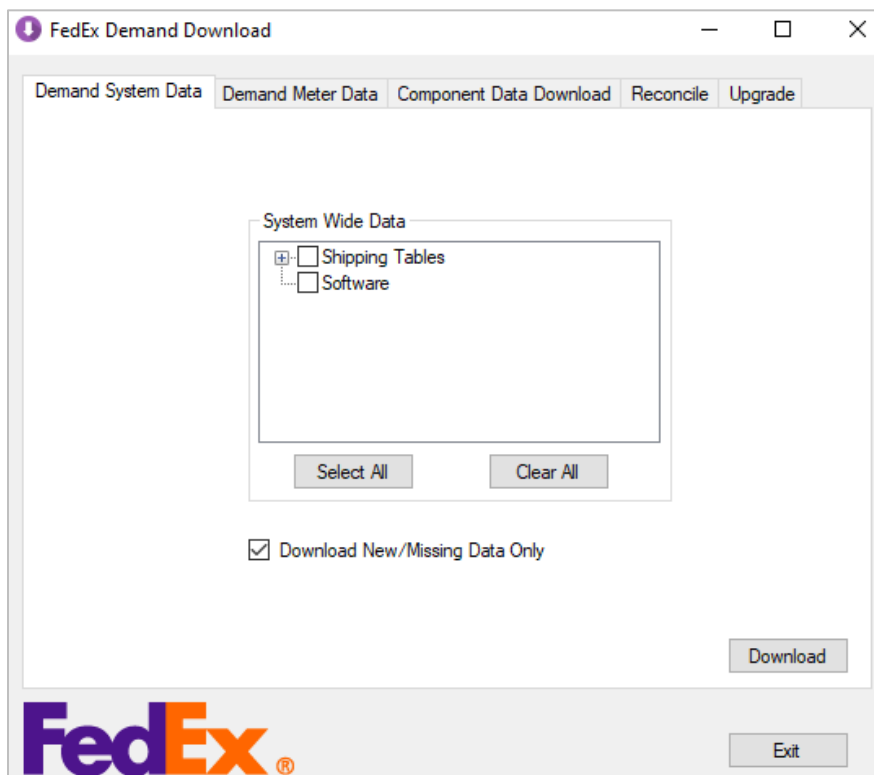
Successful registration displays **Registration status** as **Registered**. Contact customer support if any attempts result in a failed or error message.



**Figure 178: Error/Invalid token message**

## Demand Download Utility

A new checkbox, *Download New/Missing Data Only* is added in Demand Upgrade Date Tab. Refer to the image below. The Checkbox enables/disables the selective download option.

**Figure 187: Download New/Missing Data only**

## Corrections

This section provides the details of corrections made in the document post the release. Any corrections applicable will reflect in upcoming versions.

**Table 179: 2007 Corrections**

Version	Corrections	Doc Impact	Sections
FSMS 2007	One Rate package type	DVG	4.2.9 FedEx One Rate®
	Greece label	DVGS	EETT License number Implementation
	FGE 1D Barcode	DVGS	FedEx Ground® Economy 1D Barcode
	Upgrade tab note	DVG	19.2.5 Upgrade Utility tab
	Upgrade tab section	ICG	3.2.5 Downloading Upgrades
	Removal of 1P services from TCR appendix	TCR	Appendix E: Service short names > International Service Short Name Values
	Form ID	DVG	2.4.2 004/104 Tracking Number Request/Reply
		DVGS	Shipment updates
	MPS transaction	DVGS	FedEx Ground® Economy 1D Barcode