



FedEx Ship Manager® Software PassPort  
v 2600 or higher

# Global Shipping Transaction Guide



## Payment

You must remit payment in accordance with the *FedEx Service Guide*, tariff, service agreement or other terms or instructions provided to you by FedEx from time to time. You may not withhold payment on any shipments because of equipment failure or for the failure of FedEx to repair or replace any equipment.

## Confidential and Proprietary

The information contained in this guide is confidential and proprietary to FedEx Corporate Services, Inc. and its affiliates (collectively “FedEx”). No part

of this guide may be distributed or disclosed in any form to any third party without written permission of FedEx. This guide is provided to you and its use is subject to the terms and conditions of the FedEx PowerShip Placement Agreement. The information in this document may be changed at any time without notice. Any conflict between this guide and the *FedEx Service Guide* shall be governed by the *FedEx Service Guide*.

© 2012 FedEx. FedEx and the FedEx logo are registered service marks. All rights reserved. Unpublished.

<b>1 Overview .....</b>	<b>6</b>
Features .....	7
<b>2 File Formats .....</b>	<b>8</b>
Length .....	9
Decimal .....	9
Multiple OccurrenceFields(##) .....	9
<b>3 What's New .....</b>	<b>10</b>
New Fields .....	11
Changes to Existing Fields .....	15
Miscellaneous Changes .....	15
<b>4 Batch Processing Modes .....</b>	<b>20</b>
Batch All Mode .....	21
Batch Individual Mode .....	21
<b>5 U.S. Shipping Examples .....</b>	<b>22</b>
FedEx Express Single Package with Future Shipment Date Input Transaction .....	23
FedEx Express Single Package with Future Shipment Date Output Transaction .....	24
FedEx Home Delivery Single Package Output Transaction .....	24
FedEx Express Shipment with Return Email Label Input Transaction .....	25
FedEx Express Shipment with Return Email Label Output Transaction .....	28
FedEx Home Delivery with Printed Return Shipping Label Input Transaction .....	28

FedEx Home Delivery with Printed Return Shipping Label Output Transaction .....	30
FedEx Ground Shipment with Return Ground Call Tag Input Transaction .....	30

FedEx Ground Shipment with Return Ground Call Tag Output Transaction .....	32
FedEx Intra-U.S. Multiple Piece Shipment (MPS) Input Transaction .....	33

<b>6 International Shipping Examples .....</b>	<b>35</b>
FedEx International Priority Input Transaction .....	36
FedEx International Priority Output Transaction .....	37
FedEx International Multiple Piece Shipment with Commercial Invoice Input Transaction .....	38
FedEx International MPS with Commercial Invoice Output Transaction .....	41
FedEx International Priority Freight Input Transaction .....	41
FedEx International Priority Freight Output Transaction .....	44
FedEx International Document Shipment Input Transaction .....	44
FedEx International Document Shipment Output Transaction .....	46
FedEx International NAFTA Certificate of Origin Shipment Input Transaction .....	46
FedEx International NAFTA Certificate of Origin Shipment Output Transaction .....	49

<b>7 Intra-Country Multiple Piece Shipment Requirements .....</b>	<b>50</b>
<b>8 Sender Information .....</b>	<b>52</b>
Current Sender .....	53

<b>9 Global Shipping 020/120 Transaction .....</b>	<b>54</b>	<b>15 Domestic Route 006/106 Transaction .....</b>	<b>94</b>
Global Shipping Request 020 .....	55	Domestic Route Request 006.....	95
Global Shipping Reply 120 .....	55	Domestic Route Reply 106.....	98
<b>10 Global Delete 023/123 Transaction .....</b>	<b>68</b>	<b>16 End of Day 007/107 Transaction .....</b>	<b>102</b>
Global Delete Request 023 .....	69	End of Day Request 007.....	103
Global Delete Reply 123 .....	69	End of Day Reply 107.....	103
<b>11 Dangerous Goods .....</b>	<b>71</b>	<b>17 International Rate Request 052/152 Transaction.....</b>	<b>105</b>
FedEx Express Dangerous Goods Input Transaction .....	72	International Rate Request 052 .....	106
<b>12 Domestic Rate 002/102 Transaction.....</b>	<b>74</b>	International Rate Reply 152 .....	108
Domestic Rate Request 002 .....	75	<b>A Reference Tables .....</b>	<b>114</b>
Domestic Rate Reply 102 .....	79	Country Codes .....	115
<b>13 AssignNextTrackingNumber004/104Transaction .....</b>	<b>86</b>	Canadian Province Codes .....	121
Assign Next Tracking Number Request 004 .....	87	Currency Codes .....	121
Assign Next Tracking Number Reply 104.....	87	Harmonized Tariff Unit of Measure Codes.....	123
<b>14 Domestic Service Commitment 005/105 Transaction .....</b>	<b>89</b>	FTR Codes.....	125
Domestic Service Commitment Request 005 .....	90	Field List in Numeric Order by Field ID .....	127
Domestic Service Commitment Reply 105 .....	92	Glossary .....	199

<b>Table 1.</b>	New Fields .....	11	<b>Table 16.</b>	Example FedEx Express Dangerous Goods Input Transaction .....	72
<b>Table 2.</b>	Changes to Existing Fields.....	15	<b>Table 17.</b>	Example Domestic Rate Request Input Transaction .....	75
<b>Table 3.</b>	Example FedEx Express Single Package with Future Shipment Date Input Transaction .....	23	<b>Table 18.</b>	Example Domestic Rate Reply Output Transaction Fields.....	80
<b>Table 4.</b>	Example FedEx Express Shipment with Return Email Label Input Transaction.....	26	<b>Table 19.</b>	Example Assign Next Tracking Number Input Transaction.....	87
<b>Table 5.</b>	Example FedEx Home Delivery with Printed Return Shipping Label Input Transaction .....	28	<b>Table 20.</b>	Example Assign Next Tracking Number Output Transaction.....	88
<b>Table 6.</b>	Example FedEx Ground Shipment with Return Ground Call Tag Input Transaction .....	31	<b>Table 21.</b>	Example Domestic Service Commitment Request Input Transaction .....	90
<b>Table 7.</b>	Example FedEx Intra-U.S. MPS Input Transaction .....	33	<b>Table 22.</b>	Example Domestic Service Commitment Reply Output Transaction .....	92
<b>Table 8.</b>	Example FedEx International Priority Input Transaction .....	36	<b>Table 23.</b>	Example Domestic Route Request Input Transaction.....	95
<b>Table 9.</b>	Example FedEx International MPS with Commercial Invoice Input Transaction .....	38	<b>Table 24.</b>	Example Domestic Route Reply Output Transaction .....	98
<b>Table 10.</b>	Example FedEx International Priority Freight Input Transaction...	41	<b>Table 25.</b>	Example End of Day Request Input Transaction .....	103
<b>Table 11.</b>	Example FedEx International Document Shipment Input Transaction .....	44	<b>Table 26.</b>	Example End of Day Reply Output Transaction .....	104
<b>Table 12.</b>	Example FedEx International NAFTA Certificate of Origin Shipment Input Transaction .....	47	<b>Table 27.</b>	Example International Rate Request Input Transaction .....	106
<b>Table 13.</b>	Global Shipping Reply 120 Transaction Fields .....	55	<b>Table 28.</b>	Example International Rate Reply Output Transaction .....	108
<b>Table 14.</b>	Example Global Delete Request Input Transaction.....	69	<b>Table 29.</b>	Country Codes .....	115
<b>Table 15.</b>	Example Global Delete Reply Output Transaction .....	70	<b>Table 30.</b>	Canadian Province Codes .....	121
			<b>Table 31.</b>	Currency Codes.....	121
			<b>Table 32.</b>	Harmonized Tariff Unit of Measure Codes .....	123
			<b>Table 33.</b>	FTR (Foreign Trade Regulations) Codes.....	125
			<b>Table 34.</b>	Field List in Numeric Order by Field ID .....	127
			<b>Table 35.</b>	Glossary.....	199

# 1 Overview

Features

FedEx Ship Manager® Software PassPort prepares shipping labels from a transaction file created on your host computer. As you enter transactions on your host computer, shipping information is saved in a transaction input file. When you finish entering transactions, process your transactions from the input file using FedEx PassPort.

FedEx PassPort prints shipping labels and other documents, such as the Commercial Invoice. It records shipment information in a transaction output file to load on your host computer. The output file includes tracking numbers, service commitments, and other shipping details, such as special services and surcharges. With FedEx PassPort, you can use the following features.

## Features

- Ship intra-country and international packages
- Delete shipments

To process shipments using FedEx PassPort, click the PassPort button at the top of your FedEx Ship Manager® Software screen. Then select one of these following methods to process shipments and print shipping labels.

### Batch All

Automatically process all transactions in an input file without interruption or user input. This is the fastest way to process a series of shipping transactions in an input file. This method does not require the user to enter a transaction ID or verify shipment information before processing a shipment.

### Batch Individual

Process individual shipments for transaction IDs you enter on the FedEx PassPort screen. Once you enter a transaction ID, the shipment is processed and the label is printed automatically. However, shipment information does not display on your screen.

**Related Topics:** [Batch Processing Modes](#)

## 2 File Formats

Length

Decimal

Multiple Occurrence Fields (#)

FedEx Ship Manager® Software PassPort transactions are ASCII delimited transaction formats which include multiple field numbers and their values. Each field has been assigned a field ID, also known as a tag. Field ID 99 indicates the end of a transaction. Field ID 99 is required for each transaction in your input file.

## Length

The maximum number of characters allowed for each field is shown in the

Max Length column. If the field length in a transaction request exceeds the maximum number allowed, the maximum number of characters is applied.

If there are two field lengths for a field, then the field length varies depending on how the field is used. For example, Package Weight allows up to 4 numeric characters when measured in pounds and 4.1 characters when measured in kilograms.

## Decimal

If a field length includes a decimal, then the value you enter for that field cannot exceed the maximum number of characters listed before and after the decimal; for example, if the maximum length for a field is 8.2, then 12,345,678.00 shows the maximum number of characters. The number to the right of the decimal is the number of characters required after the decimal point.

## Multiple Occurrence Fields (#)

Fields that include the number sign (#) are used to indicate multiple commodities, dangerous goods commodities, packages, and shipment contents in the same transaction. For example, if there are three commodities in a shipment, then use Field ID 77 three times to indicate the weight of each commodity. Follow each occurrence of the field with a dash and number 1, 2, or 3. Field ID 77-1 represents the first commodity, Field ID 77-2 represents the second commodity and Field ID 77-3 indicates the third commodity.

# 3 What's New

New Fields

Changes to Existing Fields

Miscellaneous Changes

The following describes new fields, field modifications, and miscellaneous changes from the previous version of FedEx Ship Manager® PassPort.

## New Fields

Table 1. New Fields

Field ID	Description
601	<p>ITAR License/Exemption number</p> <p>User-provided license number or exemption number which applies to the ITAR shipment. Minimum = 5</p> <p>Maximum = 21</p> <p>This shipment level input/output field is added to the 020/120 Global Ship Request/Reply transaction. Default: Blank</p>
630	<p>ITAR Flag</p> <p>New special handling option.</p> <p>Valid values are:</p> <ul style="list-style-type: none"> <li>• <input type="checkbox"/> Yes</li> <li>• <input type="checkbox"/> No (default)</li> </ul> <p>This shipment level input/output field is added to the 020 Global Ship Request/Reply transaction.</p> <p><i>Note: Exemption Number and Post Departure Citation are not allowed with ITAR shipments. Use Field 1358 (FTR, XTN or ITN Entry) set to "Pre-Departure ITN."</i></p>
1850	<p>Priority Alert Plus Flag</p> <p>Flag to denote a user request for the Priority Alert Plus special service which specifically includes intervention for:</p> <ul style="list-style-type: none"> <li>• <input type="checkbox"/> Re-Icing</li> <li>• <input type="checkbox"/> Gel Pack Replenishment</li> <li>• <input type="checkbox"/> Cold Storage Valid</li> </ul> <p>values are:</p> <p><b>Y</b></p> <p><b>N</b></p> <p>This field is at the shipment level for international and non-U.S. intra-country shipments and package level for intra-U.S. shipments.</p>

Table 1. New Fields, continued

Field ID	Description
1851	<p>Priority Alert Plus Surcharge</p> <p>Returns the discounted surcharge for the Priority Alert Plus special service. This field is returned in the following transactions:</p> <ul style="list-style-type: none"> <li>• 20 Global Ship Reply</li> <li>• 02 Domestic Rate Reply</li> <li>• 52 International Rate Reply</li> </ul>
1852	<p>List Priority Alert Plus Surcharge</p> <p>Returns the list surcharge for the Priority Alert Plus special service. This field is returned in the following transactions:</p> <ul style="list-style-type: none"> <li>• 20 Global Ship Reply</li> <li>• 02 Domestic Rate Reply</li> <li>• 52 International Rate Reply</li> </ul>
1860	<p>List FICE Surcharge</p> <p>Returns the list surcharge for the FedEx International Controlled Export (FICE) special service for all transactions returning rating information for special services where list rate return or a combination thereof has been requested.</p> <p>This field is returned in the following transactions:</p> <ul style="list-style-type: none"> <li>• 20 Global Ship Reply</li> <li>• 02 Domestic Rate Reply</li> <li>• 52 International Rate Reply</li> </ul>
1936	<p>List Canadian Goods and Services Tax Surcharge</p> <p>Returns the list rate GST surcharge associated with a Canadian shipment. This field is returned in the following transactions:</p> <ul style="list-style-type: none"> <li>• 20 Global Ship Reply</li> <li>• 02 Domestic Rate Reply</li> <li>• 52 International Rate Reply</li> </ul>
1937	<p>List Canadian Harmonized Sales Tax Surcharge</p> <p>Returns the list rate HST surcharge associated with a Canadian shipment. This field is returned in the following transactions:</p>

Table 1. New Fields, continued

Field ID	Description
	<ul style="list-style-type: none"> <li>• 20 Global Ship Reply</li> <li>• 02 Domestic Rate Reply</li> <li>• 52 International Rate Reply</li> </ul>
1938	<p>List Canadian Provincial Sales Tax Surcharge</p> <p>Returns the list rate PST surcharge associated with a Canadian shipment. This field is returned in the following transactions:</p> <ul style="list-style-type: none"> <li>• 20 Global Ship Reply</li> <li>• 02 Domestic Rate Reply</li> <li>• 52 International Rate Reply</li> </ul>
4027	<p>List Third Party Consignee Surcharge</p> <p>Returns the list rate surcharge associated with a Third Party Consignee shipment. This field is returned in the following transactions:</p> <ul style="list-style-type: none"> <li>• 20 Global Ship Reply</li> <li>• 02 Domestic Rate Reply</li> <li>• 52 International Rate Reply</li> </ul>
4889	<p>List Net Freight Charge</p> <p>Returns the List Net Freight Charge, which is the List Freight Charge plus the List Total Surcharges before Canada taxes. This field is returned in the following transactions:</p> <ul style="list-style-type: none"> <li>• 20 Global Ship Reply</li> <li>• 02 Domestic Rate Reply</li> <li>• 52 International Rate Reply</li> </ul>
5600	<p>Sender Tendered Notification Flag</p> <p>Flag to provide email notification of "Tendered to FedEx" to the shipper. Use with Field 1201 (Sender's Email Address). Valid values are:</p> <p><b>Y</b></p> <p><b>N</b></p> <p>This shipment level input field is added to the 020 Global Ship Request transaction for FedEx Express, FedEx Ground and FedEx SmartPost outbound and return shipments.</p>

Table 1. New Fields, continued

Field ID	Description
5601	<p>Recipient Tendered Notification Flag</p> <p>Flag to provide email notification of "Tendered to FedEx" to the recipient. Use with Field 1202 (Recipient's Email Address). Valid values are:</p> <p><b>Y</b></p> <p><b>N</b></p> <p>This shipment level input field is added to the <i>020 Global Ship Request</i> for FedEx Express, , FedEx Ground and FedEx SmartPost outbound and return shipments.</p>
5602	<p>Broker Tendered Notification Flag</p> <p>Flag to provide email notification of "Tendered to FedEx" to the broker. Use with Field 1343 (Broker Email Address). Valid values are:</p> <p><b>Y</b></p> <p><b>N</b></p> <p>This shipment level input field is added to the <i>020 Global Ship Request</i> for FedEx Express, FedEx Ground and FedEx SmartPost outbound and return shipments.</p>
5603	<p>Other 1 Tendered Notification Flag</p> <p>Flag to provide email notification of "Tendered to FedEx" to Other 1 email address. Use with Field 1205 (Other 1 Email Notification Address). Valid values are:</p> <p><b>Y</b></p> <p><b>N</b> (Default)</p> <p>This shipment level input field is added to the <i>020 Global Ship Request</i> transaction for FedEx Express, FedEx Ground and FedEx SmartPost outbound and return shipments.</p>
5604	<p>Other 2 Tendered Notification Flag</p> <p>Flag to provide email notification of "Tendered to FedEx" to Other 2 email address. Use with Field 1207 (Other 2 Email Notification Address). Valid values are:</p> <p><b>Y</b></p> <p><b>N</b> (Default)</p> <p>This shipment level input field is added to the <i>020 Global Ship Request</i> transaction for FedEx Express, FedEx Ground and FedEx SmartPost outbound and return shipments.</p>

**Related Topics:** [Field List in Numeric Order by Field ID](#)

## Changes to Existing Fields

Table 2. Changes to Existing Fields

Field ID	Description
68	Currency Code Added the following values: <b>DKK</b> — Denmark <b>EUR</b> — Belgium, Denmark, France, Germany, Italy, Luxembourg and the Netherlands
72	Terms of Sale Added the following INCO term values: <b>7</b> — DAT (Delivered at Terminal) <b>8</b> — DAP (Delivered at Place)
2155	NAFTA Certificate of Origin Net Cost Begin Date Changed format from "MMDDCCYY" to "CCYYMMDD".
2156	NAFTA Certificate of Origin Net Cost End Date Changed format from "MMDDCCYY" to "CCYYMMDD".
2157	NAFTA Certificate of Origin Country of Origin Changed valid values from "CA, US and MX" to "Y or N".

## Miscellaneous Changes

The following sections describe the miscellaneous changes to the PassPort Software.

### FedEx Express® Intra-Country Expanded Services

FedEx Express Priority Overnight® intra-country return shipments are now available in the following countries in Europe (EUR): Belgium, Denmark,

France, Germany, Italy, Luxembourg and the Netherlands.

### Rules

The following transaction rules apply to FedEx Express intra-country return shipments.

•  Currency

For an intra-EMEA return shipment, if Field ID 68 (Currency Code) is blank is not included in the *020 Global Ship Request*, then the currency code defaults to the following:

- Belgium, France, Germany, Italy, Luxembourg and the Netherlands default to **EUR**.
- Denmark defaults to **DKK**.

If Field 68 (Currency Code) is not specified correctly for an intra-EMEA

return shipment, then Error Message, "For domestic shipments, currency needs to be the national currency" is returned and the shipment fails.

#### Print Return Label

Only Print Return labels are supported for non-U.S. intra-country returns in these countries.

The label Terms and Conditions will be printed in English on the intra-country Print Return labels for these countries.

#### Maximum Weight Limits and Package Dimensions

The maximum weight and package dimensions for an International Priority (IP) outbound intra-country shipment will also apply to an intra-country return shipment.

## International Traffic in Arms Regulations

For a FedEx Express International Traffic in Arms Regulations (ITAR) commodity shipment, in an *020 Global Ship Request*:

- Set Field 1274 (Service Type) to either 01 — FedEx International Priority Overnight or 70 — FedEx International Priority Freight.

*Note: In an 020 Global Ship Request, if Field 1274 is set to an invalid service type then*

*Error Message, "ITAR shipments are not allowed with the selected service" is returned and the shipment fails.*

- Set Field 630 (ITAR Flag), which is the new special handling option, to Y.

- Specify in Field 601 (ITAR License/Exemption Number) your license or number or exemption number that applies to the ITAR shipment.

*Note: If Field 2701 (Print Shipment Receipt Flag) is set to Y, then "ITAR" is printed in the Special Handling field. If Field 2306 (Print Shipment Detail) is set to Y, then "ITAR" is printed in the Special Services field. If Field 2038 (Print Commercial Invoice) is set to Y, then the text label "ITAR License/Exempt" followed by the ITAR License/Exemption Number is printed in the space provided for regulatory declaration statements on the Commercial Invoice.*

## Rules

The following transaction rules apply for ITAR shipments in an *020 Global Ship Request*.

#### B13A Requirements

The following fields are required for Canada origin international shipments only.

- Field 1651 (B13A Filing Option)

For an ITAR shipment originating from Canada (CA) to a destination other than the United States (U.S.), U.S. Virgin Islands (V.I.) and Puerto

Rico (PR), if Field 1651 is set to 1 — No B13A required, then Error Message, "The B13A filing option is required for this scenario" is returned and the shipment fails.

- Field 1653 (B13A Export Permit Number)

If the origin country of an ITAR shipment is CA, and the destination

country is other than the U.S., and Field 1653 is blank or set to an invalid value, then Error Message, "An Export Permit Number is required for this ITAR shipment. Please enter an Export Permit Number containing a minimum of 5 and a maximum of 10 alphanumeric characters" is returned and the shipment fails.

#### Valid ITAR License/Exemption Number Required

If Field 601 is blank or set to an invalid value, and any of the following origins and destinations apply, then Error Message, "ITAR License/

Exemption Number must be at least 5 characters and not greater than 21 characters" is returned and the shipment fails.

- Originates in American Samoa (A.S.), Guam (GU), Northern Mariana Islands (MP) or Virgin Islands (VI) and the destination is not in Puerto Rico (PR), United States (U.S.) or U.S. territories.
- Originates in U.S. or PR and the destination is not in the PR, U.S., or U.S. territories and the destination is not in the U.S., U.S. territories or PR.
- Originates in Canada (CA) or Mexico (MX) and the destination is in the U.S.

#### • Multiple Piece Shipments (MPS)

MPS are allowed if ITAR is set at the shipment level.

#### • Service Areas

ITAR shipments are only valid for international shipping. ITAR shipments may not be sent from or to China; nor may they pass through China.

### Restrictions

- The ITAR special service option is not supported with the following special services.

If an ITAR shipment is combined with one or more of these special service options, then Error Message, "These Special Service selections cannot be combined in one shipment" is returned in the *120 Global Ship Reply*.

- Appointment Delivery  
Field 3020 (FedEx Home Delivery Type) set to 3.
- Collect on Delivery (COD)  
Field 27 (COD Flag) set to Y.
- Controlled Shipment

Field 1494 (FICE Flag) set to Y, which is required to ship an International Controlled Export.

- Cut Flowers
- Document Shipments  
Field 190 (Document Shipment Flag) set to Y.

- Piece Count Verification (PCV)
- Powership International Air Waybill
- Return shipments

*Note: However, this does not prohibit you from processing an outbound (non-return) ITAR shipment and requesting that a return shipment be associated with it.*

- Saturday Delivery  
Field 1266 (Saturday Delivery Flag) set to Y.
- Third Party Consignee
- Field 3309 (Third Party Consignee Flag) set to Y.

### Reports

#### • Commercial Invoice and Pro forma Invoice

If Field 601 (ITAR License/Exemption Number) is specified in an *020 Global Ship Request*, and Field 2034 (Print Pro forma Invoice Report) or Field 2038 (Print Commercial Invoice) is set to Y, then the text label "ITAR License/Exempt" followed by the ITAR License/Exemption Number is printed in the space provided for regulatory declaration statements on these invoices.

#### • Shipment Receipt

If Field 2701 (Print Shipment Receipt Flag) is set to Y then "ITAR" will print in the Special Handling field of the receipt.

#### • Shipment Detail Report

If Field 2306 (Print Shipment Detail) is set to Y then "ITAR" will print in the Special Services field of the report.

#### • Visa Manifest Report

The special handling code "92" prints next to the "SPEC HDLG" field label.

## Labels

If Field 630 (ITAR Flag) is set to Y, and Field 601 (ITAR License/Exemption Number) is specified, then the license or Exemption Number will print on the

Air Waybill.

## International List Rate Expansion

List rates are expanded to include FedEx Express international, intra-country and Transborder Distribution single and multiple-piece shipments. You can download list rates for FedEx Express international shipments for all

geographical regions available for the service. FedEx Express domestic list rates are available for United States (U.S.), Canada (CA), and Latin America and the Caribbean (LAC) origins. FedEx Express Transborder Distribution (TD) list rates are available for TD enabled origins.




Display or download these rates and FedEx Ground list rates via rate quotes or as customized doc-tabs and reports in the same way you display and

download domestic list rates today.

**Related Topics:** [New Fields](#)

## Affected Transactions







The following transactions will return the rate quotes for the new list surcharge fields:

-  20 Global Shipping Reply
-  102 Domestic Rate Reply
-  52 International Rate Reply

See "New Fields" for more information on the new list surcharge fields.

## Labels and Reports

The following values can now be printed on the Doc-Tab portion of the shipping label or on reports if so configured:

-  List FICE Surcharge
-  List GST Charge
-  List HST Charge
-  List Net Charge No Taxes
-  List PST/QST Charge
-  List Third Party Consignee Surcharge

## Priority Alert Expansion

Priority Alert now includes Priority Alert Plus, which is a contractual service that offers human intervention to protect sensitive shipment contents, including Re-icing, Gel Pack Replenishment and Cold Storage. As with Priority Alert, a per package surcharge is associated with this special service.


Set Field 1860 (Priority Alert Plus Flag) to Y in an *020 Global Ship Request* for this special service.

Priority Alert and Priority Alert Plus must be enabled on the meter/account before you can use these services. If not enabled, then the following error message is returned "Priority Alert has not been enabled for your account. Please contact Technical Support for assistance."

## Return Shipment Expansion

Intra-country FedEx Ground Call Tag return shipments and Print Return Label shipments are expanded to Canada (CA), and are only available if the meter is enabled for FedEx Ground shipping.

In an *020 Global Ship Request*, set Field ID 2382 (Return Shipment Indicator) to

 3 – Ground Call Tag or to 2 – Print Return Label.

---


Email Notifications and Ship Alert fields are not supported with Ground Call return shipments.


## Tendered Notifications


Tendered Notifications for outbound and return shipments are available for

intra-U.S. and international FedEx Express, FedEx Freight, FedEx Ground and FedEx SmartPost. If an International Express or Ground service type currently allows notifications, then that same functionality will also be allowed for Tendered Notifications.


Specify the following fields in a *020 Global Ship Request* transaction:

-  Set Field 5600 (Sender Tendered Notification Flag) to Y and specify Field 1201 (Sender's Email Address) to provide an email notification to the shipper.

-  Set Field 5601 (Recipient Tendered Notification Flag) to Y and specify Tag Field 1202 (Recipient's Email Address) to provide an email notification to the recipient.

-  Set Field 5602 (Broker Tendered Notification Flag) to Y and specify Field 1343 (Broker Email Address) to provide an email notification to the broker.

- Set Field 5603 (Other 1 Tendered Notification Flag) to Y and specify Field 1205 (Other 1 Email Notification Address) to provide an email notification to an other 1 email address.

-  Set Field 5604 (Other 2 Tendered Notification Flag) to Y and specify Field 1207 (Other 2 Email Notification Address) to provide an email notification to an other 2 email address.

# 4 Batch ProcessingModes

Batch All Mode

Batch Individual Mode



## Batch Processing Modes

### BatchAllMode

**BatchAll mode** processes transactions and prints labels without interruption or input from the operator. Neither address information or shipment information appears on the screen for verification. This is the fastest method.

1. Click the PassPort button at the top of the screen.
2. Select Batch All for the Processing Mode.
3. Select an option below:
  - a. **Process New File** — Process a new transaction file.
  - b. **Continue with Current File**— After you begin processing transactions, you can pause and continue processing later.  
Select this option when you are ready to continue processing where you left off.
  - c. **Append to Current File**— Process transactions and add them to those that have already been processed in the Input file.
4. For Input, enter the Trans.in filename or click the **Browse** button to select the file. Enter ".in" for the extension.
5. For Output, enter the Trans.out output filename. Enter .out for the extension.
6. Click the **Start Input** button to begin processing transactions.
7. If you continue or append a current file, select an option:
  - a. **Append** — Save existing transactions and add more transactions to the output file.

- b. **Overwrite** — Delete existing transactions and process the file again.

### Batch Individual Mode

In **Batch Individual mode**, you enter each transaction ID you want to process and PassPort displays the recipient's name and address so you can confirm the shipment.

1. Click the PassPort button at the top of the screen.
2. Select Batch Individual.
3. Select one of the following:
  - a. **Process New File** — Process a new transaction file.
  - b. **Continue with Current File** After you begin processing transactions, you can pause and continue processing later.  
Select this option when you are ready to continue processing where you left off.
  - c. **Append to Current File**— Process transactions and add them to those that have already been processed in the input file.
4. For Input, enter the Trans.in filename, or click the **Browse** button to select the file. Enter .in for the file extension.
5. For Output, enter the Trans.out filename to record the transactions as they are processed. Enter .out for the file extension.
6. Click the **Start Input** button.
7. Enter a transaction ID and click the **Process** button.

# 5 U.S. Shipping Examples

[FedEx Express Single Package with Future Shipment Date Input Transaction](#)

[FedEx Express Single Package with Future Shipment Date Output Transaction](#)

[FedEx Home Delivery Single Package Output Transaction](#)

[FedEx Express Shipment with Return Email Label Input Transaction](#)

[FedEx Express Shipment with Return Email Label Output Transaction](#)

[FedEx Home Delivery with Printed Return Shipping Label Input Transaction](#)

[FedEx Home Delivery with Printed Return Shipping Label Output Transaction](#)

[FedEx Ground Shipment with Return Ground Call Tag Input Transaction](#)

[FedEx Ground Shipment with Return Ground Call Tag Output Transaction](#)

[FedEx Intra-U.S. Multiple Piece Shipment \(MPS\) Input Transaction](#)

## FedEx Express Single Package with Future Shipment Date Input Transaction

The format of the transaction input file may be vertical or horizontal. For this example, the field numbers have been bolded for easier reading. Also, a space has been inserted between the field value and the next field number; the actual input transaction can be one continuous line.

0,"020" **1**,"123" **11**,"XYZ Company" **12**,"Jane Doe" **13**,"One Business Park" **15**,"Monticello" **16**,"NY" **17**,"12701" **18**,"8001231212" **21**,"3"**23**,  
"1" **24**,"20051118" **25**,"Annual Reports" **38**,"ABC Dept" **50**,"US" **117**,"US" **498**,"0760864" **1273**,"03" **1274**,"01"**99**,""

Table 3. Example FedEx Express Single Package with Future Shipment Date Input Transaction

Trans.in File	Field	Description	Value
0,"020"	0	Transaction Code	020
1,"123"	1	Transaction ID	123
11,"XYZ Company"	11	Recipient Company	XYZ Corporation
12,"Jane Doe"	12	Recipient Name	Jane Doe
13,"One Business Park"	13	Recipient Address 1	One Business Park
15,"Monticello"	15	Recipient City	Monticello
16,"NY"	16	Recipient State	NY
17,"12701"	17	Recipient ZIP Code	12701
**18,"8001231212"	18	Recipient Phone Number	800.123.1212
21,"3"	21	Package Weight	3
23,"1"	23	Payment Type	1 (Bill Sender)
24,"20051118"	24	Ship Date	2005 November 18
25,"Annual Reports"	25	FedEx Express References	Annual Reports
38,"ABC Dept"	38	Department Notes	ABC Dept
50,"US"	50	Recipient Country	US
117,"US"	117	Sender Country	US

Table 3. Example FedEx Express Single Package with Future Shipment Date Input Transaction, continued

Trans.in File	Field	Description	Value
*498,"0760864"	498	Child Meter Number	0760864
1273,"03"	1273	Package Type	03 (FedEx Box)
1274,"01"	1274	Service Type	01 (Priority Overnight)
99,""	99	End of Transaction	

\*If more than one account/meter is configured on the same device, then the child meter is required in Field ID 498.

\*\*Do not include dashes (-), periods (.), or other special characters in this phone number field.

## FedEx Express Single Package with Future Shipment Date Output Transaction

This example is the output file generated by FedEx PassPort in horizontal format. The field numbers have been bolded for easier reading.

0,"120"1,"123"11,"XYZ Company"12,"Jane Doe"13,"One Business Park"15,"Monticello"16,"NY"17,"12701"18,"8001231212"24,"20051118"25,"Annual Reports"29,"471774507757"33,"PM"34,"3225"30,"XH OICA"35,"770"36,"0"37,"3995"50,"US"60,"30"65,"31270128130000024717745077572014"112,"30"117,"US"119,"0"189,"0.00"191,"0.00"194,"MON"195,"SWF"198,"OICA"409,"05NOV21"421,"0"422,"0"423,"0"424,"0"425,"0"426,"0"427,"0"428,"0"429,"0"430,"0"431,"N"493,"0"494,"0"495,"0"526,"0201"539,"0.00"543,"0.00"551,"0.00"554,"1.25"1123,"471774507757"1124,"0201"1136,"XH"1273,"3"1274,"1"1338,"0"1393,"645"1527,"0.00"3004,"0.00"3005,"0.00"3006,"0.00"3007,"0.00"3010,"N"3011,"N"3013,"0.00"3027,"0.00"3038,"0"3039,"0"3040,"0"3041,"0"3042,"0"2009,"39.95"2010,"0.00"2400,"0.00"1507,"0.00"1508,"0.00"1509,"0.00"1510,"0.00"1512,"0.00"1513,"0.00"1514,"0.00"1515,"0.00"1516,"0.00"1517,"0.00"1518,"0.00"1519,"0.00"1520,"0.00"1521,"0.00"1522,"0.00"1523,"0.00"1524,"0.00"1525,"0.00"1526,"0.00"1528,"0.00"1529,"N"1682,"0.00"1683,"0.00"1685,"0.00"2399,"0"2401,"0.00"3076,"0.00"3078,"0.00"3079,"0.00"3080,"0.00"3081,"0.00"3082,"0.00"3083,"0.00"3084,"0.00"99,""

## FedEx Home Delivery Single Package Output Transaction

This example is the output file generated by FedEx PassPort in horizontal format. The field numbers have been bolded for easier reading.

0,"120"1,"100"11,"XYZ Corporation"12,"Tom Jones"13,"123 West End Blvd"15,"Nashville"16,"TN"17,"37215"18,"6151235555"24,"20051111"25,"123-ABC"29,"352725530003054"34,"429"30,"35,"470"36,"0"37,"899"50,"US"60,"50"112,"50"117,"US"119,"0"189,"0.00"191,"0.00"198,"THAA"421,"0"422,"0"423,"0"424,"0"425,"0"426,"0"427,"0"428,"0"429,"150"430,"0"431,"N"493,"0"494,"0"495,"0"526,"0201"539,"0.00"543,"0.00"551,"0.00"554,"0.00"1123,"352725530003054"1124,"0201"1273,"1"1274,"90"1338,"0"1393,"020"1527,"0.00"3004,"0.00"3005,"0.00"3006,"0.00"3007,"0.00"3010,"N"3011,"N"3013,"0.00"3027,"0.00"3038,"0"3039,"300"3040,"0"3041,"0"3042,"0"2009,"8.99"2010,"0.00"2400,"0.00"1507,"4.70"1508,"0.00"1509,"0.00"1510,"1.50"1512,"0.00"1513,"0.00"1514,"0.00"1515,"0.00"1516,"0.00"1517,"0.00"1518,"0.00"1519,"



"4.29"**1520**,"0.20"**1521**,"0.00"**1522**,"0.00"**1523**,"0.00"**1524**,"0.00"**1525**,"0.00"**1526**,"0.00"**1528**,"8.99"**1529**,"N"**1682**,"0.00"**1683**,"0.00"**1685**,  
 "0.00"**2399**,"0"**2401**,"0.00"**3076**,"0.00"**3078**,"0.00"**3079**,"0.00"**3080**,"3.00"**3081**,"0.00"**3082**,"0.00"**3083**,"0.00"**3084**,"0.00"**99**,"

## FedEx Express Shipment with Return Email Label Input Transaction

The format of the transaction file may be vertical or horizontal. This example shows a vertical file. There is a line return between each field, and the field numbers have been bolded for easier reading.

**0**,"020  
**1**,"Return shipment + Email"  
**4**,"The Mad Hatter" **5**,"123  
 Main Street" **7**,"Silver Springs"  
**8**,"MD"  
**9**,"209101726"  
**11**,"Hats Inc"  
**12**,"Jane Doe"  
**13**,"80 Yankee Parkway"  
**15**,"Miami"  
**16**,"FL"  
**17**,"33186"  
**18**,"90123431234"  
**20**,"210105921"  
**21**,"1"  
**23**,"1"  
**25**,"Ref: 12345"  
**26**,"1"  
**32**,"John Doe" **38**,"Top Hats  
 Dept" **50**,"US"  
**75**,"LBS"  
**117**,"US"  
**183**,"8648640771"  
**1273**,"01"  
**1274**,"03"  
**2113**,"Top Hat"  
**2210**,"9880484919"  
**2382**,"1"  
**2387**,"20051122"



# U.S. Shipping Examples

**2388**, "Return shipment in original packaging"  
**2389**, "9012341234"  
**2392**, "returns@themadhatther.com" **2399**, "1"  
**3001**, "PO987654321"  
**3002**, "INV555999222"  
**99**, ""

Table 4. Example FedEx Express Shipment with Return Email Label Input Transaction

Trans.in File	Field	Description	Value
0,"020"	0	Transaction Code	020
1,"Return Shipment + Email"	1	Transaction ID	Return Shipment + Email
4,"The Mad Hatter"	4	Sender Company	The Mad Hatter
5,"123 Main Street"	5	Sender Address Line 1	123 Main Street
7,"Silver Springs"	7	Sender City	Silver Springs
8,"MD"	8	Sender State	MD
9,"209010726"	9	Sender Postal Code	2090100726
11,"Hats Inc"	11	Recipient Company	Hats Inc
12,"Jane Doe"	12	Recipient Name	Jane Doe
13,"80 Yankee Parkway"	13	Recipient Address 1	80 Yankee Parkway
15,"Miami"	15	Recipient City	Miami
16,"FL"	16	Recipient State	FL
17,"33186"	17	Recipient ZIP Code	33186
*18,"9012341234"	18	Recipient Phone Number	901.123.1234
20,"210105921"	20	Payor Account Number	210105921
21,"1"	21	Package Weight	1
23,"1"	23	Payment Type	1 (Bill Sender)
25,"Ref: 12345"	25	FedEx Express References	Ref: 12345

Table 4. Example FedEx Express Shipment with Return Email Label Input Transaction, continued

Trans.in File	Field	Description	Value
26,"1"	26	Declared Value	1
32,"John Doe"	32	Sender Contact Name	John Doe
38,"Top Hats Dept"	38	Department Notes	Top Hats Dept
50,"US"	50	Recipient Country	US
75,"LBS"	75	Weight Units	LBS
117,"US"	117	Sender Country	US
*183,"8648640771"	183	Sender Phone Number	864.864.0771
1273,"01"	1273	Package Type	01 (Customer Packaging)
1274,"03"	1274	Service Type	03 (FedEx 2 <sup>nd</sup> Day)
2113,"Top Hat"	2113	Item Description	Top Hat
2210,"9880484919"	2210	RMA Number	9880484919
2382,"1"	2382	Return Shipment Indicator	1 (Online Email Label)
2387,"20051122"	2387	Email Label Expiration Date	20051122
2388,"Return shipment in original packaging"	2388	Return Shipper Email Message	Return shipment in original packaging
*2389,"9012341234"	2389	Sender Return Contact Phone Number	901.234.1234
2392," returns@themadhat.com"	2392	URL Email Address	returns@themadhat.com
2399,"1"	2399	Signature Option	1 (Deliver w/o signature)
3001,"PO987654321"	3001	Purchase Order	PO987654321
3002,"INV555999222"	3002	Ground Invoice Number	INV555999222
99,""	99	End of Transaction	

\*Do not include dashes (-), periods (.), or other special characters in this phone number field.

## FedEx Express Shipment with Return Email Label Output Transaction

This example shows the output file generated by FedEx PassPort in horizontal format.

```
0,"120" 1,"Return shipment + Email" 11,"Hats Inc" 12,"Jane Doe" 13,"80 Yankee Parkway" 15,"Miami" 16,"FL" 17,"33186" 18,"9012343123" 24,"20051114" 25,"Ref: 12345" 29,"471774507849" 33,"A2" 34,"940" 30,"3Y
HSTA " 35,"188" 36,"0" 37,"1128" 50,"US" 60,"10"65,
"33318623310000024717745078492239" 112,"10" 117,"US" 119,"0" 189,"0.00" 191,"0.00" 194,"WED" 195,"MIA" 198,"HSTA " 409,"05NOV16"421,
"0" 422,"0" 423,"0" 424,"0" 425,"0" 426,"0" 427,"0" 428,"0" 429,"0" 430,"0" 431,"N" 493,"0" 494,"0" 495,"0" 526,"0223"539,"0.00"
543,"0.00" 551,"0.00" 554,"0.00" 1123,"471774507849" 1124,"0223" 1136,"3Y" 1273,"1" 1274,"3" 1338,"0" 1393,"188" 1527,"0.00"3004,
"0.00" 3005,"0.00" 3006,"0.00" 3007,"0.00" 3010,"N" 3011,"N" 3013,"0.00" 3027,"0.00" 3038,"0" 3039,"0" 3040,"0" 3041,"0"3042,"0"
2009,"11.28" 2010,"0.00" 2400,"0.00" 1507,"0.00" 1508,"0.00" 1509,"0.00" 1510,"0.00" 1512,"0.00" 1513,"0.00" 1514,"0.00"1515,"0.00"
1516,"0.00" 1517,"0.00" 1518,"0.00" 1519,"0.00" 1520,"0.00" 1521,"0.00" 1522,"0.00" 1523,"0.00" 1524,"0.00" 1525,"0.00"1526,"0.00"
1528,"0.00" 1529,"N" 1682,"0.00" 1683,"0.00" 1685,"0.00" 2401,"0.00" 3076,"0.00" 3078,"0.00" 3079,"0.00" 3080,"0.00"3081,"0.00"
3082,"0.00" 3083,"0.00" 3084,"0.00" 99,""
```

## FedEx Home Delivery with Printed Return Shipping Label Input Transaction

The format of the input transaction file may be vertical or horizontal. For this example, the field numbers have been bolded for easier reading.

```
0,"020"1,"Home Delivery + Return Shipping Label"4,"The Mad Hatter"5,"123 Main Street"7,"Silver Springs" 8,"MD"9,"209101726"12,"Jane Doe"13,"300 Williams Street"15,"Oxford"16,"MS"17,"38655"18,"6622341234"
20,"210105921" 21,"1"23,""25,"Ref: 12345"26,"1"32,"John Doe"38,"Authorized Returns"50,"US"75,"LBS"117,"US"183,"8648640771"440,"Y"1273,"01" 1274,"90"2113,"Cowboy Hat"2210,"9880484920"2382,
"2"2389,"9012341234"99,""
```

Table 5. Example FedEx Home Delivery with Printed Return Shipping Label Input Transaction

Trans.in File	Field	Description	Value
0,"020"	0	Transaction Code	020
1,"Home Delivery + Return Shipping Label"	1	Transaction ID	Home Delivery + Return Shipping Label
4,"The Mad Hatter"	4	Sender Company	The Mad Hatter
5,"123 Main Street"	5	Sender Address Line 1	123 Main Street
7,"Silver Springs"	7	Sender City	Silver Springs
8,"MD"	8	Sender State	MD



## U.S. Shipping Examples

Table 5. Example FedEx Home Delivery with Printed Return Shipping Label Input Transaction, continued

Trans.in File	Field	Description	Value
9,"209010726"	9	Sender Postal Code	2090100726
12,"Jane Doe"	12	Recipient Name	Jane Doe
13,"300 Williams Street"	13	Recipient Address 1	300 Williams Street
15,"Oxford"	15	Recipient City	Oxford
16,"MS"	16	Recipient State	MS
17,"38655"	17	Recipient ZIP Code	38655
*18,"6622341234"	18	Recipient Phone Number	662.234.1234
20,"210105921"	20	Payor Account Number	210105921
21,"1"	21	Package Weight	1
23,"1"	23	Payment Type	1 (Bill Sender)
25,"Ref: 12345"	25	FedEx Express References	Ref: 12345
26,"1"	26	Declared Value	1
32,"John Doe"	32	Sender Contact Name	John Doe
38,"Authorized Returns"	38	Department Notes	Authorized Returns
50,"US"	50	Recipient Country	US
75,"LBS"	75	Weight Units	LBS
117,"US"	117	Sender Country	US
*183,"8648640771"	183	Sender Phone Number	864.864.0771
440,"Y"	440	Residential Delivery Flag	Y (Yes)
1273,"01"	1273	Package Type	01 (Customer Packaging)
1274,"90"	1274	Service Type	90 (FedEx Home Delivery)
2113,"Cowboy Hat"	2113	Item Description	Cowboy Hat
2210,"9880484920"	2210	RMA Number	9880484920

Table 5. Example FedEx Home Delivery with Printed Return Shipping Label Input Transaction, continued

Trans.in File	Field	Description	Value
2382."2"	2382	Return Shipment Indicator	2 (Printed Return Label)
*2389,"9012341234"	2389	Sender Return Contact Phone Number	901.234.1234
99,""	99	End of Transaction	

\*Do not include dashes (-), periods (.), or other special characters in this phone number field.

## FedEx Home Delivery with Printed Return Shipping Label Output Transaction

This example shows the output file generated by FedEx PassPort in horizontal format. The field numbers have been bolded for easier reading.

0,"120" 1,"Home Delivery + Return Shipping Label" 12,"Jane Doe" 13,"300 Williams Street" 15,"Oxford" 16,"MS" 17,"38655" 18,"6622341234" 24,"20051114" 25,"Ref: 12345" 29,"352725530003245" 34,"398" 30," 35,"376" 36,"0" 37,"774" 50,"US" 60,"10" 112,"10" 117,"US" 119,"0" 189,"0.00" 191,"0.00" 198,"UOXA " 421,"0" 422,"0" 423,"0" 424,"0" 425,"0" 426,"0" 427,"0" 428,"0" 429,"350" 430,"0" 431,"N" 493,"0" 494,"0" 495,"0" 526,"0221" 539,"0.00" 543,"0.00" 551,"0.00" 554,"0.00" 1123,"352725530003245" 1124,"0221"1273,"1" 1274,"90" 1338,"0" 1393,"026" 1527,"0.00" 3004,"0.00" 3005,"0.00" 3006,"0.00" 3007,"0.00" 3010,"N" 3011,"N" 3013,"0.00"3027,"0.00" 3038,"0" 3039,"0" 3040,"0" 3041,"0" 3042,"0" 2009,"7.74" 2010,"0.00" 2400,"0.00" 1507,"3.76" 1508,"0.00" 1509,"0.00"1510,"3.50" 1512,"0.00" 1513,"0.00" 1514,"0.00" 1515,"0.00" 1516,"0.00" 1517,"0.00" 1518,"0.00" 1519,"3.98" 1520,"0.26" 1521,"0.00"1522,"0.00" 1523,"0.00" 1524,"0.00" 1525,"0.00" 1526,"0.00" 1528,"7.74" 1529,"N" 1682,"0.00" 1683,"0.00" 1685,"0.00" 2401,"0.00"3076,"0.00" 3078,"0.00" 3079,"0.00" 3080,"0.00" 3081,"0.00" 3082,"0.00" 3083,"0.00" 3084,"0.00" 99,""

## FedEx Ground Shipment with Return Ground Call Tag Input Transaction

The format of the transaction file may be vertical or horizontal. For this example, the field numbers have been bolded for easier reading.

0,"020"1,"Ground + Ground Call Tag"4,"The Mad Hatter"5,"123 Main Street"7,"Silver Springs"8,"MD"9,"209101726"12,"Jane Doe"13,"300 Williams Street"15,"Oxford"16,"MS"17,"38655"18,"6622341234"20,"210105921"21,"1"23,"1"25,"Ref: 12345"26,"250.00"32,"John Doe"38,"Authorized Returns"50,"US"75,"LBS"116,"1"117,"US"183,"8648640771"440,"Y"1008,"080000"1009,"173000"1273,"01"1274,"92"1365,"20051116"2113,"Fedora"2210,"9880484920"2382,"3"2383,"R"2389,"9012341234"99,""

Table 6. Example FedEx Ground Shipment with Return Ground Call Tag Input Transaction

Trans.in File	Field	Description	Value
0,"020"	0	Transaction Code	020
1,"Ground + Ground Call Tag"	1	Transaction ID	Ground + Ground Call Tag
4,"The Mad Hatter"	4	Sender Company	The Mad Hatter
5,"123 Main Street"	5	Sender Address Line 1	123 Main Street
7,"Silver Springs"	7	Sender City	Silver Springs
8,"MD"	8	Sender State	MD
9,"209010726"	9	Sender Postal Code	2090100726
12,"Jane Doe"	12	Recipient Name	Jane Doe
13,"300 Williams Street"	13	Recipient Address 1	300 Williams Street
15,"Oxford"	15	Recipient City	Oxford
16,"MS"	16	Recipient State	MS
17,"38655"	17	Recipient ZIP Code	38655
*18,"6622341234"	18	Recipient Phone Number	662.234.1234
20,"210105921"	20	Payor Account Number	210105921
21,"1"	21	Package Weight	1
23,"1"	23	Payment Type	1 (Bill Sender)
25,"Ref: 12345"	25	FedEx Express References	Ref: 12345
26,"250.00"	26	Declared Value	250.00
32,"John Doe"	32	Sender Contact Name	John Doe
38,"Authorized Returns"	38	Department Notes	Authorized Returns
50,"US"	50	Recipient Country	US
75,"LBS"	75	Weight Units	LBS
117,"US"	117	Sender Country	US

Table 6. Example FedEx Ground Shipment with Return Ground Call Tag Input Transaction, continued

Trans.in File	Field	Description	Value
*183,"8648640771"	183	Sender Phone Number	864.864.0771
440,"Y"	440	Residential Delivery Flag	Y (Yes)
1008,"080000"	1008	Package Ready Time	080000 (8:00 a.m.)
1009,"173000"	1009	Company Close Time	173000 (5:30 p.m.)
1273,"01"	1273	Package Type	01 (Customer Packaging)
1274,"92"	1274	Service Type	92 (FedEx Ground)
1365,"20051126"	1365	Dispatch Date	20051126 (Nov. 26 <sup>th</sup> , 2005)
2113,"Fedora"	2113	Item Description	Fedora
2210,"9880484920"	2210	RMA Number	9880484920
2382,"3"	2382	Return Shipment Indicator	3 (Ground Call Tag)
2383,"R"	2383	Commercial/Residential Pickup Flag	R (Residential)
*2389,"9012341234"	2389	Sender Return Contact Phone Number	901.234.1234
99,""	99	End of Transaction	

\*Do not include dashes (-), periods (.), or other special characters in this phone number field.

## FedEx Ground Shipment with Return Ground Call Tag Output Transaction

This example shows the output file generated by FedEx PassPort in horizontal format. The field numbers have been bolded for easier reading.

0,"120" 1,"Ground + Ground Call Tag" 12,"Jane Doe" 13,"300 Williams Street" 15,"Oxford" 16,"MS" 17,"38655" 18,"6622341234"24,"20051114" 25,"Ref: 12345" 29,"00000000000001" 34,"0" 30,"" 35,"0" 36,"0" 37,"0" 50,"US" 60,"0"112,"10" 117,"US" 119,"0" 189,"0.00" 191,"0.00" 198,"UOXA" 421,"0" 422,"0" 423,"0" 424,"0" 425,"0" 426,"0" 427,"0" 428,"0" 429,"0" 430,"0" 431,"N" 493,"0" 494,"0" 495,"0" 539,"0.00" 543,"0.00" 551,"0.00" 554,"0.00" 1123,"00000000000001" 1273,"1" 1274,"92" 1338,"0" 1393,"0"1527,"0.00"3004,"0.00"3005,"0.00" 3006,"0.00" 3007,"0.00" 3010,"N" 3011,"N" 3013,"0.00" 3027,"0.00" 3038,"0" 3039,"0"3040,"0" 3041,"0" 3042,"0"2009,"0.00" 2010,"0.00" 2400,"0.00" 1507,"0.00" 1508,"0.00" 1509,"0.00" 1510,"0.00" 1512,"0.00" 1513,"0.00" 1514,"0.00" 1515,"0.00" 1516,"0.00" 1517,"0.00" 1518,"0.00" 1519,"0.00" 1520,"0.00" 1521,"0.00" 1522,"0.00" 1523,"0.00" 1524,"0.00" 1525,"0.00" 1526,"0.00" 1528,"0.00"

## FedEx Intra-U.S. Multiple Piece Shipment (MPS) Input Transaction

Table 7. Example FedEx Intra-U.S. MPS Input Transaction

Trans.in File	Field	Description	Value
0,"020"	0	Transaction Code	020
1,"MPS"	1	Transaction ID	MPS
11 "Test Name"	11	Recipient Company	Test Name
12 "Test Company"	12	Recipient Contact Name	Test Company
13 "123 Test Drive"	13	Recipient Address Line 1	123 Test Drive
14 ""	14	Recipient Address Line 2	""
15 "Kent"	15	Recipient City	Kent
16 "OH"	16	Recipient State	OH
17 "44240"	17	Recipient Postal Code	44240
18 ""	18	Recipient Phone Number	""
21 "5"	21	Package Weight	5
21-2 "5"	21-2	Package Weight	5
21-3 "5"	21-3	Package Weight	5
21-4 "5"	21-4	Package Weight	5
21-5 "5"	21-5	Package Weight	5
23 "01"	23	Pay Type	01
25 "Test Reference"	25	Reference Information	Test Reference

Table 7. Example FedEx Intra-U.S. MPS Input Transaction, continued

Trans.in File	Field	Description	Value
2512 "Test Reference"	2512	Reference Information	Test Reference
2513 "Test Reference"	2513	Reference Information	Test Reference
2514 "Test Reference"	2514	Reference Information	Test Reference
2516 "Test Reference"	2516	Reference Information	Test Reference
50 "US"	50	Recipient Country	US
68 "USD"	68	Customs Currency Type	USD
75 "LBS"	75	Weight Units	LBS
116 "5"	116	Package Total	5
440 "N"	440	Residential Delivery Flag	N
1273 "01"	1273	Packaging Type	01
1274 "92"	1274	Service Type	92

# 6 International Shipping Examples

[FedEx International Priority Input Transaction](#)

[International Priority Output Transaction](#)

[International Multiple Piece Shipment with Commercial Invoice Input Transaction](#)

[FedEx International MPS with Commercial Invoice Output Transaction](#)

[FedEx International Priority Freight Input Transaction](#)

[FedEx International Priority Freight Output Transaction](#) [FedEx](#)

[International Document Shipment Input Transaction](#) [FedEx](#)

[International Document Shipment Output Transaction](#)

[FedEx International NAFTA Certificate of Origin Shipment Input Transaction](#)

[FedEx International NAFTA Certificate of Origin Shipment Output Transaction](#)



## FedEx International Priority Input Transaction

The format of the transaction file may be vertical or horizontal. For this example, the field numbers have been bolded for easier reading.

**0**,020"**1**,"Intl Priority with Customer Packaging"**11**,"Jones Corporation"**12**,"Bob Jones"**13**,"33 Maple Street"**14**,"First Floor"**15**,"Toronto"**16**,"ON"**17**,"M9W1R3"**18**,"4169271234"**21**,"20"**23**,"1"**25**,"P.O. Number 123"**50**,"CA"**57**,"06"**58**,"11"**59**,"18"**69**,"1"**70**,"1"**74**,"CA"**75**,"lbs"**76**,  
"1"**77**,"1"**79**,"Computer components"**80**,"US"**112**,"20"**116**,"1"**414**,"CM"**600**,"1"**1139**,"123456789"**1273**,"01"**1274**,"01"**99**,""

Table 8. Example FedEx International Priority Input Transaction

Trans.in File	Field	Description	Value
0,"020"	0	Transaction Code	020
1,"International Priority with Customer Packaging"	1	Transaction ID	International Priority with Customer Packaging
11,"Jones Corporation"	11	Recipient Company	Jones Corporation
12,"Bob Jones"	12	Recipient Name	Bob Jones
13,"33 Maple Street"	13	Recipient Address 1	33 Maple Street
14,"First Floor"	14	Recipient Address 2	First Floor
15,"Toronto"	15	Recipient City	Toronto
16,"ON"	16	Recipient State/Province	Ontario
17,"M9W1R3"	17	Recipient ZIP/Postal Code	M9W1R3
*18,"4169271234"	18	Recipient Phone Number	416.927.1234
21,"20"	21	Package Weight	20
23,"1"	23	Payment Type	1 (Bill Sender)
25,"P.O. Number 123"	25	FedEx Express References	P.O. Number 123
50,"CA"	50	Recipient Country	CA
57,"06"	57	Package Height	06
58,"11"	58	Package Width	11



# International Shipping Examples

Table 8. Example FedEx International Priority Input Transaction, continued

Trans.in File	Field	Description	Value
59,"18"	59	Package Length	18
69,"1"	69	Carriage Value	1
70,"1"	70	Duty/Tax Payment	1 (Bill Sender)
74,"CA"	74	Country of Ultimate Destination	CA
75,"lbs"	75	Weight Type	lbs
76,"1"	76	Commodity Number Of Pieces	1
77,"1"	77	Commodity Weight	1
79,"Computer Components"	79	Commodity Description	Computer Components
80,"US"	80	Commodity Country of Manufacture	US
112,"20"	112	Total Weight	20
116,"1"	116	Total Number of Packages	1
414,"CM"	414	Commodity Unit of Measure	CM (Centimeters)
600,"1"	600	Forwarding Agent (FA) / Routed Export Transaction (RET)	1 (No FA/No RET)
1139,"123456789"	1139	Sender IRS/EIN Number	123456789
1273,"01"	1273	Package Type	01 (Customer Packaging)
1274,"01"	1274	Service Type	01 (International Priority Overnight)
99,""	99	End of Transaction	

\*Do not include dashes (-), periods (.), or other special characters in this phone number field.

## FedEx International Priority Output Transaction

This example shows the output file generated by FedEx PassPort in horizontal format. The field numbers have been bolded for easier reading.

0,"120"**1**,"Intl Priority with Customer Packaging"**11**,"Jones Corporation"**12**,"Bob Jones"**13**,"33 Maple Street"**14**,"First Floor"**15**,"Toronto"**16**,"ON"**17**,"M9W1R3"**18**,"4169271234"**24**,"20051215"**25**,"P.O. Number 123"**29**,"471853276606"**33**,"AM"**34**,"9952"**30**,"X4 YIBA"**35**,"1990"**36**,



# International Shipping Examples

"0"37,"11942"50,"CA"60,"200"65,"40163499110000004718532766064302"112,"200"117,"US"119,"100"189,"0.00"191,"0.00"195,"YYZ"198,  
 "YIBA"421,"0"422,"0"423,"0"424,"0"425,"0"426,"0"427,"0"428,"0"429,"0"430,"0"431,"N"493,"0"494,"0"495,"0"526,"0430"539,"0.00"543,  
 "0.00"551,"0.00"554,"0.00"1123,"471853276606"1124,"0430"1136,"X4"1273,"1"1274,"1"1338,"0"1359,"30.58"1393,"1990"1527,"0.00"3004,  
 "0.00"3005,"0.00"3006,"0.00"3007,"0.00"3010,"N"3011,"N"3013,"0.00"3027,"0.00"3038,"0"3039,"0"3040,"0"3041,"0"3042,"0"2009,"0.00"2010,  
 "0"1507,"0.00"1508,"0.00"1509,"0.00"1510,"0.00"1512,"0.00"1513,"0.00"1514,"0.00"1515,"0.00"1516,"0.00"1517,"0.00"1518,"0.00"1519,  
 "0.00"1520,"0.00"1521,"0.00"1522,"0.00"1523,"0.00"1524,"0.00"1525,"0.00"1526,"0.00"1528,"0.00"1529,"N"1682,"0.00"1683,"0.00"1685,  
 "0.00"3076,"0.00"3078,"0.00"3079,"0.00"3080,"0.00"3081,"0.00"3082,"0.00"3083,"0.00"3084,"0.00"99,""

## FedEx International Multiple Piece Shipment with Commercial Invoice Input Transaction

The format of the transaction file may be vertical or horizontal. For this example, the field numbers have been bolded for easier reading.

*Note: Fields cannot repeat within the same line; therefore, place a return before the second and third occurrences of field "0" to place on the next line of the transaction. If you attempt to process the transaction as one line then you will receive the following error message, "Do not enter field # 0 more than one time in the same line. Enter in the next line."*

0,"020"1,"MPS with Commercial Invoice"11,"Jones Corporation"12,"Bob Jones"13,"33 Maple Street"14,"First Floor"  
 15,"Toronto"16,"ON"17,"M9W1R3"18,"4169271234"21,"4"23,"1"25,"P.O. Number 123"50,"CA"72,"1"77-□,"3.0"79-□,"2004 Annual Reports"80-□,  
 "US"81-□"1234.56.1234"82-□"1.0"83-□"84-□"120-□"Package 1 of 2"404-□"414-□"KG"528-□"601-□"1030-□"10.00000"1139-□"123456789"1273-□"01"1274-□"01"0-□"020"1-□"MPS with Commercial Invoice"1139-  
 □"123456789"50-□"CA"77-□"1.0"79-□"2005 Quarterly Reports"80-□"US"81-□"4321.55.3333"82-□"2.0"120-□"Package 2 of 2"414-□"LB"1030-□"13.00000"1273-□"01"1274-□"01"113,"Y"116,  
 "2"119,"190,"N"498,"0760864"532,"533,"534,"99,""

Table 9. Example FedEx International MPS with Commercial Invoice Input Transaction

Trans.in File	Field	Description	Value
0,"020"	0	Transaction Code	020
1,"MPS with Commercial Invoice"	1	Transaction ID	MPS with Commercial Invoice
11,"Jones Corporation"	11	Recipient Company	Jones Corporation
12,"Bob Jones"	12	Recipient Name	Bob Jones
13,"33 Maple Street"	13	Recipient Address 1	33 Maple Street
14,"First Floor"	14	Recipient Address 2	First Floor
15,"Toronto"	15	Recipient City	Toronto
16,"ON"	16	Recipient State/Province	Ontario



# International Shipping Examples

Table 9. Example FedEx International MPS with Commercial Invoice Input Transaction, continued

Trans.in File	Field	Description	Value
17,"M9W1R3"	17	Recipient ZIP/Postal Code	M9W1R3
*18,"41692712341"	18	Recipient Phone Number	414.927.1234
21,"4"	21	Package Weight	4
23,"1"	23	Payment Type	1 (Bill Sender)
25,"P.O. Number 123"	25	FedEx Express References	P.O. Number 123
50,"CA"	50	Recipient Country	CA
72,"1"	72	Terms of Sale	1 (Free on Board)
77,"3.0"	77	Commodity 1 Weight	3.0
79,"2004 Annual Reports"	79	Commodity 1 Description	2004 Annual Reports
80,"US"	80	Commodity 1 Country of Manufacture	US
81,"1234.56.1234"	81	Commodity 1 Harmonized Code	1234.56.1234
82,"1.0"	82	Commodity 1 Quantity of Units	1.0
83,""	83	Commodity 1 Export License Number	
84,""	84	Commodity 1 License Expiration Number	
120,"Package 1 of 2"	120	Commercial Invoice Marks and Numbers	Package 1 of 2
404,""	404	Commodity 1 License Exception Symbol	
414,"KG"	414	Commodity 1 Unit of Measure	KG
528,""	528	Commodity 1 ECCN Number	
601,""	601	Commodity 1 ITAR Exemption	
1030,"10.00000"	1030	Commodity 1 Unit Value	10.00000
1139,"123456789"	1139	Sender/IRS/EIN Number	123456789
1273,"01"	1273	Package Type	01 (Customer Packaging)
1274,"01"	1274	Service Type	01 (International Priority Overnight)

Table 9. Example FedEx International MPS with Commercial Invoice Input Transaction, continued

Trans.in File	Field	Description	Value
0:0,"020"	0:0	Transaction Code	020
1:0,"MPS with Commercial Invoice"	1:0	Transaction ID	MPS with Commercial Invoice
1139:0,"123456789"	1139:0	Sender/IRS/EIN Number	123456789
50:0,"CA"	50:0	Recipient Country	CA
77:0,"1.0"	77:0	Commodity 2 Weight	1.0
79:0,"2005 Quarterly Reports"	79:0	Commodity 2 Description	2005 Quarterly Reports
80:0,"US"	80:0	Commodity 2 Country of Manufacture	US
81:0,"4321.55.3333"	81:0	Commodity 2 Harmonized Code	4321.55.3333
82:0,"2.0"	82:0	Commodity 2 Quantity of Units	2.0
120:0,"Package 2 of 2"	120:0	Commercial Invoice Marks and Numbers	Package 2 of 2
414:0,"LB"	414:0	Commodity 2 Unit of Measure	LB
1030:0,"13.00000"	1030:0	Commodity 2 Unit Value	13.00000
1273:0,"01"	1273:0	Package Type	01 (Customer Packaging)
1274:0,"01"	1274:0	Service Type	01 (International Priority Overnight)
113,"Y"	113	Print Commercial Invoice	Y
116,"2"	116	Total Number of Packages	2
119,""	119	Total Customs Value (Document Shipments)	
190,"N"	190	Document Shipment Flag	N
498,"0760864"	498	Child Meter Number	0760864
532,""	532	CI Freight Charge (Terms of Sale)	
533,""	533	CI Insurance Charge (Terms of Sale)	
534,""	534	CI Other Charges (Terms of Sale)	
99,""	99	End of Transaction	



\*Do not include dashes (-), periods (.), or other special characters in this phone number field.

## FedEx International MPS with Commercial Invoice Output Transaction

This example shows the output file generated by FedEx PassPort in horizontal format. The field numbers have been bolded for easier reading.

```
0,"120"1,"Intl Priority Freight"11,"Jones Corporation"12,"Bob Jones"13,"33 Maple Street"14,"First Floor"15,"Toronto"16,"ON"17,"M9W1R3"18,"4169271234"24,"20051215"25,"P.O. Number 123"
29,"471853276628"33,"H2"34,"151800"30,"XR YYZRT"35,"30360"36,"0"
37,"182160"50,"CA"60,"6000"65,"40002399700000004718532766284308"112,"6000"117,"US"119,"4000"189,"0.00"191,"0.00"195,"YYZ"
198,"YYZRT"421,"0"422,"0"423,"0"424,"0"425,"0"426,"0"427,"0"428,"0"429,"0"430,"0"431,"N"493,"0"494,"0"495,"0"526,
"0430"539,"0.00"543,"0.00"551,"0.00"554,"0.00"1123,"471853276628"1124,"0430"1136,"XR"1273,"1"1274,"70"1338,"0"1359,
"30.58"1393,"30360"1527,"0.00"3004,"0.00"3005,"0.00"3006,"0.00"3007,"0.00"3010,"N"3011,"N"3013,"0.00"3027,"0.00"3038,"0"
3039,"0"3040,"0"3041,"0"3042,"0"2009,"0.00"2010,"0"1507,"0.00"1508,"0.00"1509,"0.00"1510,"0.00"1512,"0.00"1513,"0.00"
1514,"0.00"1515,"0.00"1516,"0.00"1517,"0.00"1518,"0.00"1519,"0.00"1520,"0.00"1521,"0.00"1522,"0.00"1523,"0.00"1524,"0.00"
1525,"0.00"1526,"0.00"1528,"0.00"1529,"N"1682,"0.00"1683,"0.00"1685,"0.00"3076,"0.00"3078,"0.00"3079,"0.00"3080,"0.00"
3081,"0.00"3082,"0.00"3083,"0.00"3084,"0.00"
```

## FedEx International Priority Freight Input Transaction

The format of the transaction file may be vertical or horizontal. For this example, the field numbers have been bolded for easier reading.

*Note: Fields cannot repeat within the same line; therefore, place a return before the second and third occurrences of field "0" to place on the next line of the transaction. If you attempt to process the transaction as one line you will receive the following error message, "Do not enter field # 0 more than one time in the same line. Enter in the next line."*

```
0,"020"1,"Intl Priority Freight"11,"Jones Corporation"12,"Bob Jones"13,"33 Maple Street"14,"First Floor"15,"Toronto"16,"ON"17,"M9W1R3"18,"4169271234"21,"600"23,"1"25,"P.O. Number
123"26,"50"50,"CA"57,"20"58,"20"59,"20"72,"1"77-"1"200"79-"1"Capacitors"80-"1
"US"81-"1"1234.56.1234"82-"1"1"414-"1"LB"528-"1"1"1030-"1"123456789"1273-"1"01"1274-"1"70"0-"1"020"1-"1"Intl Priority
Freight"1139-"1"123456789"50-"1"CA"77-"1"400"79-"1"RJ45 Cable"80-"1"US"81-"1"4321.55.3333"82-"1"2"0"414-"1"LB"1030-"1"60.00"1273-"1"01"1274-"1"70"113,"Y"116,"2"498,"0760864"99,""
```

**Important:** Field IDs 57, 58, and 59 must precede Field ID 116.

Table 10. Example FedEx International Priority Freight Input Transaction

Trans.in File	Field	Description	Value
0,"020"	0	Transaction Code	020
1,"Intl Priority Freight"	1	Transaction ID	Intl Priority Freight



# International Shipping Examples

Table 10. Example FedEx International Priority Freight Input Transaction, continued

Trans.in File	Field	Description	Value
11,"Jones Corporation"	11	Recipient Company	Jones Corporation
12,"Bob Jones"	12	Recipient Name	Bob Jones
13,"33 Maple Street"	13	Recipient Address 1	33 Maple Street
14,"First Floor"	14	Recipient Address 2	First Floor
15,"Toronto"	15	Recipient City	Toronto
16,"ON"	16	Recipient State/Province	Ontario
17,"M9W1R3"	17	Recipient ZIP/Postal Code	M9W1R3
*18,"4169271234"	18	Recipient Phone Number	416.927.1234
21,"600"	21	Package Weight	600
23,"1"	23	Payment Type	1 (Bill Sender)
25,"P.O. Number 123"	25	FedEx Express References	P.O. Number 123
26,""	26	Declared Value	(Defaults to \$100)
50,"CA"	50	Recipient Country	CA
57,"20"	57	Package Height	20
58,"20"	58	Package Width	20
59,"20"	59	Package Length	20
72,"1"	72	Terms of Sale	1 (Free on Board)
77,"200"	77	Commodity 1 Weight	200.00
79,"Capacitors"	79	Commodity 1 Description	Capacitors
80,"US"	80	Commodity 1 Country of Manufacture	US
81,"1234.56.1234"	81	Commodity 1 Harmonized Code	1234.56.1234
82,"1"	82	Commodity 1 Quantity of Units	1
414,"LB"	414	Commodity 1 Unit of Measure	LB



# International Shipping Examples

Table 10. Example FedEx International Priority Freight Input Transaction, continued

Trans.in File	Field	Description	Value
528,""	528	Commodity 1 ECCN	
1030,"40.00"	1030	Commodity 1 Unit Value	40.00
1139,"123456789"	1139	Sender/IRS/EIN Number	123456789
1273,"01"	1273	Package Type	01 (Customer Packaging)
1274,"70"	1274	Service Type	70 (Intl Priority Freight)
0,"020"	0	Transaction Code	020
1,"Intl Priority Freight"	1	Transaction ID	Intl Priority Freight
1139,"123456789"	1139	Sender/IRS/EIN Number	123456789
50,"CA"	50	Recipient Country	CA
77,"400"	77	Commodity 2 Weight	400
79,"RJ45 Cable"	79	Commodity 2 Description	RJ45 Cable
80,"US"	80	Commodity 2 Country of Manufacture	US
81,"4321.55.3333"	81	Commodity 2 Harmonized Code	4321.55.3333
82,"2.0"	82	Commodity 2 Quantity of Units	2.0
414,"LB"	414	Commodity 2 Unit of Measure	KG
1030,"60.00"	1030	Commodity 2 Unit Value	60.00
1273,"01"	1273	Package Type	01 (Customer Packaging)
1274,"70"	1274	Service Type	70 (Intl Priority Freight)
113,""	113	Print Commercial Invoice	
116,"2"	116	Total Number of Packages	2
498,"0760864"	498	Child Meter Number	0760864
99,""	99	End of Transaction	

\*Do not include dashes (-), periods (.), or other special characters in this phone number field.



## FedEx International Priority Freight Output Transaction

This example shows the output file generated by FedEx PassPort in horizontal format. The field numbers have been bolded for easier reading.

0,"120" **1**,"Intl Priority Freight" **11**,"Jones Corporation" **12**,"Bob Jones" **13**,"33 Maple Street" **14**,"First Floor" **15**,"Toronto" **16**,"ON" **17**,"M9W1R3" **18**,"4169271234" **24**,"20051215" **25**,"P.O. Number 123" **29**,"471853276639" **33**,"H2" **34**,"151800" **30**,"XR YYZRT" **35**,"30360" **36**,"0" **37**,"182160" **50**,"CA" **60**,"6000" **65**,"40002399700000004718532766394302" **112**,"6000" **117**,"US" **119**,"4000" **189**,"0.00" **191**,"0.00" **195**,"YYZ" **198**,"YYZRT" **421**,"0" **422**,"0" **423**,"0" **424**,"0" **425**,"0" **426**,"0" **427**,"0" **428**,"0" **429**,"0" **430**,"0" **431**,"N" **493**,"0" **494**,"0" **495**,"0" **526**,"0430" **539**,"0.00" **543**,"0.00" **551**,"0.00" **554**,"0.00" **1123**,"471853276639" **1124**,"0430" **1136**,"XR" **1273**,"1" **1274**,"70" **1338**,"0" **1359**,"30.58" **1393**,"30360" **1527**,"0.00" **3004**,"0.00" **3005**,"0.00" **3006**,"0.00" **3007**,"0.00" **3010**,"N" **3011**,"N" **3013**,"0.00" **3027**,"0.00" **3038**,"0" **3039**,"0" **3040**,"0" **3041**,"0" **3042**,"0" **2009**,"0.00" **2010**,"0" **1507**,"0.00" **1508**,"0.00" **1509**,"0.00" **1510**,"0.00" **1512**,"0.00" **1513**,"0.00" **1514**,"0.00" **1515**,"0.00" **1516**,"0.00" **1517**,"0.00" **1518**,"0.00" **1519**,"0.00" **1520**,"0.00" **1521**,"0.00" **1522**,"0.00" **1523**,"0.00" **1524**,"0.00" **1525**,"0.00" **1526**,"0.00" **1528**,"0.00" **1529**,"N" **1682**,"0.00" **1683**,"0.00" **1685**,"0.00" **3076**,"0.00" **3078**,"0.00" **3079**,"0.00" **3080**,"0.00" **3081**,"0.00" **3082**,"0.00" **3083**,"0.00" **3084**,"0.00" **99**,""

## FedEx International Document Shipment Input Transaction

The format of the transaction file may be vertical or horizontal. For this example, the field numbers have been bolded for easier reading.

0,"020" **1**,"Intl Document Shipment" **11**,"Jones Corporation" **12**,"Bob Jones" **13**,"33 Maple Street" **14**,"First Floor" **15**,"Toronto" **16**,"ON" **17**,"M9W1R3" **18**,"4169271234" **21**,"1" **23**,"1" **25**,"CEO Request" **50**,"CA" **113**,"" **116**,"1" **119**,"100" **190**,"Y" **498**,"0760864" **1139**,"123456789" **1273**,"01" **1274**,"01" **1958**,"PKG" **2030**,"US" **2031**,"2005 Year-End Income" **2135**,"US" **2136**,"Yearly Profit and Loss Statement" **2138**,"US" **2139**,"Year-End Revenue" **2141**,"US" **2142**,"Full Disclosure" **99**,""

Table 11. Example FedEx International Document Shipment Input Transaction

Trans.in File	Field	Description	Value
0,"020"	0	Transaction Code	020
1,"Intl Document Shipment"	1	Transaction ID	Intl Document Shipment
11,"Jones Corporation"	11	Recipient Company	Jones Corporation
12,"Bob Jones"	12	Recipient Name	Bob Jones
13,"33 Maple Street"	13	Recipient Address 1	33 Maple Street
14,"First Floor"	14	Recipient Address 2	First Floor



# International Shipping Examples

Table 11. Example FedEx International Document Shipment Input Transaction, continued

Trans.in File	Field	Description	Value
15,"Toronto"	15	Recipient City	Toronto
16,"ON"	16	Recipient State/Province	Ontario
17,"M9W1R3"	17	Recipient ZIP/Postal Code	M9W1R3
*18,"4169271234"	18	Recipient Phone Number	416.927.1234
21,"1"	21	Package Weight	1
23,"1"	23	Payment Type	1 (Bill Sender)
25,"CEO Request"	25	FedEx Express References	CEO Request
50,"CA"	50	Recipient/Destination Country	CA
113,""	113	Print Commercial Invoice	
116,"1"	116	Total Number of Packages	1
119,"100"	119	Total Customs Value	100 (\$1.00)
190,"Y"	190	Document Shipment Flag Y/N	Y
498,"0760864"	498	Child Meter Number	0760864
1139,"123456789"	1139	Sender/IRS/EIN Number	123456789
1273,"01"	1273	Packaging Type	01 (Customer Packaging)
1274,"01"	1274	Service Type	01 (International Priority Overnight)
1958,"ENV"	1958	International Package Type	ENV (envelope)
2030,"US"	2030	Document Country of Manufacture 1	US
2031,"2005 Year:End Income"	2031	Document Description Line 1	2005 Year:End Income
2135,"US"	2135	Document Country of Manufacture 2	US
2136,"Yearly Profit and Loss Statement"	2136	Document Description Line 2	Yearly Profit and Loss Statement
2138,"US"	2138	Document Country of Manufacture 3	US
2139,"Year:End Revenue"	2139	Document Description Line 3	Year:End Revenue



# International Shipping Examples

Table 11. Example FedEx International Document Shipment Input Transaction, continued

Trans.in File	Field	Description	Value
2141,"US"	2141	Document Country of Manufacture 4	US
2142,"Full Disclosure"	2142	Document Description Line 4	Full Disclosure
99,""	99	End of Transaction	

\*Do not include dashes (-), periods (.), or other special characters in this phone number field.

## FedEx International Document Shipment Output Transaction

This example shows the output file generated by FedEx PassPort in horizontal format. The field numbers have been bolded for easier reading.

0,"120" 1,"Intl Document Shipment" 11,"Jones Corporation" 12,"Bob Jones" 13,"33 Maple Street" 14,"First Floor" 15,"Toronto" 16,"ON" 17,"M9W1R3" 18,"4169271234" 24,"20051219" 25,"CEO Request"  
 29,"471853276650" 33,"AM" 34,"4050" 30,"X4 YIBA" 35,"810" 36,"0" 37,  
 "4860" 50,"CA" 60,"10" 65,"40163499110000004718532766504301" 112,"10" 117,"US" 119,"100" 189,"0.00" 191,"0.00" 195,"YYZ" 198,"YIBA"  
 421,"0" 422,"0" 423,"0" 424,"0" 425,"0" 426,"0" 427,"0" 428,"0" 429,"0" 430,"0" 431,"N" 493,"0" 494,"0" 495,"0" 526,"0430" 539,  
 "0.00" 543,"0.00" 551,"0.00" 554,"0.00" 1123,"471853276650" 1124,"0430" 1136,"X4" 1273,"1" 1274,"1" 1338,"0" 1359,"No. EEI30.36  
 FTR" 1393,"810" 1527,"0.00" 3004,"0.00" 3005,"0.00" 3006,"0.00" 3007,"0.00" 3010,"N" 3011,"N" 3013,"0.00" 3027,"0.00" 3038,"0" 3039,  
 "0" 3040,"0" 3041,"0" 3042,"0" 2009,"0.00" 2010,"0" 1507,"0.00" 1508,"0.00" 1509,"0.00" 1510,"0.00" 1512,"0.00" 1513,"0.00" 1514,  
 "0.00" 1515,"0.00" 1516,"0.00" 1517,"0.00" 1518,"0.00" 1519,"0.00" 1520,"0.00" 1521,"0.00" 1522,"0.00" 1523,"0.00" 1524,"0.00" 1525,  
 "0.00" 1526,"0.00" 1528,"0.00" 1529,"N" 1682,"0.00" 1683,"0.00" 1685,"0.00" 3076,"0.00" 3078,"0.00" 3079,"0.00" 3080,"0.00" 3081,  
 "0.00" 3082,"0.00" 3083,"0.00" 3084,"0.00" 99,""

## FedEx International NAFTA Certificate of Origin Shipment Input Transaction

The format of the transaction file may be vertical or horizontal. For this example, the field numbers have been bolded for easier reading.

0,"020" 1,"NAFTA" 11,"Jones Corporation" 12,"Bob Jones" 13,"123 Main Street" 14,"Export Department" 15,"Quebec" 16,"PQ" 17,"H1E1A1" 18,"8191234567" 21,"10" 23,"1" 38,"NAFTA  
 DEPT" 50,"CA" 68,"USD" 69,"100" 70,"1" 72,"1" 74,"CA" 75,"LBS" 77,"10" 78,"100.00" 79,"BOOKS" 80,"US" 81,  
 "1234.56.7890" 82,"1" 116,"1" 118,"123456789" 119,"100.00" 187,"PNG" 414,"EA" 498,"0760864" 1030,"100.00" 1139,"123456768" 1273,"1" 1274,  
 "01" 2151,"Y" 2152,"A" 2153,"1" 2154,"3" 2155,"20051128" 2156,"20051128" 2157,"Y" 2158,"1" 2173,"1" 2174,"Jones Corporation" 2176,"123Main Street" 2178,"Quebec" 2179,"PQ" 2180,"H1E1A1" 2181,"CA" 99,""

Table 12. Example FedEx International NAFTA Certificate of Origin Shipment Input Transaction

Trans.in File	Field	Description	Value
0,"020"	0	Transaction Code	020
1,"NAFTA"	1	Transaction ID	NAFTA
11,"Jones Corporation"	11	Recipient Company	Jones Corporation
12,"Bob Jones"	12	Recipient Name	Bob Jones
13,"123 Main Street"	13	Recipient Address 1	123 Main Street
14,"Export Department"	14	Recipient Address 2	Export Department
15,"Quebec"	15	Recipient City	Quebec
16,"PQ"	16	Recipient State/Province	PQ
17,"H1E1A1"	17	Recipient ZIP/Postal Code	H1E1A1
*18,"8191234567"	18	Recipient Phone Number	819.123.4567
21,"10"	21	Package Weight	10
23,"1"	23	Payment Type	1 (Bill Sender)
38,"NAFTA DEPT"	38	Sender Department Notes	NAFTA DEPT
50,"CA"	50	Recipient/Destination Country	Canada
68,"USD"	68	Currency Type	USD – U.S. Dollars
69,"100"	69	Carriage Value	100
70,"1"	70	Duty/Tax Payment	1 (Bill Sender)
72,"1"	72	Terms of Sale	1 (FCA/FOB - Seller is responsible for all costs)
74,"CA"	74	Country of Ultimate Destination	Canada
75,"LBS"	75	Weight Type	Pounds
77,"10"	77	Commodity Weight	10
78,"100.00"	78	Commodity Customs Value	\$100.00
79,"BOOKS"	79	Commodity Description	BOOKS

Table 12. Example FedEx International NAFTA Certificate of Origin Shipment Input Transaction, continued

Trans.in File	Field	Description	Value
80,"US"	80	Country of Manufacture	US
81,"1234567890"	81	Schedule B Export Harmonized Code	1234567890
82,"1"	82	Unit Quantity	1
116,"1"	116	Total Number of Packages	1
119,"100.00"	119	Total Customs Value	100.00
414,"PC"	414	Unit of Measure	PC (Piece)
498,"0760864"	498	Child Meter Number	0760864
1030,"100.00"	1030	Commodity Unit Value	100.00
1139,"123456768"	1139	Sender/IRS/EIN Number	123456768
1273,"1"	1273	Packaging Type	01 (Customer Packaging)
1274,"01"	1274	Service Type	01 (International Priority Overnight)
2030,"US"	2030	Document Country of Manufacture 1	US
2151,"Y"	2151	Print NAFTA Certificate of Origin Flag	Y (Yes)
2152,"A"	2152	NAFTA Certificate of Origin Preference Criterion	A
2153,"1"	2153	NAFTA Certificate of Origin Commodity Producer	1 (Yes)
2154,"3"	2154	NAFTA Certificate of Origin Net Cost	3 (Net Cost plus date range)
2155,"20051128"	2155	NAFTA Certificate of Origin Net Cost Begin Date	Nov. 28th, 2005
2156,"20051128"	2156	NAFTA Certificate of Origin Net Cost End Date	Nov. 28th, 2005
2157,"US"	2157	NAFTA Certificate of Origin Country of Origin	US
2158,"1"	2158	NAFTA Certificate of Origin Producer	1 (Same)
2173,"1"	2173	NAFTA Certificate of Origin Exporter	1 (Same as Sender)
2174,"Jones Corporation"	2174	NAFTA Certificate of Origin Exporter Company Name	Jones Corporation
2176,"123 Main Street"	2176	NAFTA Certificate of Origin Exporter Address line 1	123 Main Street



# International Shipping Examples

Table 12. Example FedEx International NAFTA Certificate of Origin Shipment Input Transaction, continued

Trans.in File	Field	Description	Value
2178,"Quebec"	2178	NAFTA Certificate of Origin Exporter City	Quebec
2179,"PQ"	2179	NAFTA Certificate of Origin Exporter State/Province	PQ
2180," H1E1A1"	2180	NAFTA Certificate of Origin Exporter ZIP/Postal Code	H1E1A1
2181,"CA"	2181	NAFTA Certificate of Origin Exporter Country Code	Canada
99,""	99	End of Transaction	

\*Do not include dashes (-), periods (.), or other special characters in this phone number field.

## FedEx International NAFTA Certificate of Origin Shipment Output Transaction

This example shows the output file generated by FedEx PassPort in horizontal format. The field numbers have been bolded for easier reading.

0,"120" **1**,"NAFTA" **11**,"Jones Corporation" **12**,"Bob Jones" **13**,"123 Main Street" **14**,"Export Department" **15**,"Quebec" **16**,"PQ" **17**,"H1E1A1" **18**,"8191234567" **24**,"20051128" **29**,"471822756609" **33**,"AM" **34**,"6952"  
**30**,"X5 YUXA" **35**,"1390" **36**,"0" **37**,"8342" **50**,"CA" **60**,"100" **65**,  
"40032799110000004718227566094300" **112**,"100" **117**,"US" **119**,"10000" **189**,"0.00" **191**,"0.00" **195**,"YMX" **198**,"YUXA " **421**,"0" **422**,"0" **423**,  
"0" **424**,"0" **425**,"0" **426**,"0" **427**,"0" **428**,"0" **429**,"0" **430**,"0" **431**,"N" **493**,"0" **494**,"0" **495**,"0" **526**,"0430" **539**,"0.00"  
**543**,"0.00" **551**,  
"0.00" **554**,"0.00" **1123**,"471822756609" **1124**,"0430" **1136**,"X5" **1273**,"1" **1274**,"1" **1338**,"0" **1359**,"30.58" **1393**,"1390" **1527**,"0.00" **3004**,  
"0.00" **3005**,"0.00" **3006**,"0.00" **3007**,"0.00" **3010**,"N" **3011**,"N" **3013**,"0.00" **3027**,"0.00" **3038**,"0" **3039**,"0" **3040**,"0" **3041**,"0" **3042**,"0"  
**2009**,"83.42" **2010**,"0.00" **2400**,"0.00" **1507**,"0.00" **1508**,"0.00" **1509**,"0.00" **1510**,"0.00" **1512**,"0.00" **1513**,"0.00" **1514**,"0.00" **1515**,"0.00"  
**1516**,"0.00" **1517**,"0.00" **1518**,"0.00" **1519**,"0.00" **1520**,"0.00" **1521**,"0.00" **1522**,"0.00" **1523**,"0.00" **1524**,"0.00" **1525**,"0.00" **1526**,"0.00"  
**1528**,"0.00" **1529**,"N" **1682**,"0.00" **1683**,"0.00" **1685**,"0.00" **2401**,"0.00" **3076**,"0.00" **3078**,"0.00" **3079**,"0.00" **3080**,"0.00" **3081**,"0.00"  
**3082**,"0.00" **3083**,"0.00" **3084**,"0.00" **99**,""

## 7 Intra-Country Multiple Piece Shipment Requirements



## Intra-Country Multiple Piece Shipment Requirements

The following are requirements for intra-country multiple-piece shipments (MPS). You may use FedEx Express®, FedEx Ground®, and FedEx Home Delivery® service options. However, you must follow these guidelines.

- The 020 Global Shipping Request transaction *only* supports multiple occurrences of PassPort Field IDs for intra-country MPS. For multiple occurrence per package fields, include the package sequence number, even if the Total Number of Packages (Field ID 116) = 1.

*Note: Field 116 is no longer needed.*

- Control the count and sequence using multiple occurrence fields; for example:
  - **Format:** Field ID Number ". Package Sequence Number ". Occurrence Number
  - **Example:** 446-1-1,"Technical Name"  
Field ID 446 = Dangerous Goods Technical Name, 1 = the package sequence number, 1 = the occurrence number, and "Technical Name" = the actual content for Field ID 446.

# 8 Sender Information

Current Sender

## Current Sender

To print the return address on your labels, FedEx Ship Manager® Software

PassPort retrieves the name and address of the current sender. The current sender can be any sender in your Sender database that you select from the Shipping screen. Before you begin processing a transaction file, be sure to select a current sender before you process your input file.

### Select the Current Sender

1. Select Sender from the Databases menu at the top of the screen.
2. Select the correct sender name and address from the Sender List.
3. Click the **Current** button, then click **OK**.
4. Click the **PassPort** button at the top of the screen and process transactions.

### Input Sender Changes in the Transaction Request

To modify sender information for an individual shipment, input the sender fields that are different from the Sender database in the transaction file, such as a telephone number or second address line. You only need to enter the

fields that are different from the Sender database, except the Company Name, which must be the same for all senders.

### C.O.D. Remittance Sender

When you ship collect on delivery (C.O.D.), you can print a different C.O.D. remittance address, instead of the current sender address. Begin by creating a new sender code, then include the C.O.D. remittance sender code in your C.O.D. transactions.

1. Add a new sender code in your Sender database and enter the C.O.D. remittance address. The Company Name must be the same as the other senders in the Sender database.
2. Next, select Default Domestic Shipping Preferences from the Customize menu. Then select the C.O.D. sender code in the COD Remittance Code field on the Field Preferences page.
3. Then input the C.O.D. remittance sender code in Field ID 439 when you want to print the C.O.D., return address for your C.O.D. shipments.

# 9 Global Shipping 020/120 Transaction

GlobalShippingRequest020

GlobalShippingReply120

## Global Shipping Request 020

See the list of field IDs in numeric order in the Appendix for *all* available fields that can be used for the *020 Global Shipping Request* transaction.

**Related Topics:** [Field List in Numeric Order by Field ID](#)

## Global Shipping Reply 120

Table 13. Global Shipping Reply 120 Transaction Fields

Field ID	Field Name	Max Length	Valid For	Comments
0	Transaction Type	3	Dom/Intl	120
1	Transaction ID	40	Dom/Intl	
2	Error Code	4	Dom/Intl	
3	Error Message	80	Dom/Intl	
11	Recipient Company	35	Dom/Intl	
12	Recipient Contact Name	35	Dom/Intl	
13	Recipient Address Line 1	35	Dom/Intl	
14	Recipient Address Line 2	35	Dom/Intl	
15	Recipient City	24	Dom	
16	Recipient State/Province	2/14	Dom	
17	Recipient ZIP/Postal Code	10	Dom	
18	Recipient Phone Number	15	Dom	
24	Ship Date	8	Dom	Format: <b>CCYYMMDD</b>
25	FedEx Express References	39	Dom/Intl	
28	COD Return Tracking Number	15	Dom	FedEx tracking number returned only when shipping C.O.D.

Table 13. Global Shipping Reply 120 Transaction Fields, continued

Field ID	Field Name	Max Length	Valid For	Comments
29	Tracking Number	15	Dom/Intl	FedEx tracking number that is assigned to the package.  For standard MPS shipments, field 29 is used as a multiple occurrence field. This allows all child tracking numbers to be returned in the reply transaction.  <i>Note: For FedEx SmartPost shipments, this field is blank.</i>
30	URSA Routing Code	8	Dom	Returned assigned FedEx routing code for applicable destinations that are supported by the URSA routing file.
33	Service Commitment Code	2	Dom	Service commitment available for this service and destination.
34	Gross Charge	9.2	Dom/Intl	The total shipment charge for bundled rate quotes.
35	Total Surcharge Amount	9.2	Dom	The total surcharge for the shipment.
36	Total Discount Amount	9.2	Dom	The total discount for the shipment.
37	Net Charge/Total Package Charge	9.2	Dom	Net Charge = Gross Charge – Total Discount Amount + Total Surcharge Amount
49	HAL Contact Phone	15	Dom/Intl	Telephone number of Recipient/Contact that the FedEx Hold Location can use to contact the recipient/contact.  Use with FedEx Express (FDXE) and FedEx Ground (FDXG).  If blank, defaults to recipient's telephone number.  Optional for string input and Required for HAL shipping.
50	Recipient Country Code	2	Dom	
60	Billed Weight	9.0 / 9.1	Dom	The total weight of the shipment or 100 if hundred weight bundling applies.  No implied decimal for LBS.  One implied decimal place for KGS.  Only available for US origins.
65	ASTRA Bar Code Data	32	Dom/Intl	ASTRA bar code data used for internal routing within FedEx systems.
112	Total Weight	8.0 / 8.1	Dom/Intl	One implied decimal place for KGS.
117	Sender Country	2	Dom	
119	Total Customs Value	11.2	Dom/Intl	
188	Label Buffer String	2k	Dom	Returned for intra-U.S. shipments. Field 187 must be used in the input transaction.

Table 13. Global Shipping Reply 120 Transaction Fields, continued

Field ID	Field Name	Max Length	Valid For	Comments
189	Good and Services Sales Tax (GST)	11.2	Dom/Intl	
191	Provincial Sales Tax (PST)	11.2	Dom/Intl	
194	Delivery Day	3	Dom	Returned for U.S. and Puerto Rico (PR) destinations. Examples: MON, TUE
195	Routing Location/Destination Ramp ID	5	Dom	Returned if available from the URSA routing file.
198	Destination Location ID	5	Dom	Returned if available from the URSA routing file.
409	Deliver by Date	7	Dom	Returned for U.S. destinations. Format: <b>DDMMYY</b> , where MMM is the abbreviated month name, such as JAN. The deliver by date that is to be printed on the label.
411	COD Return Buffer	2k	Dom	Returned for intra-U.S. C.O.D. shipments. Field 187 must be used in the input transaction.
421	Declared Value Charges	11.2	Dom/Intl	
422	Offshore Surcharge	11.2	Dom/Intl	
423	Freight Delivery Area Surcharge	11.2	Dom/Intl	
424	Alaska Surcharge	11.2	Dom	
425	Hawaii Surcharge	11.2	Dom	
426	Saturday Pickup Surcharge	11.2	Dom/Intl	Returned if a Saturday Delivery surcharge is applied for freight services.
427	Saturday Delivery Surcharge	11.2	Dom/Intl	
428	Dangerous Goods Surcharge	11.2	Dom/Intl	
429	Residential Surcharge	11.2	Dom/Intl	
430	COD Surcharge	11.2	Dom	
431	Dim weight Used Flag	11.2	Dom/Intl	<b>Y</b> – Indicates that the dimmed weight of the package was used rather than the actual weight entered in the transaction.
493	Freight Pickup Area Surcharge	11.2	Dom/Intl	
494	Inside Pickup Surcharge	11.2	Dom	

Table 13. Global Shipping Reply 120 Transaction Fields, continued

Field ID	Field Name	Max Length	Valid For	Comments
495	Inside Delivery Surcharge	11.2	Dom	
496	Freight Commitment Code	2	Dom	
526#	Tracking Form ID	4	Dom/Intl	Identifies the type of shipment. For International MPS shipments, Field 526 is used as a Multiple Occurrence field. This will allow all child form IDs to be returned in the reply transaction.
527	COD Return Form ID	4	Dom	<b>0321</b> – FedEx Express Master C.O.D. Return
535	COD Return ASTRA	32	Dom	Returned for intra-US C.O.D. shipments.
536	COD Return Commit	2	Dom	
539	Harmonized Sales Tax	11.2	Dom	
543	Freight + Remit COD Charges	11.2	Dom	The total COD amount printed on the C.O.D. return label when field 186 is Y.
554	Delivery Area Surcharge	11.2	Dom	Returned if a delivery area surcharge to Alaska was applied. Returns "0.00" in intra-country transactions when charges are not applicable.
555	Delivery Area Indicator	1		
601	ITAR License/Exemption number	21	Intl	User provided license number or exemption number which applies to the ITAR shipment. Default: Blank
668	Operational Instructions Element #18	46	Dom/Intl	Contains Ground Information, but content will be populated on a given area of the FedEx Shipping label and not as specific business content.
669	Operational Instructions Element #19	23	Dom/Intl	Contains the COD Amount Field (FXE COD Return Label), but content will be populated on a given area of the FedEx Shipping label and not as specific business content. Provided by URSA/UVSDK, in addition to other existing operational instructions data elements that may be applicable from an Express context.
670	Operational Instructions Element #20	9	Dom/Intl	Contains the SECURED or UNSECURED Tag (FXE COD Return Label), but content will be populated on a given area of the FedEx Shipping label and not as specific business content. Provided by URSA/UVSDK in addition to other existing operational instructions data elements that may be applicable from an Express context.
671	Tracking ID Type	2	Dom/Intl	Identifies the type of tracking number being used. Valid values are:

Table 13. Global Shipping Reply 120 Transaction Fields, continued

Field ID	Field Name	Max Length	Valid For	Comments
				<b>1</b> – Express (Legacy Barcode) <b>2</b> – FEDEX <b>3</b> – Ground (Legacy) <b>4</b> – Internal <b>5</b> – USPS
<b>1086</b>	Dim Weight	9	Dom/Intl	
<b>1087</b>	Special Discount Amount	9.2	Dom/Intl	
<b>1089</b>	Rate Scale	5	Dom/Intl	
<b>1123</b>	Master Tracking Number	20	Dom/Intl	
<b>1124</b>	Master Form ID	4	Dom/Intl	
<b>1125</b>	Rate Return Code	4	Dom/Intl	See “FTR Codes” on page 125 in the Appendix.
<b>1136</b>	URSA Prefix	2	Dom/Intl	Returned if applicable.
<b>1265</b>	HAL Contact Name			Telephone number of Recipient/Contact Use with FedEx Express (FDXE) and FedEx Ground (FDXG) Optional for string input and Required for HAL shipping. If not specified in the <i>020 Global Ship Request</i> , defaults to Field 12 (Recipient Name).
<b>1273</b>	Packaging Type	2	Dom/Intl	Valid packaging types: <b>01</b> – Customer Packaging <b>02</b> – FedEx Pak <b>03</b> – FedEx Box <b>04</b> – FedEx Tube <b>06</b> – FedEx Letter (Intra-country only) <b>08</b> – FedEx Packet (select locations only) <b>15</b> – FedEx 10KG Box (International only) <b>25</b> – FedEx 25KG Box (International only)

Table 13. Global Shipping Reply 120 Transaction Fields, continued

Field ID	Field Name	Max Length	Valid For	Comments
1274	Service Type	2	Dom/Intl	<p><i>Intra-country service types:</i></p> <p><b>01</b> – FedEx Priority Overnight</p> <p><b>03</b> – FedEx 2Day</p> <p><b>05</b> – FedEx Standard Overnight</p> <p><b>06</b> – FedEx First Overnight</p> <p><b>20</b> – FedEx Express Saver/FedEx Economy</p> <p><i>Note: FedEx Economy is the service name used when shipping intra-country shipments outside the U.S.</i></p> <p><b>39</b> – FedEx First Overnight Freight</p> <p><b>49</b> – FedEx 2Day AM</p> <p><b>70</b> – FedEx 1Day Freight <b>80</b> – FedEx 2Day Freight <b>83</b> – FedEx 3Day Freight <b>90</b> – FedEx Home Delivery <b>92</b> – FedEx Ground</p> <p><b>95</b> – FedEx SmartPost (Parcel Select, Parcel Select Lightweight, Returns)</p> <p><b>951</b> – FedEx SmartPost Bound Printed Matter</p> <p><b>952</b> – FedEx SmartPost Media</p> <p><i>International service types:</i></p> <p><b>01</b> – FedEx International Priority Overnight</p> <p><b>03</b> – FedEx International Economy</p> <p><b>06</b> – FedEx International First</p> <p><b>17</b> – FedEx International Economy Direct Distribution <b>18</b> – FedEx International Priority Direct Distribution <b>70</b> – FedEx International Priority Freight</p> <p><b>84</b> – FedEx International Direct Distribution Freight</p> <p><b>86</b> – FedEx International Economy Freight</p>

Table 13. Global Shipping Reply 120 Transaction Fields, continued

Field ID	Field Name	Max Length	Valid For	Comments
1338	Priority Alert Surcharge	11.2	Dom/Intl	Returned only if greater than zero
1359	SED/EEI Legend Number	32	Intl	The SED/EEI legend number printed on the label to alert Customs of the SED/EEI status.
1393	Fuel Surcharge	11.2	Dom	
1507	List Total Surcharge	11.2	Dom	
1508	List Shipment Notify Surcharge	11.2	Dom	
1509	List Saturday Delivery Surcharge	11.2	Dom	
1510	List Residential Surcharge	11	Dom	
1511	List Return Code	4	Dom	
1512	List Priority Alert Surcharge	11.2	Dom/Intl	Returned only if greater than zero (0).
1513	List Saturday Pickup Surcharge	11.2	Dom	Returned only if greater than zero (0).
1514	List Inside Pickup Surcharge	11.2	Dom	Returned only if greater than zero (0).
1515	List Inside Delivery Surcharge	11.2	Dom	Returned only if greater than zero (0).
1516	List COD Surcharge	11.2	Dom	Returned only if greater than zero (0).
1517	List Freight Pickup Area Surcharge	11.2	Dom	Returned only if greater than zero (0).
1518	List Freight Delivery Area Surcharge	11.2	Dom	Returned only if greater than zero (0).
1519	List Gross Charge	11.2	Dom	
1520	List Fuel Surcharge	11.2	Dom	
1521	List Alaska Surcharge	11.2	Dom	
1522	List Delivery Area Surcharge	11.2	Dom	
1523	List Declared Value Surcharge	11.2	Dom	
1524	List Hawaii Surcharge	11.2	Dom	
1525	Courtesy Effective Discount	11.2	Dom	
1526	List Dangerous Goods Surcharge	11.2	Dom	

Table 13. Global Shipping Reply 120 Transaction Fields, continued

Field ID	Field Name	Max Length	Valid For	Comments
<b>1527</b>	FICE Surcharge	11.2	Intl	A \$50.00 surcharge is applied to all International Controlled Exports. If the surcharge is applied, then it is returned in the reply transaction.
<b>1528</b>	List Net Charge	11.2	Dom	
<b>1529</b>	Rate Indicator	1	Dom	Indicator to determine whether Discount OR List and Discounted rates should be returned. Not present = Legacy behavior: (Discount rate returned for Express, List for Ground) Valid values: <b>1</b> – Discount rate = N legacy <b>2</b> – List and Discounted rates = Y legacy
<b>1682</b>	Oversize Surcharge	11.2	Dom	If the Oversize III Surcharge field is > 0, the 120 Global Shipping Reply transaction will return Field ID 1682.
<b>1683</b>	List Oversize Surcharge	11.2	Dom	If the List Oversize Surcharge field is > 0, then Field 1683 is returned.
<b>1685</b>	Piece Count Verification Surcharge	11.2	Dom	
<b>1757</b>	List Mexico IVA Tax	11.2	Dom	Valid value = Positive amounts only. <i>Note: The field length is an explicit 2 decimal places.</i>
<b>1758</b>	Mexico IVA Tax	11.2	Dom	Valid value = Positive amounts only. <i>Note: The field length is an explicit 2 decimal places.</i>
<b>1860</b>	List FICE Surcharge	11.2	Intl	Returns the list surcharge for the FedEx International Controlled Export (FICE) special service for all transactions returning rating information for special services where list rate return or a combination thereof has been requested.
1936	List Canadian Goods and Services Tax Surcharge	11.2	Dom/Intl	Returns the list rate GST surcharge associated with a Canadian shipment.
1937	List Canadian Harmonized Sales Tax Surcharge	11.2	Dom/Intl	Returns the list rate HST surcharge associated with a Canadian shipment.
1938	List Canadian Provincial Sales Tax Surcharge	11.2	Dom/Intl	Returns the list rate PST surcharge associated with a Canadian shipment.
<b>2009</b>	Total Customer Charge	11.2	Dom	
<b>2010</b>	Handling Charge	11.2	Dom	
<b>2198</b>	List Clearance Entry Fee Surcharge	11.2	Intl	Returned if applicable.

Table 13. Global Shipping Reply 120 Transaction Fields, continued

Field ID	Field Name	Max Length	Valid For	Comments
2199	Clearance Entry Fee Surcharge	11.2	Intl	Returned if applicable.
2399	Signature Option	1	Dom	Valid values: 0 – Not Specified 1 – Deliver w/o signature 2 – Indirect signature permitted 3 – Direct signature required 4 – Adult signature required
2400	Signature Option Fee	11.2	Dom	
2401	List Signature Option Fee	11.2	Dom	
2418	Delivery Confirmation Barcode	30	Dom	The CODABAR linear bar code containing the Delivery Confirmation Number (DCN). This bar code is generated for SmartPost shipments. The DCN is generated based on System Settings. The DCN prints on the FedEx SmartPost label beneath the DCN bar code. DCN contents: Digits 1 – 3: Identifier Digits 4 – 8 Zip Code Digits 9 – 10: Application Id Digits 11 – 13: Service Type Code Digits 14 – 22: Mailer Id Digits 23 – 29: Unique Serial Number Digit 30: Check Digit <i>Note: The last twenty digits (Service Type Code through Check Digit) comprise the tracking number, also known as the Delivery Confirmation number.</i>
2803	Non-Machinable Surcharge	11.2	Dom	For FedEx SmartPost shipments, this surcharge will be returned when applicable. <i>Note: The field length is an implied 2 decimal places.</i>

Table 13. Global Shipping Reply 120 Transaction Fields, continued

Field ID	Field Name	Max Length	Valid For	Comments
<b>2804</b>	Delivery Confirmation Service Surcharge	11.2	Dom	For FedEx SmartPost shipments, this surcharge will be returned when applicable. <i>Note: The field length is an implied 2 decimal places.</i>
<b>2825</b>	Payment Terms	30	Intl	
<b>2826</b>	Originator Name	35	Intl	Originator or name of company representative if the invoice is being completed on behalf of a company or individual.
<b>2827</b>	Originator Title	35	Intl	Title associated with the company representative.
<b>2853</b>	Bonus Discount Amount	11.2	Dom	Specifies the valid bonus discount amount for a FedEx Express Account Customer. Returned only if the customer is bonus enabled at the account level or configuration level.
<b>3004</b>	AutoPOD Surcharge	11.2	Dom	
<b>3005</b>	AOD Surcharge	11.2	Dom	
<b>3006</b>	Oversize Surcharge	11.2	Dom	
<b>3007</b>	Other Oversize Surcharge	11.2	Dom	
<b>3010</b>	Oversize I Indicator	1	Dom	<b>Y</b> – If RATE indicates oversize I applied <b>N</b> – If not applicable
<b>3011</b>	Oversize II Indicator	1	Dom	<b>Y</b> – If RATE indicates oversize II applied <b>N</b> – If not applicable
<b>3013</b>	Non-Standard Packaging Surcharge	11.2	Dom/Intl	
<b>3018#</b>	Non-Standard Packaging Flag <i>See Dimensions, fields 57 thru 59.</i>	1	Dom/Intl	<b>Y</b> – Indicates irregular or infrequent packaging for FedEx Ground intra-country and international shipments. <b>N</b> – Defaults to <b>N</b> if field is blank. Number of occurrences per package = 1. If Field 3018 is passed in with a value of <b>Y</b> or <b>y</b> and Field 1273 (Packaging Type) is anything other than 1 or 01 – Customer Packaging, then PassPort will return error message, "Non-Standard Packaging special service is not valid with the selected packaging type."
<b>3027</b>	Rural/Residential Surcharge	11.2	Dom	
<b>3038</b>	Home Delivery Signature Service Surcharge	11.2	Dom	

Table 13. Global Shipping Reply 120 Transaction Fields, continued

Field ID	Field Name	Max Length	Valid For	Comments
<b>3039</b>	Home Delivery – Date Certain Surcharge	11.2	Dom	
<b>3040</b>	Home Delivery – Appointment Surcharge	11.2	Dom	
<b>3041</b>	Home Delivery – Evening Delivery Surcharge	11.2	Dom	
<b>3042</b>	Shipper Notification Surcharge	11.2	Dom	
<b>3076</b>	List Non-Standard Container Surcharge	11.2	Dom	
<b>3078</b>	List Signature Service Surcharge	11.2	Dom	
<b>3079</b>	List Evening Delivery Surcharge	11.2	Dom	
<b>3080</b>	List Date Certain Surcharge	11.2	Dom	
<b>3081</b>	List AutoPOD Surcharge	11.2	Dom	
<b>3082</b>	List Appointment Delivery Surcharge	11.2	Dom	
<b>3083</b>	List AOD Surcharge	11.2	Dom	
<b>3084</b>	List Residential Rural Surcharge	11.2	Dom	
<b>3124</b>	Oversize Indicator	1	Dom	Valid values: <b>1</b> –If RATE indicates Oversize I applied <b>2</b> –If RATE indicates Oversize II applies <b>3</b> – If RATE indicates Oversize III applies
<b>3145</b>	HAL Location Type	1	Dom	Type of Location at which the package is held (FedEx Office or FedEx Express Station). Optional Use with FedEx Express (FDXE) and FedEx Ground (FDXG). Valid values: <b>O</b> – FedEx Office <b>E</b> – FedEx Express Station

Table 13. Global Shipping Reply 120 Transaction Fields, continued

Field ID	Field Name	Max Length	Valid For	Comments
3146	HAL LOC ID	5	Dom	Location ID of the selected location at which the package is to be held. Required for HAL shipping. Use with FedEx Express (FDXE) and FedEx Ground (FDXG).
3147	HAL Location Phone Number	15	Dom	Telephone number of FedEx Hold Location (If available) that the Recipient or Shipper can use to contact the location at which the package is held . Use with FedEx Express (FDXE) and FedEx Ground (FDXG).
3148	HAL Location Address Line 2	35	Dom	Second address line of the of the FedEx location where package is held for pickup (if available). Use with FedEx Express (FDXE) and FedEx Ground (FDXG).
3149	HAL Location Name	40	Dom	FedEx Location Branded Name of location at which the package is held, such as FedEx Office Print & Ship Center, FedEx Express Ship Center and so on. Use with FedEx Express (FDXE) and FedEx Ground (FDXG).
4027	List Third Party Consignee Surcharge	11.2	Intl	Returns the list rate surcharge associated with a Third Party Consignee shipment.
4889	List Net Freight Charge	11.2	Dom/Intl	Returns the List Net Freight Charge, which is the List Freight Charge plus the List Total Surcharges before Canada taxes.
4912	AHS Type	5	Dom/Intl	Valid values: 1 – AHS Packaging 2 – AHS Weight 3 – AHS Dimension 4 – AHS Freight
4913	List AHS Type	5	Dom/Intl	Valid values: 1 – AHS Packaging 2 – AHS Weight 3 – AHS Dimension 4 – AHS Freight

Table 13. Global Shipping Reply 120 Transaction Fields, continued

Field ID	Field Name	Max Length	Valid For	Comments
<b>4914</b>	Dry Ice Surcharge	11.2	Dom/Intl	Valid value = positive amount only <i>Note: The field length is an explicit 2 decimal places.</i>
<b>4915</b>	List Dry Ice Surcharge	11.2	Dom/Intl	Valid value = positive amount only <i>Note: The field length is an explicit 2 decimal places.</i>
<b>99</b>	End of Transaction	0	Dom	

# 10 Global Delete 023/123 Transaction

GlobalDeleteRequest023

GlobalDeleteReply123



## Global Delete Request 023

The format of the transaction file may be vertical or horizontal. The following is an example of a vertical file. There is a line return between each field. For this example, the field numbers have been bolded for easier reading.

```
0,"023"
1,"Global Delete"
29,"471853276661"
498,"0760864"
99,""
```

Table 14. Example Global Delete Request Input Transaction

Field ID	Field Name	Max Length	Required/ Optional	Valid For	Comments
<i>Note: Deleting an intra-country or international package from a multiple-piece shipment deletes the entire shipment.</i>					
<b>0</b>	Transaction Type	3	<b>Required</b>	Dom/Intl	023 is required.
<b>1</b>	Transaction ID	40	<b>Required</b>	Dom/Intl	The transaction ID allows you to link the transaction reply to the transaction request. The software does not require this field, but it is recommended for customer use.
<b>29</b>	Tracking Number	15	<b>Required</b>	Dom/Intl	The tracking number of the package to be deleted. <i>Note: If the package is included in a multiple-piece shipment, the entire shipment is deleted.</i>
<b>498</b>	Meter Number	7	Optional	Dom/Intl	A unique number assigned to the Shipper's FedEx account number.
<b>99</b>	End of Transaction	0	<b>Required</b>	Dom/Intl	99,"" indicates the end of a transaction.

## Global Delete Reply 123

This example is the output file generated by FedEx PassPort in horizontal format. The field numbers have been bolded for easier reading.

```
0,"123" 1,"Global Delete" 29,"471853276661" 99,""
```



# Global Delete 023/1 23 Transaction

Table 15. Example Global Delete Reply Output Transaction

Field ID	Field Name	Max Length	Comments
0	Transaction type	3	123
1	Transaction ID	40	
2	Error code	4	
3	Error message text	80	
29	Tracking Number	15	Tracking number of the package that was deleted.
99	End of transaction	0	99,"" indicates end of a transaction.

# 11 Dangerous Goods

FedEx Express Dangerous Goods Input Transaction

## FedEx Express Dangerous Goods Input Transaction

The format of the input transaction file may be vertical or horizontal. For this example, the field numbers have been bolded for easier reading.

Table 16. Example FedEx Express Dangerous Goods Input Transaction

Trans.in File	Field	Description	Value
0,"020"	0	Transaction Code	020
1,"1"	1	Transaction ID	1
11,"XYZ Corporation"	11	Recipient Company	XYZ Corporation
12,"Thomas Moore"	12	Recipient Name	Thomas Moore
13,"999 Hillside Road"	13	Recipient Address 1	999 Hillside Road
15,"San Diego"	15	Recipient City	San Diego
16,"CA"	16	Recipient State	CA
17,"92121"	17	Recipient ZIP Code	92121
**18,"8001234444"	18	Recipient Phone Number	800.123.4444
21,"25"	21	Package Weight	25
23,"1"	23	Payment Type	1 (Bill Sender)
25,"Dangerous Goods"	25	FedEx Express References	Dangerous Goods
1331,"Y"	1331	DG Flag	Y
50,"US"	50	Recipient Country	US
116,"1"	116	Number of Packages	1
117,"US"	117	Sender Country	US
*498,"0760864"	498	Child Meter Number	0760864
451,"1869"	451	DG UN Number	1869
456,"1"	456	DG Number of Units	1
461,"Metal Container"	461	DG Type Packing	Metal Container

Table 16. Example FedEx Express Dangerous Goods Input Transaction, continued

Trans.in File	Field	Description	Value
466,"5"	466	DG Quantity Value	5
471,"KG"	471	DG Unit of Measure	KG
476,"Y419"	476	DG Packing Instructions	5
**484,"9012223333"	484	DG Emergency Number	901.222.3333
485,"DG Signatory"	485	DG Title of Signatory	DG Signatory
488,"N"	488	DG Cargo Aircraft Only	N
489,"III"	489	DG Packing Group	III (Packing Group III)
492,"1234"	491	DG Class	1234
1273,"01"	1273	Package Type	01 (Customer Packaging)
1274,"01"	1274	Service Type	01 (Priority Overnight)
1900,"I"	1900	DG Regulation Indicator	I (IATA regulations apply)
1903,"Magnesium Alloys"	1903	DG Proper Shipping Name	Magnesium Alloys
1904,"N"	1904	DG A1, A2, A5, A109 Flag	N
1916,"Solid"	1916	DG Physical Form	Solid
1917,"CaCO3"	1917	DG Chemical Formula	CaCO3
1918,"El DuPont"	1918	DG Name of Signatory	El DuPont
1922,"Warehouse"	1922	DG Place of Signatory	Warehouse
1932,"1"	1932	DG Commodity Count	1
99,""	99	End of Transaction	

\*If more than one account/meter configured on the same device, the child meter is required in Field 498.

\*\*Do not include dashes (-), periods (.), or other special characters in this phone number field.

# 12 Domestic Rate 002/102 Transaction

DomesticRateRequest002

DomesticRateReply102



# Domestic Rate 002/102 Transaction

## Domestic Rate Request 002

The format of the transaction input file may be vertical or horizontal. For this example, the field numbers have been bolded for easier reading.

0, "2"1, "1"16, "TN"17, "38115"21, "2"22, "2"498, "0760863"99, ""

Table 17. Example Domestic Rate Request Input Transaction

Field ID	Field Name	Max Length	Required/Optional	Valid For	Comments
<b>0</b>	Transaction type	3	<b>Required</b>	Dom	002 or 2 required.
<b>1</b>	Transaction ID	30	<b>Required</b>	Dom	Use to identify transactions.
<b>8</b>	Sender State/Province	2	Optional	Dom	If omitted, defaults to the U.S. state or Canadian province abbreviation for the current sender.
<b>9</b>	Sender Zip/Postal	10	Optional	Dom	If omitted, defaults to the ZIP or postal code for the current sender.
<b>10</b>	Sender FedEx Account Number	9	Optional	Dom	Include the sender's FedEx account number.
<b>16</b>	Recipient State/Province	2	<b>Required</b>	Dom	U.S. recipients require a valid two-character state code. Canadian recipients require a valid province code from the Canadian Province Table. See the "Country Codes" table or the "Canadian Province Codes" table located in the <i>Appendix</i> .
<b>17</b>	Recipient Zip/Postal Code	10	<b>Required</b>	Dom	The recipient's ZIP or postal code is required. No embedded dashes allowed.
<b>18</b>	Recipient Phone Number	15	Optional	Dom	Input the recipient's phone number. <i>Note: Do not include dashes (-), periods (.), or other special characters in this phone number field.</i>
<b>21</b>	Package Weight	8.2	<b>Required</b>	Dom	Specify the weight of the package using the Weight Unit (LBS or KGS) defined in Field 75. (See "FedEx Intra- <u>MX</u> . Multiple Piece Shipment (MPS) Input Transaction" on page 33 and "FedEx International Multiple Piece Shipment with Commercial Invoice Input Transaction" on page 38 for MPS sample transactions). <b>LBS</b> – Requires a whole number <b>KGS</b> – Includes one implied decimal place <i>Note: For intra-<u>MX</u> shipments (FO, SO, PO), if Field 1273 (Packaging Type) = 01 – Customer Packaging, then the maximum weight for the selected service is 68.2 kgs or 150 lbs.</i>

Table 17. Example Domestic Rate Request Input Transaction, continued

Field ID	Field Name	Max Length	Required/Optional	Valid For	Comments
22	Service Type	4	Required	Dom	<i>Service Type Required:</i>
					1 – Priority Overnight      D – First Overnight Package
					2 – Priority Pak      F – Express Saver Package
					3 – Priority Box      G – Express Saver Freight
					4 – Priority Tube      H – Express Saver Pak
					5 – Economy 2Day Package      I – Express Saver Letter
					6 – Priority Letter      J – Standard Overnight Pak
					7 – Standard Overnight Package      P – Standard Overnight Box
					8 – Standard Overnight Letter      Q – Standard Overnight Tube
					9 – Economy 2Day Pak      R – FedEx Ground
					0 – Economy 2Day Letter      S – FedEx Home Delivery
					A – Overnight Freight      T – FedEx 2Day Box
					B – 2Day Freight      U – FedEx 2Day Tube
					C – First Overnight Letter
24	Ship Date	8	Optional	Dom	The actual date when the package is given to FedEx. If omitted, the current date is used. A future shipment date may be up to 10 days ahead of today using this format: <b>CCYYMMDD</b> Example: August 1, 2007 = 20070801
26	Declared Value	6.0	Optional	Dom	The maximum liability to FedEx for loss, damage, or delay to the shipment. If blank, PassPort assumes declared value as referenced in the <a href="#">FedEx Service Guide</a> . You may declare a higher value and are charged a fee for the amount that exceeds the value referenced in the Service Guide.
57	Dimension Height	3	Required	Dom	Required when using your packaging or when shipping FedEx Express Freight. Input height in inches.
58	Dimension Width	3	Required	Dom	Required when using your packaging or when shipping FedEx Express Freight. Input width in inches.

Table 17. Example Domestic Rate Request Input Transaction, continued

Field ID	Field Name	Max Length	Required/Optional	Valid For	Comments
59	Dimension Length	3	Required	Dom	Required when using your packaging or when shipping FedEx Express Freight. Input length in inches.
75	Weight Units	3	Optional	Dom	If omitted, Weight Unit defaults to: <b>LBS</b> – For US senders <b>KGS</b> – For Canadian senders For FedEx SmartPost, the default value for intra-U.S. shipments is LBS. If KGS is used, it defaults to LBS.
112	Total Weight	8.0/8.1		Dom/Intl	One implied decimal place for KGS.
116	Number of Packages	3	Optional	Dom	The total number of packages in the shipment. Input 1 if there is only one package in the shipment.
117	Sender Country	2	Optional	Dom	If omitted, defaults to the current sender's country code. If provided, must match the current sender's country code.
498	Child Meter Number	9	Required	Dom	If there are multiple meters on the device, then the individual child meter number is required.
27	COD Flag	1	Optional	Dom	<b>Y</b> – Required for FedEx Express C.O.D. shipments. <b>N</b> – Default is <b>N</b> .
48	Hold at Location Zip or Postal Code	10	Optional	Dom	Required for FedEx Express Hold at Location packages. If blank, defaults to the recipient's ZIP or postal code.
54	COD Secured Flag	1	Optional	Dom	COD shipments only: <b>Y</b> – Cashiers check or money order required. <b>N</b> – Personal or company check allowed. If blank, defaults to <b>N</b> .
440	Residential Delivery Flag	1	Optional	Dom	Indicates the recipient's delivery address is residential. <b>Y</b> – Required to ship Home Delivery. Also needed for FedEx Express shipments in residential locations. <b>N</b> – If blank, defaults to <b>N</b> .
488	DG Cargo Aircraft Only	1	Optional	Dom	<b>Y</b> – Required when shipping Class 2.2 FedEx Express Dangerous Goods. <b>N</b> – If blank, defaults to <b>N</b> .



# Domestic Rate 002/102 Transaction

Table 17. Example Domestic Rate Request Input Transaction, continued

Field ID	Field Name	Max Length	Required/Optional	Valid For	Comments
492	Dangerous Goods Class	4	Optional	Dom	Required for FedEx Express Dangerous Goods shipments in numeric format. Not required for FedEx Ground Hazardous Materials shipments. Indicates whether shipment must be accessible on the plane. If both accessible and inaccessible dangerous goods are in the shipment, then indicate accessible dangerous goods.
1209#	Priority Alert Flag	1	Optional	Dom	<b>Y</b> – Required to select Priority Alert service. <b>N</b> – If blank, defaults to <b>N</b> . Number of occurrences per package = 1.
1529	List Rate Indicator	1	Optional	Dom	Calculate list rates: <b>1</b> – Do not calculate list rates. <b>2</b> – Calculate and return list and discounted rates, if possible, and override list rate System Settings. If blank or any value other than 1 or 2, calculate and return list and discounted rates, if possible.
1850	Priority Alert Plus Flag	1	Optional	Dom/Intl	Denotes the request for Priority Alert Plus special service. Includes human intervention for: • Re-icing • Gel Pack Replenishment • Cold Storage Valid values: Y = Yes N = No
2853	Bonus Discount Amount	11.2		Dom	Specifies the valid bonus discount amount for a FedEx Express Account Customer. Returned only if the customer is bonus enabled at the account level or configuration level.
3008	FedEx Ground AutoPOD Flag	1	Optional	Dom	<b>Y</b> – Required for Acknowledgement of Delivery (AutoPOD). <b>N</b> – If blank, defaults to <b>N</b> .
3009	FedEx Ground AOD Flag	1	Optional	Dom	<b>Y</b> – Required for AutoPOD via email, fax or regular mail. <b>N</b> – If blank, defaults to <b>N</b> .



# Domestic Rate 002/102 Transaction

Table 17. Example Domestic Rate Request Input Transaction, continued

Field ID	Field Name	Max Length	Required/Optional	Valid For	Comments
<b>3018</b>	Non-Standard Packaging Flag	1	Optional	Dom	<b>Y</b> – Indicates non-Standard packaging. <b>N</b> – If blank, defaults to <b>N</b> . If Field 3018 is passed in with a value of Y or y and Field 1273 (Packaging Type) is anything other than 1 or 01 – Customer Packaging, then PassPort will return error message, "Non-Standard Packaging special service is not valid with the selected packaging type."
<b>3019</b>	FedEx Home Delivery Signature Flag	1	Optional	Dom	<b>Y</b> – Required for Home Delivery Signature service. <b>N</b> – If blank, defaults to <b>N</b> .
<b>3020</b>	FedEx Home Delivery Type	1	Optional	Dom	<b>1</b> – Date Certain Delivery <b>2</b> – Evening Delivery <b>3</b> – Appointment Delivery If blank, defaults to no special delivery.
<b>4912</b>	AHS Type	5	Optional	Dom	Valid values: <b>1</b> – AHS Packaging <b>2</b> – AHS Weight <b>3</b> – AHS Dimension <b>4</b> – AHS Freight
<b>4913</b>	List AHS Type	5	Optional	Dom	Valid values: <b>1</b> – AHS Packaging <b>2</b> – AHS Weight <b>3</b> – AHS Dimension <b>4</b> – AHS Freight
<b>99</b>	End of Transaction	0	<b>Required</b>	Dom	99,"" indicates the end of the transaction.

## Domestic Rate Reply 102

This example shows the output file generated by FedEx Ship Manager® Software PassPort in horizontal format. The field numbers have been bolded for easier reading.



# Domestic Rate 002/102 Transaction

0,"102" 1,"1" 34,"1750" 35,"350" 36,"0" 37,"2100" 60,"2.0" 189,"0.00" 191,"0.00" 421,"0" 422,"0" 423,"0" 424,"0" 425,"0" 426,"0" 427,"0" 428,"0" 429,"0" 430,"0" 431,"N" 493,"0" 494,"0" 495,"0" 539,"0.00" 554,"0.00" 3010,"N" 3011,"N" 1393,"350" 2400,"0.00" 1507,"0.00" 1508,"0.00" 1509,"0.00" 1510,"0.00" 1512,"0.00" 1513,"0.00" 1514,"0.00" 1515,"0.00" 1516,"0.00" 1517,"0.00" 1518,"0.00" 1519,"0.00" 1520,"0.00" 1521,"0.00" 1522,"0.00" 1523,"0.00" 1524,"0.00" 1525,"0.00" 1526,"0.00" 1528,"0.00" 1529,"N" 1682,"0.00" 1683,"0.00" 1685,"0.00" 3076,"0.00" 3078,"0.00" 3079,"0.00" 3080,"0.00" 3081,"0.00" 3082,"0.00" 3083,"0.00" 2401,"0.00" 3084,"0.00"

Table 18. Example Domestic Rate Reply Output Transaction Fields

Field ID	Field Name	Max Length	Comments
0	Transaction Type	3	102
1	Transaction ID	40	
2	Error Code	4	
3	Error Message Text	80	
34	Gross Charge	11.2	Gross Charge is the total shipment charge for bundled rate quotes.
35	Total Surcharge Amount	11.2	The total surcharge for the shipment
36	Total Discount Amount	11.2	The total discount for the shipment
37	Net Charge/Total Package Charge	11.2	Net shipment charge for bundled rate quotes. Formula: Gross Charge – Total Discount Amount + Total Surcharge Amount = Net Charge
60	Billed Weight	9.0	Billed Weight is the total weight of the shipment or 100 if hundred weight bundling applies. No implied decimal for LBS.
112	Total Weight	8.0/8.1	One implied decimal place for KGS.
189	Goods and Services Sales Tax (GST)	11.2	
191	Provincial Sales Tax (PST)	11.2	
421	Declared Value Surcharge	11.2	
422	Offshore Surcharge	11.2	
423	Freight Delivery Area Surcharge	11.2	
424	Alaska Surcharge	11.2	



# Domestic Rate 002/102 Transaction

Table 18. Example Domestic Rate Reply Output Transaction Fields, continued

Field ID	Field Name	Max Length	Comments
425	Hawaii Surcharge	11.2	
426	Saturday Pickup Surcharge	11.2	
427	Saturday Delivery Surcharge	11.2	
428	Dangerous Goods / Hazardous Materials Surcharge	11.2	
429	Residential Surcharge	11.2	
430	COD Surcharge	11.2	
431	Dim Weight Indicator Flag	1	Y – Indicates dimmed weight was applied to the shipment instead of actual weight.
493	Freight Pickup Area Surcharge	11.2	
494	Inside Pick-Up Surcharge	11.2	
495	Inside Delivery Surcharge	11.2	
539	Harmonized Sales Tax (HST)	11.2	
551	Extra Hours Surcharge	11.2	
554	Delivery Area Surcharge	11.2	
1125	Rate Return Code	4	
1338	Priority Alert Surcharge	11.2	Returned only if greater than zero.
1393	Fuel Surcharge	11.2	Fuel Surcharge levied for variable fuel costs. Implied decimal.
1507	List Total Surcharge	11.2	
1508	List Shipment Notify Surcharge	11.2	
1509	List Saturday Delivery Surcharge	11.2	
1510	List Residential Surcharge	11.2	
1511	List Return Code	4	

Table 18. Example Domestic Rate Reply Output Transaction Fields, continued

Field ID	Field Name	Max Length	Comments
1512	List Priority Alert Surcharge	11.2	Returned only if greater than zero.
1513	List Saturday Pickup Surcharge	11.2	Returned only if greater than zero.
1514	List Inside Pickup Area Surcharge	11.2	Returned only if greater than zero.
1515	List Inside Delivery Surcharge	11.2	Returned only if greater than zero.
1516	List COD Surcharge	11.2	Returned only if greater than zero.
1517	List Freight Pickup Area Surcharge	11.2	Returned only if greater than zero.
1518	List Freight Delivery Area Surcharge	11.2	Returned only if greater than zero.
1519	List Gross Charge	11.2	
1520	List Fuel Surcharge	11.2	
1521	List Alaska Surcharge	11.2	
1522	List Delivery Area Surcharge	11.2	
1523	List Declared Value Surcharge	11.2	
1524	List Hawaii Surcharge	11.2	
1525	Courtesy Effective Discount	11.2	
1526	List Dangerous Goods Surcharge	11.2	
1528	List Net Charge	11.2	
1529	Rate Indicator	1	Indicator to determine whether Discount or List and Discounted rates should be returned. Not present = Legacy behavior: (Discount rate returned for Express, List for Ground) Valid values: 1 – Discount rate = N legacy 2 – List and discounted rates = Y legacy
1682	Oversize Surcharge	11.2	
1683	List Oversize Surcharge	11.2	



# Domestic Rate 002/102 Transaction

Table 18. Example Domestic Rate Reply Output Transaction Fields, continued

Field ID	Field Name	Max Length	Comments
1685	Piece Count Verification Surcharge	11.2	
1757	List Mexico IVA Tax	11.2	Valid value = Positive amounts only. <i>Note: The field length is an explicit 2 decimal places.</i>
1758	Mexico IVA Tax	11.2	Valid value = Positive amounts only. <i>Note: The field length is an explicit 2 decimal places.</i>
1851	Priority Alert Plus Surcharge	11	Returns the discounted surcharge for the Priority Alert Plus special service.
1852	List Priority Alert Plus Surcharge	11	The list surcharge returned for the Priority Alert Plus special service.
1860	List FICE Surcharge	11.2	Returns the list surcharge for the FedEx International Controlled Export (FICE) special service for all transactions returning rating information for special services where list rate return or a combination thereof has been requested.
1936	List Canadian Goods and Services Tax Surcharge	11.2	Returns the list rate GST surcharge associated with a Canadian shipment.
1937	List Canadian Harmonized Sales Tax Surcharge	11.2	Returns the list rate HST surcharge associated with a Canadian shipment.
1938	List Canadian Provincial Sales Tax Surcharge	11.2	Returns the list rate PST surcharge associated with a Canadian shipment.
2400	Signature Option Fee	11.2	
2401	List Signature Option Fee	11.2	
2853	Bonus Discount Amount	11.2	Specifies the valid bonus discount amount for a FedEx Express Account Customer. Returned only if the customer is bonus enabled at the account level or configuration level.
3004	AutoPOD Surcharge	11.2	
3005	AOD Surcharge	11.2	
3006	Oversize Surcharge	11.2	
3007	Other Oversize Surcharge	11.2	

# Domestic Rate 002/102 Transaction

Table 18. Example Domestic Rate Reply Output Transaction Fields, continued

Field ID	Field Name	Max Length	Comments
3010	Oversize I Indicator	1	Valid values: <b>Y</b> <b>N</b>
3011	Oversize II Indicator	1	Valid values: <b>Y</b> <b>N</b>
3013	Non-Standard Packaging Surcharge	11.2	
3018	Non-Standard Packaging Flag	1	<b>Y</b> – Indicates non-Standard packaging. <b>N</b> – If blank, defaults to <b>N</b> .  If Field 3018 is passed in with a value of Y or y and Field 1273 (Packaging Type) is anything other than 1 or 01 – Customer Packaging, then PassPort will return error message, "Non-Standard Packaging special service is not valid with the selected packaging type."
3027	Rural/Residential Surcharge	11.2	
3038	Home Delivery Signature Service Surcharge	11.2	
3039	Home Delivery Date Certain Surcharge	11.2	
3040	Home Delivery Appointment Surcharge	11.2	
3041	Home Delivery Evening Delivery Surcharge	11.2	
3042	Shipment Notification Surcharge	11.2	
3076	List Non-Standard Container Surcharge	11.2	
3078	List Signature Service Surcharge	11.2	
3079	List Evening Delivery Surcharge	11.2	
3080	List Date Certain Surcharge	11.2	

Table 18. Example Domestic Rate Reply Output Transaction Fields, continued

Field ID	Field Name	Max Length	Comments
3081	List AutoPOD Surcharge	11.2	
3082	List Appointment Delivery Surcharge	11.2	
3083	List AOD Surcharge	11.2	
3084	List Residential Rural Surcharge	11.2	
4027	List Third Party Consignee Surcharge	11.2	Returns the list rate surcharge associated with a Third Party Consignee shipment.
4889	List Net Freight Charge	11.2	Returns the List Net Freight Charge, which is the List Freight Charge plus the List Total Surcharges before Canada taxes.
4912	AHS Type	5	Valid values: 1 – AHS Packaging 2 – AHS Weight 3 – AHS Dimension 4 – AHS Freight
4913	List AHS Type	5	Valid values: 1 – AHS Packaging 2 – AHS Weight 3 – AHS Dimension 4 – AHS Freight
4914	Dry Ice Surcharge	11.2	Valid value = positive amount only <i>Note: The field length is an explicit 2 decimal places.</i>
4915	List Dry Ice Surcharge	11.2	Valid value = positive amount only <i>Note: The field length is an explicit 2 decimal places.</i>
99	End of Transaction	0	99,"" indicates the end of a transaction.

# 13 AssignNextTrackingNumber 004/104 Transaction

AssignNextTrackingNumberRequest004

AssignNextTrackingNumberReply104



# Assign Next Tracking Number 004/104 Transaction

## Assign Next Tracking Number Request 004

The format of the transaction input file may be vertical or horizontal. For this example, the field numbers have been bolded for easier reading.

**0**,"4"**1**,"Assign Next Tracking Number 01"**498**,"0760864"**499**,"1"**50**,"US"**99**,""

Table 19. Example Assign Next Tracking Number Input Transaction

Field ID	Field Name	Max Length	Required/ Optional	Valid For	Comments
<b>0</b>	Transaction Type	3	<b>Required</b>	Dom/Intl	004 or 4 required.
<b>1</b>	Transaction ID	40	<b>Required</b>	Dom/Intl	Recommended so you can identify transactions.
<b>498</b>	Child Meter Number	9	<b>Required</b>	Dom/Intl	If there are multiple meters on the device, the individual child meter number is required.
<b>499</b>	Tracking Number Type	1	<b>Required</b>	Dom/Intl	Required tracking number type: <b>1</b> – FedEx Express Domestic (Default) <b>2</b> – FedEx Express International <b>3</b> – FedEx Express International MPS <b>4</b> – FedEx Express Master COD <b>5</b> – FedEx Express MPS COD <b>6</b> – FedEx Ground
<b>50</b>	Recipient Country Code	2	<b>Required</b>	Dom/Intl	Recipient country code required. See the “Country Codes” table in the Appendix for a listing of country codes.
<b>99</b>	End of Transaction	0	<b>Required</b>	Dom/Intl	99,"" indicates the end of a transaction.

## Assign Next Tracking Number Reply 104

This example shows the output file generated by FedEx Ship Manager® Software PassPort in horizontal format. The field numbers have been bolded for easier reading.

**0**,"104"**1**,"Assign Next Tracking Number 01"**29**,"627146770356"**99**,""



# Assign Next Tracking Number 004/104 Transaction

Table 20. Example Assign Next Tracking Number Output Transaction

Field ID	Field Name	Max Length	Comments
0	Transaction Type	3	104
1	Transaction ID	40	
2	Error Code	4	
3	Error Message Text	80	
28	COD Return Tracking Number	15	Returned if a FedEx Express Master C.O.D. tracking number was requested in Field 499 (COD Freight Charge Type) if Field 499 = 4 – Order Charge Total (COD Amount + (Shipping Charges + Other Charges for All Packages)).
29	Tracking Number	15	The tracking number assigned.
526	Tracking Form ID	4	Identifies the type of shipment and is returned if a FedEx Express tracking number is requested.
527	COD Return Form ID	4	Returned if a FedEx Express Master C.O.D. tracking number is requested. 0321 FedEx Express Master C.O.D. Return
99	End of Transaction	0	99,"" indicates the end of a transaction



# 14 Domestic ServiceCommitment 005/105 Transaction

Domestic Service Commitment Request 005 Domestic  
Service Commitment Reply 105



# Domestic Service Commitment 005/105 Transaction

## Domestic Service Commitment Request 005

The format of the transaction input file may be vertical or horizontal. For this example, the field numbers have been bolded for easier reading.

**0**,"005"**1**,"Domestic Service Commitment Request"**4**,"XYZ Corporation"**5**,"123 Main Street"**7**,"Memphis"**8**,"TN"**9**,"38120"**11**,"ABC Incorporated"**13**,"1122 Washington Avenue"**15**,"San Diego"**16**,"CA"**17**,"92121"**20**,"285150779"**21**,"1"**22**,"1"**23**,"1"**498**,"0760864"**99**,""

Table 21. Example Domestic Service Commitment Request Input Transaction

Field ID	Field Name	Max Length	Required/Optional	Valid For	Comments
<b>0</b>	Transaction Type	3	<b>Required</b>	Dom	005 or 5 required.
<b>1</b>	Transaction ID	40	Optional	Dom	Recommended so you can identify transactions.
<b>4</b>	Sender Company Name	35	Optional	Dom	Input the name of your company.
<b>5</b>	Sender Address Line 1	35	<b>Required</b>	Dom	Input the first address line of your company address.
<b>7</b>	Sender City	35	<b>Required</b>	Dom	Input the city where your company is located.
<b>8</b>	Sender State/Province	2	<b>Required</b>	Dom	Must match the sender's state code.
<b>9</b>	Sender Zip/Postal	10	<b>Required</b>	Dom	Must match the shipper's ZIP or postal code.
<b>11</b>	Recipient's Company Name	35	<b>Required</b>	Dom	Required if Field 12 (Recipient Contact Name) is not provided.
<b>12</b>	Recipient Contact Name	35	<b>Required</b>	Dom	Required if Field 11 (Recipient Company Name) is not provided.
<b>13</b>	Recipient Address 1	35	<b>Required</b>	Dom	Recipient primary street address line required.
<b>15</b>	Recipient City	24	<b>Required</b>	Dom	The recipient city is required.
<b>16</b>	Recipient State	2	<b>Required</b>	Dom	The recipient state abbreviation is required.
<b>17</b>	Recipient Zip/Postal Code	10	<b>Required</b>	Dom	The recipient ZIP or postal code required.
<b>20</b>	Payor Account Number	9	<b>Required</b>	Dom	Required.
<b>21</b>	Package Weight	8.2	<b>Required</b>	Dom	Input the weight of each package in the shipment. (See examples.) <b>LBS</b> – Requires a whole number <b>KGS</b> – Includes one implied decimal place



# Domestic Service Commitment 005/105 Transaction

Table 21. Example Domestic Service Commitment Request Input Transaction, continued

Field ID	Field Name	Max Length	Required/ Optional	Valid For	Comments
					<i>Note: For intra-DMX shipments (FO, SO, PO), if Field 1273 (Packaging Type) = 01 – Customer Packaging, then the maximum weight for the selected service is 68.2 kgs or 150 lbs.</i>
22	Service and Packaging Type	4	Required	Dom	Service Type required:
					1 – Priority Overnight
					2 – Priority Pak
					3 – Priority Box
					4 – Priority Tube
					5 – Economy 2Day Package
					6 – Priority Letter
					7 – Standard Overnight Package
					8 – Standard Overnight Letter
					9 – Economy 2Day Pak
					0 – Economy 2Day Letter
					A – Overnight Freight
					B – 2Day Freight
					C – First Overnight Letter
23	Payment Type Code	1	Required	Dom	Valid payment codes:
					1 – Bill Sender/Prepaid
					2 – Bill Recipient
					3 – Bill 3rd Party
					4 – Collect (FedEx Ground only)
24	Ship Date	8	Optional	Dom	The actual date the shipment is given to FedEx. If omitted, then the current date is used. A future shipment date may be up to 10 days ahead of the current date.



# Domestic Service Commitment 005/105 Transaction

Table 21. Example Domestic Service Commitment Request Input Transaction, continued

Field ID	Field Name	Max Length	Required/ Optional	Valid For	Comments
					Format: <b>CCYYMMDD</b> . Example: July 1, 2005 = <b>20050701</b> .
<b>48</b>	FedEx Express HAL Postal Code	10	<b>Required</b>	Dom	Required for Hold at Location. If blank, defaults to the recipient's ZIP or postal code.
<b>50</b>	Recipient Country Code	2	Optional	Dom	<b>US</b> – US shippers. <b>CA</b> – Canadian shippers.
<b>75</b>	Weight Units	3	Optional	Dom	If omitted, Weight Unit defaults to: <b>LBS</b> – For US senders <b>KGS</b> – For Canadian senders For FedEx SmartPost, the default value for intra-U.S. shipments is LBS. If KGS is used, it defaults to LBS.
<b>117</b>	Sender Country	2	Optional	Dom	If omitted, defaults to the country code for the current sender. If provided, must match the sender's country code.
<b>498</b>	Child Meter Number	9	<b>Required</b>	Dom	If there are multiple meters on the device, then the individual child meter number is required.
<b>99</b>	End of Transaction	0	<b>Required</b>	Dom	99,"" indicates the end of a transaction.

## Domestic Service Commitment Reply 105

This example shows the output file generated by FedEx Ship Manager® Software PassPort in horizontal format. The field numbers have been bolded for easier reading.

**0**,"105"**1**,"Domestic Service Commitment Request"**33**,"A1"**496**,"H1"**99**,""

Table 22. Example Domestic Service Commitment Reply Output Transaction

Field ID	Field Name	Max Length	Comments
<b>0</b>	Transaction Type	3	105



# Domestic Service Commitment 005/105 Transaction

Table 22. Example Domestic Service Commitment Reply Output Transaction, continued

Field ID	Field Name	Max Length	Comments
1	Transaction ID	40	
2	Error Code	4	
3	Error Message Text	80	
33	Service Commitment	2	
496	Freight Service Commitment	2	The service commitment code for FedEx Express freight services.
99	End of Transaction	0	99,"" indicates the end of a transaction.

# 15 Domestic Route 006/106 Transaction

Domestic Route Request 006

Domestic Route Reply 106



# Domestic Route 006/106 Transaction

## Domestic Route Request 006

The format of the transaction input file may be vertical or horizontal. For this example, the field numbers have been bolded for easier reading.

**0**,"006"**1**,"Domestic Route Request"**4**,"XYZ Corporation"**5**,"123 Main Street"**7**,"Memphis"**8**,"TN"**9**,"38120"**11**,"ABC Incorporated"**13**,"1122 Washington Avenue"**15**,"San Diego"**16**,"CA"**17**,"92121"**20**,"285150779"**21**,"1"**22**,"1"**23**,"1"**526**,"0201"**498**,"0760864"**99**,""

Table 23. Example Domestic Route Request Input Transaction

Field ID	Field Name	Max Length	Required/Optional	Valid For	Comments
<b>0</b>	Transaction Type	3	<b>Required</b>	Dom	006 or 6 required.
<b>1</b>	Transaction ID	40	Optional	Dom	Recommended so you can identify transactions.
<b>4</b>	Sender Company Name	35	Optional	Dom	Input the name of your company.
<b>5</b>	Sender Address Line 1	35	<b>Required</b>	Dom	Input the first address line of your company address.
<b>7</b>	Sender City	35	<b>Required</b>	Dom	Input the city where your company is located.
<b>8</b>	Sender State/Province	2	Optional	Dom	If omitted, defaults to the state or province abbreviation for the current sender. If provided, must match sender's state or province code.
<b>9</b>	Sender Zip/Postal	10	Optional	Dom	If omitted, defaults to the ZIP or postal code for the current sender. If provided, must match the shipper's ZIP or postal code.
<b>11</b>	Recipient's Company Name	35	<b>Required</b>	Dom	Required if Field 12 (Recipient Contact Name) is not provided.
<b>12</b>	Recipient Contact Name	35	<b>Required</b>	Dom	Required if Field 11 (Recipient Company Name) is not provided.
<b>13</b>	Recipient Address 1	35	<b>Required</b>	Dom	Recipient primary street address line required.
<b>15</b>	Recipient City	24	<b>Required</b>	Dom	Recipient city required.
<b>16</b>	Recipient State	2	<b>Required</b>	Dom	Recipient state abbreviation or province code required.
<b>17</b>	Recipient Zip/Postal Code	10	<b>Required</b>	Dom	Recipient ZIP or postal code required.

# Domestic Route 006/106 Transaction

Table 23. Example Domestic Route Request Input Transaction, continued

Field ID	Field Name	Max Length	Required/ Optional	Valid For	Comments																												
21	Package Weight	8.2	Required	Dom	<p>Specify the weight of each package in the shipment.</p> <p>(See “FedEx Intra-<del>U</del>S. Multiple Piece Shipment (MPS) Input Transaction” on page 33 and “FedEx International Multiple Piece Shipment with Commercial Invoice Input Transaction” on page 38 for MPS sample transactions).</p> <p>Specify the weight of the package using the Weight Unit (LBS or KGS) defined in Field 75.</p> <p><b>LBS</b> – Requires a whole number</p> <p><b>KGS</b> – Includes one implied decimal place</p> <p><i>Note: For intra-<del>MX</del> shipments (FO, SO, PO), if Field 1273 (Packaging Type) = <b>01</b> – Customer Packaging, then the maximum weight for the selected service is 68.2 kgs or 150 lbs.</i></p>																												
22	Service and Packaging Type	4	Required	Dom	<table><tr><td colspan="2">Service Type required:</td></tr><tr><td><b>1</b> – Priority Overnight</td><td><b>D</b> – First Overnight Package</td></tr><tr><td><b>2</b> – Priority Pak</td><td><b>F</b> – Express Saver Package</td></tr><tr><td><b>3</b> – Priority Box</td><td><b>G</b> – Express Saver Freight</td></tr><tr><td><b>4</b> – Priority Tube</td><td><b>H</b> – Express Saver Pak</td></tr><tr><td><b>5</b> – Economy 2Day Package</td><td><b>I</b> – Express Saver Letter</td></tr><tr><td><b>6</b> – Priority Letter</td><td><b>J</b> – Standard Overnight Pak</td></tr><tr><td><b>7</b> – Standard Overnight Package</td><td><b>P</b> – Standard Overnight Box</td></tr><tr><td><b>8</b> – Standard Overnight Letter</td><td><b>Q</b> – Standard Overnight Tube</td></tr><tr><td><b>9</b> – Economy 2Day Pak</td><td><b>R</b> – FedEx Ground</td></tr><tr><td><b>0</b> – Economy 2Day Letter</td><td><b>S</b> – FedEx Home Delivery</td></tr><tr><td><b>A</b> – Overnight Freight</td><td><b>T</b> – FedEx 2Day Box</td></tr><tr><td><b>B</b> – 2Day Freight</td><td><b>U</b> – FedEx 2Day Tube</td></tr><tr><td><b>C</b> – First Overnight Letter</td><td></td></tr></table>	Service Type required:		<b>1</b> – Priority Overnight	<b>D</b> – First Overnight Package	<b>2</b> – Priority Pak	<b>F</b> – Express Saver Package	<b>3</b> – Priority Box	<b>G</b> – Express Saver Freight	<b>4</b> – Priority Tube	<b>H</b> – Express Saver Pak	<b>5</b> – Economy 2Day Package	<b>I</b> – Express Saver Letter	<b>6</b> – Priority Letter	<b>J</b> – Standard Overnight Pak	<b>7</b> – Standard Overnight Package	<b>P</b> – Standard Overnight Box	<b>8</b> – Standard Overnight Letter	<b>Q</b> – Standard Overnight Tube	<b>9</b> – Economy 2Day Pak	<b>R</b> – FedEx Ground	<b>0</b> – Economy 2Day Letter	<b>S</b> – FedEx Home Delivery	<b>A</b> – Overnight Freight	<b>T</b> – FedEx 2Day Box	<b>B</b> – 2Day Freight	<b>U</b> – FedEx 2Day Tube	<b>C</b> – First Overnight Letter	
Service Type required:																																	
<b>1</b> – Priority Overnight	<b>D</b> – First Overnight Package																																
<b>2</b> – Priority Pak	<b>F</b> – Express Saver Package																																
<b>3</b> – Priority Box	<b>G</b> – Express Saver Freight																																
<b>4</b> – Priority Tube	<b>H</b> – Express Saver Pak																																
<b>5</b> – Economy 2Day Package	<b>I</b> – Express Saver Letter																																
<b>6</b> – Priority Letter	<b>J</b> – Standard Overnight Pak																																
<b>7</b> – Standard Overnight Package	<b>P</b> – Standard Overnight Box																																
<b>8</b> – Standard Overnight Letter	<b>Q</b> – Standard Overnight Tube																																
<b>9</b> – Economy 2Day Pak	<b>R</b> – FedEx Ground																																
<b>0</b> – Economy 2Day Letter	<b>S</b> – FedEx Home Delivery																																
<b>A</b> – Overnight Freight	<b>T</b> – FedEx 2Day Box																																
<b>B</b> – 2Day Freight	<b>U</b> – FedEx 2Day Tube																																
<b>C</b> – First Overnight Letter																																	
23	Payment Type Code	1	Required	Dom	<p>Valid payment codes:</p> <p><b>1</b> – Bill Sender/Prepaid</p>																												



# Domestic Route 006/106 Transaction

Table 23. Example Domestic Route Request Input Transaction, continued

Field ID	Field Name	Max Length	Required/ Optional	Valid For	Comments
					<b>2</b> – Bill Recipient <b>3</b> – Bill 3rd Party <b>4</b> – Collect (FedEx Ground only)
<b>24</b>	Ship Date	8	Optional	Dom	The actual date the shipment is given to FedEx. If omitted, the current date is used. A future ship date may be up to 10 days ahead of the current date. Format: CCYYMMDD Example: July 1, 2009 = 20090701
<b>29</b>	Tracking Number	15	<b>Required</b>	Dom	Required if an ASTRA string should be returned in the reply transaction.
<b>48</b>	FedEx HAL Postal Code	10	<b>Required</b>	Dom	Required for Hold at Location. If blank, defaults to the recipient's ZIP or postal code.
<b>75</b>	Weight Units	3	Optional	Dom	If omitted, Weight Unit defaults to: <b>LBS</b> – For US senders <b>KGS</b> – For Canadian senders For FedEx SmartPost, the default value for intra-U.S. shipments is LBS. If KGS is used, it defaults to LBS.
<b>117</b>	Sender Country	2	Optional	Dom	If omitted, defaults to the current sender's country code. If provided, must match the current sender's country code.
<b>488</b>	DG Cargo Aircraft Only	7	<b>Required</b>	Dom	Required for dangerous goods commodities that can have an inaccessible and accessible class.
<b>492</b>	Dangerous Goods Class	4	Optional	Dom	Required for FedEx Express Dangerous Goods shipments in numeric format. Not required for FedEx Ground Hazardous Materials shipments. Indicates whether shipment must be accessible on the plane. If both accessible and inaccessible dangerous goods are in the shipment, then indicate accessible dangerous goods.
<b>498</b>	Child Meter Number	9	<b>Required</b>	Dom/Intl	If there are multiple meters on the device, then the individual child meter number is required.
<b>526</b>	Tracking Form ID	4	<b>Required</b>	Dom	Identifies the type of shipment and is returned if a FedEx Express tracking number is requested.
<b>99</b>	End of Transaction	0	<b>Required</b>	Dom	99,"" indicates the end of a transaction



# Domestic Route 006/106 Transaction

## Domestic Route Reply 106

This example shows the output file generated by FedEx Ship Manager® Software PassPort in horizontal format. The field numbers have been bolded for easier reading.

**0**,"106"**1**,"Domestic Route Request"**30**,"XH RBLA "**33**,"A1"**194**,"THU"**195**,"SAN" **409**,"20051222"**99**,""

Table 24. Example Domestic Route Reply Output Transaction

Field ID	Field Name	Max Length	Comments
<b>0</b>	Transaction Type	3	106
<b>1</b>	Transaction ID	40	
<b>2</b>	Error Code	4	
<b>3</b>	Error Message Text	80	
<b>30</b>	URSA (Routing) Code	8	The FedEx routing code assigned by server.
<b>33</b>	Service Commitment Code	2	Service commitment available for this area and service type. See the <a href="#">FedEx Service Guide</a> .
<b>65</b>	ASTRA Bar Code Data	32	The ASTRA barcode data used by FedEx to route the package.
<b>112</b>	Total Weight	8.0/8.1	One implied decimal place for KGS.
<b>194</b>	Delivery Day	3	Valid values for the day of week: <b>SUN</b> – Sunday <b>MON</b> – Monday <b>TUE</b> – Tuesday <b>WED</b> – Wednesday <b>THU</b> – Thursday <b>FRI</b> – Friday <b>SAT</b> – Saturday
<b>195</b>	Routing Location ID/ Destination Ramp ID	5	The routing location ID printed on the ASTRA label.



# Domestic Route 006/106 Transaction

Table 24. Example Domestic Route Reply Output Transaction, continued

Field ID	Field Name	Max Length	Comments
409	Delivery Date	6	The delivery date printed on the label. Format: <b>MMDDYY</b> <b>Important:</b> This field must be converted for labels, which require the DDMMYY format, such as 03FEB08.
496	FedEx Express Freight Service Commitment Code	2	Service commitment available for this area and service type. See the <a href="#">FedEx Service Guide</a> .
1507	List Total Surcharge	11.2	
1508	List Shipment Notify Surcharge	11.2	
1509	List Saturday Delivery Surcharge	11.2	
1510	List Residential Surcharge	11.2	
1511	List Return Code	11.2	
1512	List Priority Alert Surcharge	11.2	
1513	List Saturday Pickup Surcharge	11.2	
1514	List Inside Pickup Area Surcharge	11.2	
1515	List Inside Delivery Surcharge	11.2	
1516	List COD Surcharge	11.2	
1517	List Freight Pickup Area Surcharge	11.2	
1518	List Freight Delivery Area Surcharge	11.2	
1519	List Gross Charge	11.2	
1520	List Fuel Surcharge	11.2	
1521	List Alaska Surcharge	11.2	
1522	List Delivery Area Surcharge	11.2	
1523	List Declared Value Surcharge	11.2	
1524	List Hawaii Surcharge	11.2	
1525	Courtesy Effective Discount	11.2	

Table 24. Example Domestic Route Reply Output Transaction, continued

Field ID	Field Name	Max Length	Comments
1526	List Dangerous Goods Surcharge	11.2	
2853	Bonus Discount Amount	11.2	Specifies the valid bonus discount amount for a FedEx Express Account Customer. Returned only if the customer is bonus enabled at the account level or configuration level.
3004	AutoPOD Surcharge	11.2	
3005	AOD Surcharge	11.2	
3006	Oversize Surcharge	11.2	
3007	Other Oversize Surcharge	11.2	
3013	Non-Standard Packaging Surcharge	11.2	
3018	Non-Standard Packaging Flag	1	<b>Y</b> – Indicates non-Standard packaging. <b>N</b> – If blank, defaults to <b>N</b> .  If Field 3018 is passed in with a value of <b>Y</b> or <b>y</b> and Field 1273 (Packaging Type) is anything other than 1 or 01 – Customer Packaging, then PassPort will return error message, "Non-Standard Packaging special service is not valid with the selected packaging type."
3027	Rural/Residential Surcharge	11.2	
3042	Shipper Notification Surcharge	11.2	
3076	List Non-Standard Container Surcharge	11.2	
3078	List Signature Service Surcharge	11.2	
3079	List Evening Delivery Surcharge	11.2	
3080	List Date Certain Surcharge	11.2	
3081	List AutoPOD Surcharge	11.2	
3082	List Appointment Delivery Surcharge	11.2	
3083	List AOD Surcharge	11.2	
3084	List Residential Rural Surcharge	11.2	
4912	AHS Type	5	Valid values: <b>1</b> – AHS Packaging

# Domestic Route 006/106 Transaction

Table 24. Example Domestic Route Reply Output Transaction, continued

Field ID	Field Name	Max Length	Comments
			<b>2</b> – AHS Weight <b>3</b> – AHS Dimension <b>4</b> – AHS Freight
<b>4913</b>	List AHS Type	5	Valid values: <b>1</b> – AHS Packaging <b>2</b> – AHS Weight <b>3</b> – AHS Dimension <b>4</b> – AHS Freight
<b>99</b>	End of Transaction	0	99,"" indicates the end of a transaction

# 16 EndofDay007/107 Transaction

End of Day Request 007

End of Day Reply 107



# End of Day 007/107 Transaction

## End of Day Request 007

The format of the transaction input file may be vertical or horizontal. For this example, the field numbers have been bolded for easier reading.

0,"007"**1**,"End of Day"**498**,"0760864"**99**,""

Table 25. Example End of Day Request Input Transaction

Field ID	Field Name	Max Length	Required/ Optional	Valid For	Comments
<b>0</b>	Transaction type	3	<b>Required</b>	Dom/Intl	007 or 7 is required.
<b>1</b>	Transaction ID	40	Optional	Dom/Intl	A unique transaction identifier is recommended to identify the transaction.
<b>498</b>	Child Meter Number	9	<b>Required</b>	Dom/Intl	If there are multiple meters on the device, then the individual child meter number is required.
<b>548</b>	Close Status Request Flag	1	Optional	Dom/Intl	<b>Y</b> – Indicates that the system is to return the meter's Close status, but not to close the meter. <i>Note: Field 549 in the 107 End of Day Reply transaction indicates the current status of the Close process for the specified meter number.</i>
<b>3025</b>	Carrier Code	4	Optional	Dom/Intl	Valid values: <b>FDXA</b> – All <b>FDXS</b> – FedEx SmartPost <b>FDXE</b> – FedEx Express <b>FDXG</b> – FedEx Ground If Field 3025 is omitted, or passed with no value, then the field defaults to <b>FDXA</b> , which will close all shipments including FedEx SmartPost shipments.
<b>99</b>	End of Transaction	0	<b>Required</b>	Dom/Intl	99,"" indicates the end of a transaction.

## End of Day Reply 107

This example shows the output file generated by FedEx Ship Manager® Software PassPort in horizontal format. The field numbers have been bolded for easier reading.

0,"107"**1**, End of Day"**99**,""

Table 26. Example End of Day Reply Output Transaction

Field ID	Field Name	Max Length	Comments
0	Transaction Type	3	107
1	Transaction ID	40	
2	Error Code	4	
3	Error Message Text	80	
24	Ship Date	8	Returned only for Close Status query per Field 548 (Close Status Request Flag). Format: <b>CCYYMMDD</b>
549	Close Status Code	4	Close status codes: <i>Note: Field 548 must be set to Y to generate a close reply.</i>
			0000 – Idle (either before or after Close)
			0001 – Move Closing shipments from the ship tables to the ship close tables
			0002 – Rate packages which have not been rated
			0003 – Bundle packages
			0004 – Assign domestic invoice numbers
			0005 – Assign deleted invoice numbers
			0006 – Assign international invoice numbers
			0007 – Build Domestic Shipment Revenue File
			0008 – Build Delete Shipment Revenue File (domestic only)
			0009 – Build International Shipment Revenue File
			0010 – Reserved for future use
			0011 – Move closed shipments from the Ship Close Table to the Ship History Table
			0012 – Print Close Reports (Includes all status before and during close status upload)
			0014 – Waiting on Invoice
			0015 – Invoice Failure
			0016 – Printing Reports
			0017 – Reconciling
			0018 – Invoice Available
1115	Ship Time	6	Returned only in a Close query. Format: <b>HHMMSS</b>
99	End of Transaction	0	99,""

# 17 International Rate Request 052/152 Transaction

International Rate Request 052

International Rate Reply 152



# International Rate Request 052/152Transaction

## International Rate Request 052

The format of the transaction input file may be vertical or horizontal. For this example, the field numbers have been bolded for easier reading.

**0**,"52"**1**,"1"**15**,"450201812"**16**,"TN"**17**,"38115"**18**,"9012603013"**22**,"1"**50**,"FR"**76**,"1"**77**,"5"**498**,"0760864"**99**,""

Table 27. Example International Rate Request Input Transaction

Field ID	Field Name	Max Length	Required/Optional	Valid For	Comments
<b>0</b>	Transaction Type	3	<b>Required</b>	Intl	052 or 52 is required.
<b>1</b>	Transaction ID	40	<b>Required</b>	Dom/Intl	The transaction ID allows you to link the transaction reply to the transaction request.
<b>15</b>	Recipient City	24	<b>Required</b>	Dom/Intl	Recipient city required.
<b>16</b>	Recipient State/Province	2	<b>Required</b>	Intl	Recipient state or province code required.
<b>17</b>	Recipient Postal Code	10	<b>Required</b>	Intl	Recipient ZIP or postal code required.
<b>22</b>	Service Type	2	<b>Required</b>	Intl	Valid Services and Packaging:
					<b>1</b> – FedEx International Priority Your Packaging <b>F</b> – FedEx International Economy Freight Your Packaging
					<b>2</b> – FedEx International Priority FedEx Pak <b>N</b> – FedEx International Priority FedEx Box
					<b>5</b> – FedEx International Economy Your Packaging <b>O</b> – FedEx International Priority FedEx Tube
					<b>6</b> – FedEx International Priority FedEx Envelope <b>P</b> – FedEx International Economy FedEx Envelope
					<b>7</b> –FedExInternationalPriorityFreightYourPackaging <b>Q</b> – FedEx International Economy FedEx Pak
					<b>A</b> – FedEx International First Your Packaging <b>R</b> – FedEx International Economy FedEx Box
					<b>B</b> – FedEx International First FedEx Pak <b>S</b> – FedEx International Economy FedEx Tube
					<b>C</b> – FedEx International First FedEx Envelope <b>T</b> – FedEx International First FedEx Box
					<b>D</b> – FedEx International Priority 10kg Box <b>U</b> – FedEx International First FedEx Tube
					<b>E</b> – FedEx International Priority 25 kg Box <b>V</b> – FedEx International Ground Your Packaging



# International Rate Request 052/152Transaction

Table 27. Example International Rate Request Input Transaction, continued

Field ID	Field Name	Max Length	Required/ Optional	Valid For	Comments
50	Recipient Country Code	2	Required	Intl	Recipient country code required. See the "Country Codes" table in the Appendix.
68	Currency Type	3	Optional	Intl	Enter the three-character currency code used to calculate declared value for customs. If blank, defaults to: <b>USD</b> – U.S. Dollars for U.S. senders <b>CAD</b> – Canadian Dollars for Canada <b>NMP</b> – New Mexican Peso for MX See the "Currency Codes" table in the Appendix.
76	Package 1	3	Required	Intl	Input the number of packages described on line 1 of the air waybill or commercial invoice.
77	Weight 1	6.0/6.1	Required	Intl	Input the total weight of the packages on line 1. No implied decimal place if weight type is LBS. One implied decimal place if weight type is KGS.
112	Total Weight	8.0 / 8.1		Dom/Intl	One implied decimal place for KGS.
119	Total Customs Value for International Document Shipments (PIB) <i>See fields 2030 – 2142.</i>	14.2	Required	Intl	This field should be used for international document shipments only. Input the declared value for Customs is required for international document (PIB) shipments only. For EMEA and APAC regions, field cannot exceed 999999999999.99.
498	Child Meter Number	9	Required	Dom/Intl	If there are multiple meters on the device, then the individual child meter number is required.
2853	Bonus Discount Amount	11.2		Dom	Specifies the valid bonus discount amount for a FedEx Express Account Customer. Returned only if the customer is bonus enabled at the account level or configuration level.
3018#	Non-Standard Packaging Flag	1	Optional	Intl	<b>Y</b> – Indicates irregular or infrequent packaging for FedEx Express domestic and international shipments. <b>N</b> – Defaults to <b>N</b> if field is blank. Number of occurrences per package = 1. If Field 3018 is passed in with a value of Y or y and Field 1273 (Packaging Type) is anything other than 1 or 01 – Customer Packaging, then PassPort will return error message, "Non-Standard Packaging special service is not valid with the selected packaging type."



# International Rate Request 052/152Transaction

Table 27. Example International Rate Request Input Transaction, continued

Field ID	Field Name	Max Length	Required/ Optional	Valid For	Comments
<b>4912</b>	AHS Type	5	Optional	Dom	Valid values: 1 – AHS Packaging 2 – AHS Weight 3 – AHS Dimension 4 – AHS Freight
<b>4913</b>	List AHS Type	5	Optional	Dom	Valid values: 1 – AHS Packaging 2 – AHS Weight 3 – AHS Dimension 4 – AHS Freight
<b>99</b>	End of Transaction	0	<b>Required</b>	Intl	99,""" indicates the end of a transaction.

## International Rate Reply 152

This example shows the output file generated by FedEx Ship Manager® Software PassPort in horizontal format. The field numbers have been bolded for easier reading.

**0**,"152"**1**,"1"**34**,"4750"**35**,"950"**36**,"0"**37**,"5700"**60**,"1.0"**421**,"0"**422**,"0"**423**,"0"**426**,"0"**428**,"0"**429**,"0"**431**,"N"**493**,"0"**494**,"0"**495**,"0"**99**,""

Table 28. Example International Rate Reply Output Transaction

Field ID	Field Name	Max Length	Comments
<b>0</b>	Transaction Type	3	152
<b>1</b>	Transaction ID	40	
<b>2</b>	Error Code	4	
<b>3</b>	Error Message Text	80	
<b>34</b>	Gross Charge	11.2	



# International Rate Request 052/152Transaction

Table 28. Example International Rate Reply Output Transaction, continued

Field ID	Field Name	Max Length	Comments
37	Net Charge	11.2	Net charge = gross charge – total discount amount + total surcharge amount.
35	Total Surcharge Amount	11.2	
36	Total Discount Amount	11.2	
60	Billed Weight	9.0/ 9.1	One implied decimal for KGS only.
112	Total Weight	8.0 / 8.1	One implied decimal place for KGS.
189	Goods and Services Sales Tax (GST)	11.2	
191	Provincial Sales Tax (PST)	11.2	
421	Declared Value Surcharge	11.2	
422	Offshore Surcharge	11.2	
423	Freight Delivery Area Surcharge	11.2	
424	Alaska Surcharge	11.2	
425	Hawaii Surcharge	11.2	
426	Saturday Pickup Surcharge	11.2	
428	Dangerous Goods Surcharge	11.2	
429	Residential Surcharge	11.2	
430	COD Surcharge	11.2	
431	Dim Weight Indicator Flag	1	Dimmed weight is applied, not actual weight.
493	Freight Pickup Area Surcharge	11.2	
494	Inside Pickup Surcharge	11.2	Freight Services only.
495	Inside Delivery Surcharge	11.2	Freight Services only.
539	Harmonized Sales Tax (HST)	11.2	
1125	Rate Return Code	11.2	
1338	Priority Alert Surcharge	11.2	Returned only if greater than 0.



# International Rate Request 052/152Transaction

Table 28. Example International Rate Reply Output Transaction, continued

Field ID	Field Name	Max Length	Comments
1507	List Total Surcharge	11.2	
1508	List Shipment Notify Surcharge	11.2	
1509	List Saturday Delivery Surcharge	11.2	
1510	List Residential Surcharge	11.2	
1511	List Return Code	11.2	
1512	List Priority Alert Surcharge	11.2	
1513	List Saturday Pickup Surcharge	11.2	
1514	List Inside Pickup Area Surcharge	11.2	
1515	List Inside Delivery Surcharge	11.2	
1516	List COD Surcharge	11.2	
1517	List Freight Pickup Area Surcharge	11.2	
1518	List Freight Delivery Area Surcharge	11.2	
1519	List Gross Charge	11.2	
1520	List Fuel Surcharge	11.2	
1521	List Alaska Surcharge	11.2	
1522	List Delivery Area Surcharge	11.2	
1523	List Declared Value Surcharge	11.2	
1524	List Hawaii Surcharge	11.2	
1525	Courtesy Effective Discount	11.2	
1526	List Dangerous Goods Surcharge	11.2	
1527	FICE Surcharge	11.2	A \$50.00 surcharge is applied to all International Controlled Exports. If the surcharge is applied, then it is returned in the reply transaction.
1851	Priority Alert Plus Surcharge	11	Returns the discounted surcharge for the Priority Alert Plus special service.



# International Rate Request 052/152Transaction

Table 28. Example International Rate Reply Output Transaction, continued

Field ID	Field Name	Max Length	Comments
1852	List Priority Alert Plus Surcharge	11	The list surcharge returned for the Priority Alert Plus special service.
1860	List FICE Surcharge	11.2	Returns the list surcharge for the FedEx International Controlled Export (FICE) special service for all transactions returning rating information for special services where list rate return or a combination thereof has been requested.
1936	List Canadian Goods and Services Tax Surcharge	11.2	Returns the list rate GST surcharge associated with a Canadian shipment.
1937	List Canadian Harmonized Sales Tax Surcharge	11.2	Returns the list rate HST surcharge associated with a Canadian shipment.
1938	List Canadian Provincial Sales Tax Surcharge	11.2	Returns the list rate PST surcharge associated with a Canadian shipment.
2198	List Clearance Entry Fee Surcharge	11.2	
2199	Clearance Entry Fee Surcharge	11.2	
2395	TPC (Third Party Consignee) Surcharge	11.2	<i>Note: Customers are set up for TPC on a contractual basis.</i> Returned when field 3309 (TPC Flag) = Y.
2853	Bonus Discount Amount	11.2	Specifies the valid bonus discount amount for a FedEx Express Account Customer. Returned only if the customer is bonus enabled at the account level or configuration level.
3004	AutoPOD Surcharge	11.2	
3005	AOD Surcharge	11.2	
3006	Oversize Surcharge	11.2	
3007	Other Oversize Surcharge	11.2	
3013	Non-Standard Packaging Surcharge	11.2	
3018	Non-Standard Packaging Flag	1	<b>Y</b> – Indicates non-standard packaging. <b>N</b> – If blank, defaults to N. If Field 3018 is passed in with a value of Y or y and Field 1273 (Packaging Type) is anything other than 1 or 01 – Customer Packaging, then PassPort will return error message, "Non-Standard Packaging special service is not valid with the selected packaging type."
3027	Rural/Residential Surcharge	11.2	



# International Rate Request 052/152Transaction

Table 28. Example International Rate Reply Output Transaction, continued

Field ID	Field Name	Max Length	Comments
3042	Shipper Notification Surcharge	11.2	
3076	List Non-Standard Container Surcharge	11.2	
3078	List Signature Service Surcharge	11.2	
3079	List Evening Delivery Surcharge	11.2	
3080	List Date Certain Surcharge	11.2	
3081	List AutoPOD Surcharge	11.2	
3082	List Appointment Delivery Surcharge	11.2	
3083	List AOD Surcharge	11.2	
3084	List Residential Rural Surcharge	11.2	
4027	List Third Party Consignee Surcharge	11.2	Returns the list rate surcharge associated with a Third Party Consignee shipment.
4889	List Net Freight Charge	11.2	Returns the List Net Freight Charge, which is the List Freight Charge plus the List Total Surcharges before Canada taxes.
4912	AHS Type	5	Valid values: 1 – AHS Packaging 2 – AHS Weight 3 – AHS Dimension 4 – AHS Freight
4913	List AHS Type	5	Valid values: 1 – AHS Packaging 2 – AHS Weight 3 – AHS Dimension 4 – AHS Freight
4914	Dry Ice Surcharge	11.2	Valid value = positive amount only <i>Note: The field length is an explicit 2 decimal places.</i>



# International Rate Request 052/152Transaction

Table 28. Example International Rate Reply Output Transaction, continued

Field ID	Field Name	Max Length	Comments
4915	List Dry Ice Surcharge	11.2	Valid value = positive amount only <i>Note: The field length is an explicit 2 decimal places.</i>
99	End of Transaction	0	99,"" indicates end of a transaction.

# A Reference Tables

[Country Codes](#)

[Canadian Province Codes](#)

[Currency Codes](#)

[Harmonized Tariff Unit of Measure Codes FTR](#)

[Codes](#)

[Field List in Numeric Order by Field ID](#)

[Glossary](#)

## Country Codes

Table 29. Country Codes

Country	Code	Ship to:
Afghanistan	AF	Y
Albania	AL	Y
Algeria	DZ	N
American Samoa	AS	Y
Andorra	AD	Y
Angola	AO	Y
Anguilla	AI	Y
Antarctica	AQ	N
Antigua	AG	Y
Argentina	AR	Y
Armenia	AM	Y
Aruba	AW	Y
Australia	AU	Y
Austria	AT	Y
Azerbaijan	AZ	Y
Bahamas	BS	Y
Bahrain	BH	Y
Bangladesh	BD	Y
Barbados	BB	Y
Barbuda	AG	Y
Belarus	BY	Y

Table 29. Country Codes, continued

Country	Code	Ship to:
Belgium	BE	Y
Belize	BZ	Y
Benin	BJ	Y
Bermuda	BM	Y
Bhutan	BT	Y
Bolivia	BO	Y
Bonaire	AN	Y
Bosnia-Herzegovina	BA	Y
Botswana	BW	Y
Bouvet Island	BV	N
Brazil	BR	Y
British Indian Ocean Territory	IO	N
British Virgin Islands	VG	Y
Brunei	BN	Y
Bulgaria	BG	Y
Burkina Faso	BF	Y
Burundi	BI	Y
Cambodia	KH	Y
Cameroon	CM	Y
Canada	CA	Y
Canary Islands	ES	Y
Cape Verde	CV	Y
Cayman Islands	KY	Y

# Reference Tables

Table 29. Country Codes, continued

Country	Code	Ship to:
Central African Republic	CF	N
Chad	TD	Y
Channel Islands	GB	Y
Chile	CL	Y
China	CN	Y
Christmas Island	CX	N
Cocos (Keeling) Islands	CC	N
Colombia	CO	Y
Comoros	KM	N
Congo	CG	Y
Congo em. Rep. Of	CD	Y
Cook Islands	CK	Y
Costa Rica	CR	Y
Croatia	HR	Y
Cuba	CU	N
Curacao	AN	Y
Cyprus	CY	Y
Czech Republic	CZ	Y
Denmark	DK	Y
Djibouti	DJ	Y
Dominica	DM	Y
Dominican Republic	DO	Y
East Timor	TL	Y

Table 29. Country Codes, continued

Country	Code	Ship to:
Ecuador	EC	Y
Egypt	EG	Y
El Salvador	SV	Y
England	GB	Y
Equatorial Guinea	GQ	Y
Eritrea	ER	Y
Estonia	EE	Y
Ethiopia	ET	Y
Faeroe Islands	FO	Y
Falkland Islands	FK	N
Fiji	FJ	Y
Finland	FI	Y
France	FR	Y
French Guiana	GF	Y
French Polynesia	PF	Y
French Southern Territories	TF	N
Gabon	GA	Y
Gambia	GM	Y
Georgia	GE	Y
Germany	DE	Y
Ghana	GH	Y
Gibraltar	GI	Y
Grand Cayman	KY	Y

# Reference Tables

Table 29. Country Codes, continued

Country	Code	Ship to:
Great Britain	GB	Y
Great Thatch Island	VG	Y
Great Tobago Islands	VG	Y
Greece	GR	Y
Greenland	GL	Y
Grenada	GD	Y
Guadeloupe	GP	Y
Guam	GU	Y
Guatemala	GT	Y
Guinea	GN	Y
Guinea Bissau	GW	N
Guyana	GY	Y
Haiti	HT	Y
Heard & McDonald Islands	HM	N
Holland	NL	Y
Honduras	HN	Y
Hong Kong	HK	Y
Hungary	HU	Y
Iceland	IS	Y
India	IN	Y
Indonesia	ID	Y
Iran	IR	N
Iraq	IQ	Y

Table 29. Country Codes, continued

Country	Code	Ship to:
Ireland	IE	Y
Israel	IL	Y
Italy	IT	Y
Ivory Coast	CI	Y
Jamaica	JM	Y
Japan	JP	Y
Jordan	JO	Y
Jost Van Dyke Islands	VG	Y
Kazakhstan	KZ	Y
Kenya	KE	Y
Kiribati	KI	N
Kuwait	KW	Y
Kyrgyzstan	KG	Y
Laos	LA	Y
Latvia	LV	Y
Lebanon	LB	Y
Lesotho	LS	Y
Liberia	LR	Y
Libya	LY	Y
Liechtenstein	LI	Y
Lithuania	LT	Y
Luxembourg	LU	Y
Macau	MO	Y

# Reference Tables

Table 29. Country Codes, continued

Country	Code	Ship to:
Macedonia	MK	Y
Madagascar	MG	Y
Malawi	MW	Y
Malaysia	MY	Y
Maldives	MV	Y
Mali	ML	Y
Malta	MT	Y
Marshall Islands	MH	Y
Martinique	MQ	Y
Mauritania	MR	Y
Mauritius	MU	Y
Mayotte	YT	N
Mexico	MX	Y
Micronesia	FM	Y
Moldova	MD	Y
Monaco	MC	Y
Mongolia	MN	Y
Montserrat	MS	Y
Morocco	MA	Y
Mozambique	MZ	Y
Myanmar / Burma	MM	N
Namibia	NA	Y
Nauru	NR	N

Table 29. Country Codes, continued

Country	Code	Ship to:
Nepal	NP	Y
Netherlands	NL	Y
Netherlands Antilles	AN	Y
New Caledonia	NC	Y
New Zealand	NZ	Y
Nicaragua	NI	Y
Niger	NE	Y
Nigeria	NG	Y
Niue	NU	N
Norfolk Island	NF	N
Norman Island	VG	Y
North Korea	KP	N
Northern Ireland	GB	Y
Northern Mariana Islands	MP	Y
Norway	NO	Y
Oman	OM	Y
Pakistan	PK	Y
Palau	PW	Y
Palestine	PS	Y
Panama	PA	Y
Papua New Guinea	PG	Y
Paraguay	PY	Y
Peru	PE	Y

# Reference Tables

Table 29. Country Codes, continued

Country	Code	Ship to:
Philippines	PH	Y
Pitcairn	PN	N
Poland	PL	Y
Portugal	PT	Y
Puerto Rico	PR	Y
Qatar	QA	Y
Reunion	RE	Y
Romania	RO	Y
Rota	MP	Y
Russia	RU	Y
Rwanda	RW	Y
Saba	AN	Y
Saipan	MP	Y
Samoa	WS	Y
San Marino	IT	Y
Sao Tome & Principe	ST	N
Saudi Arabia	SA	Y
Scotland	GB	Y
Senegal	SN	Y
Serbia & Montenegro	CS	Y
Seychelles	SC	Y
Sierra Leone	SL	N
Singapore	SG	Y

Table 29. Country Codes, continued

Country	Code	Ship to:
Slovak Republic	SK	Y
Slovenia	SI	Y
Solomon Islands	SB	N
Somalia	SO	N
South Africa	ZA	Y
South Georgia & South Sandwich Islands	GS	N
South Korea	KR	Y
Spain	ES	Y
Sri Lanka	LK	Y
St. Barthelemy	GP	Y
St. Christopher	KN	Y
St. Croix Island	VI	Y
St. Eustatius	AN	Y
St. Helena	SH	N
St. John	VI	Y
St. Kitts and Nevis	KN	Y
St. Lucia	LC	Y
St. Maarten	AN	Y
St. Pierre	PM	N
St. Thomas	VI	Y
St. Vincent	VC	Y
Sudan	SD	N
Suriname	SR	Y

# Reference Tables

Table 29. Country Codes, continued

Country	Code	Ship to:
Svalbard & Jan Mayen Island	SJ	N
Swaziland	SZ	Y
Sweden	SE	Y
Switzerland	CH	N
Syria	SY	N
Tahiti	PF	Y
Taiwan	TW	Y
Tajikistan	TJ	N
Tanzania	TZ	Y
Thailand	TH	Y
Tinian	MP	Y
Togo	TO	Y
Tokelau	TK	N
Tonga	TO	Y
Tortola Island	VG	Y
Trinidad & Tobago	TT	Y
Tunisia	TN	Y
Turkey	TR	Y
Turkmenistan	TM	Y
Turks & Caicos Islands	TC	Y
Tuvalu	TV	N

Table 29. Country Codes, continued

Country	Code	Ship to:
U.S. Minor Outlying Islands	UM	N
U.S. Virgin Islands	VI	Y
Uganda	UG	Y
Ukraine	UA	Y
Union Island	VC	Y
United Arab Emirates	AE	Y
United Kingdom	GB	Y
United States	US	Y
Uruguay	UY	Y
Uzbekistan	UZ	Y
Vanuatu	VU	Y
Vatican City	IT	Y
Venezuela	VE	Y
Vietnam	VN	Y
Wales	GB	Y
Wallis & Futuna Islands	WF	Y
Western Sahara	EH	N
Yemen	YE	Y
Zambia	ZM	Y
Zimbabwe	ZW	Y

## Canadian Province Codes

Table 30. Canadian Province Codes

Province	Code
Alberta	AB
British Columbia	BC
Manitoba	MB
New Brunswick	NB
Newfoundland	NF
Nova Scotia	NS
Nwt/Nunavut	NT
Ontario	ON
Prince Edward Island	PE
Quebec	PQ*
<i>Note: Either PQ or QC is allowed for Quebec.</i>	QC*
Saskatchewan	SK
Yukon Territory	YT

## Currency Codes

Table 31. Currency Codes

Currency	Code
Antilles Guilder	ANG
Argentinian Peso	ARN

Table 31. Currency Codes, continued

Currency	Code
Australian Dollar	AUD
Aruban Guilder	AWG
Barbados Dollar	BBD
Bahraini Dinar	BHD
Bermuda Dollar	BMD
Brunei Dollar	BND
Brazilian Real	BRL
Bahamian Dollars	BSD
Canadian Dollar	CAD
Cayman Dollars	CID
Chilean Peso	CHP
Cayman Dollar	CID
Chinese Renminbi	CNY
Colombian Peso	COP
Costa Rican Colon	CRC
Czech Republic Koruny	CZK
Danish Krone	DKK
Dominican Peso	RDD
E. Caribbean Dollar	ECD
Egyptian Pound	EGP
Euro	EUR
Guatemalan Quetzal	GTQ
Hong Kong Dollar	HKD

# Reference Tables

Table 31. Currency Codes, continued

Currency	Code
Hungarian Forint	HUF
Israeli Shekel	ILS
Indian Rupee	INR
Indonesian Rupiah	RPA
Jamaican Dollar	JAD
Japanese Yen	JYE
Kenyan Schilling	KES
Kazachstan Tenge	KZT
Kuwaiti Dinar	KUD
Latvian Lats	LVL
Libyan Dinar	LYD
Lithuanian Litas	LTL
Macau Patacas	MOP
Malaysian Ringgits	MYR
New Mexican Peso	NMP
New Taiwan Dollar	NTD
New Turkish Lira	TRY
New Zealand Dollar	NZD
Norwegian Krone	NOK
Pakistan Rupee	PKR
Panama Balboa	PAB

Table 31. Currency Codes, continued

Currency	Code
Philippine Peso	PHP
Polish Zloty	PLN
Russian Rouble	RUR
Saudi Arabian Riyal	SAR
Singapore Dollar	SID
Solomon Island Dollar	SBD
South African Rand	ZAR
South Korean Won	WON
Swedish Krona	SEK
Swiss Francs	SFR
Thailand Baht	THB
Tonga Pa'anga	TOP
Trinidad & Tobago Dollar	TTD
Uganda Schilling	UGX
UK Pounds Sterling	UKL
United Arab Emirates Dirham	DHS
Uruguay New Peso	UYP
U.S. Dollar	USD
Venezuela Bolivar Fuerte	VEF
Western Samoa Tala	WST

## HarmonizedTariffUnitofMeasureCodes

Table 32. Harmonized Tariff Unit of Measure Codes

Code	Unit of Measure
3 MI	3 Thousand Square Inches
ADJ	Adjustments
B56	56 Pound Bushel
BBL	Barrel
BFT	Board Feet
BTU	British Thermal Unit
BU	Bushel
C	One Hundred or Celsius
CAR	Carat
CD	Cord
CFT	Cubic Foot/Feet
CG	Centigrams
CGM	Content Gram
CKG	Content Kilogram
CLB	Content Pound
CLF	One Hundred Leaves
CM	Centimeter
CM3	Cubic Centimeters
CRT	Crate
CSI	100 Square Inches
CTN	Content Ton

Table 32. Harmonized Tariff Unit of Measure Codes, continued

Code	Unit of Measure
CUR	Curie
CWT	Hundred Weight
CY	Clean Yield
CYD	Cubic Yard
CYG	Clean Yield Gram
CYK	Clean Yield Kilogram
DEG	Degree
DOZ	Dozen
DPC	Dozen Pieces
DPR	Dozen Pair
EA	Each
F	Fahrenheit
FT	Feet
G	Grams
GAL	Gallon
GR	Gross
GRL	Gross Lines
GRM	Gram
GRO	Gross
HUN	Hundreds
HZ	Hertz
JWL	Jewels
K	1,000

# Reference Tables

Table 32. Harmonized Tariff Unit of Measure Codes, continued

Code	Unit of Measure
KG	Kilogram
KGM	Kilogram
KHZ	Kilohertz
KM	1,000 Meters
KM2	1,000 Square Meters
KM3	1,000 Cubic Meters
KN	Kilo Newton
KPA	Kilopascal
KSB	1,000 Standard Brick
KW	Kilowatts
KWH	Kilowatt hours
L	Liter
LB	Pound
LBC	Pound Including Container
LF	Leaf
LFT	Linear Foot
LIN	Linear
LNМ	Linear Meters
LTR	Liters
LYD	Linear Yard
M	Meters
M2	Square Meters
M3	Cubic Meters

Table 32. Harmonized Tariff Unit of Measure Codes, continued

Code	Unit of Measure
MBE	Thousand Std Brick Equivalent
MBF	Thousand Board Feet
MBQ	Megabacquerel
MC	Millicurie
MCF	Thousand Cubic Feet
MET	Meters
MFT	Thousand Feet
MG	Milligram
ML	Milliliter
MLF	Thousand Linear Feet
MPA	Millipascal
MSF	Thousand Square Feet
MSI	Thousand Square Inches
MYD	Thousand Yards
NO	Number
OZ	Ounces
PAR	Pair
PC	Piece
PCS	Pieces
PFG	Proof Gallon
PFL	Proof Liter
PK	Pack (Cards)
PR	Pair

# Reference Tables

Table 32. Harmonized Tariff Unit of Measure Codes, continued

Code	Unit of Measure
PRS	Pair or Pairs
PSI	Pounds Per Square Inch
QT	Quart
ROL	Roll
SBE	Standard Brick Equivalent
SFT	Square Foot
SQ	Square(s)

Table 32. Harmonized Tariff Unit of Measure Codes, continued

Code	Unit of Measure
SQI	Square Inch
STN	Short Ton
SYD	Square Yard
TOZ	Troy Ounce
X	Quantity Not Required
YD	Yard
YN	Yarn

## FTR Codes

Table 33. FTR (Foreign Trade Regulations) Codes

FTR	Short Explanation
NO EEI 30.36	Shipments destined to Canada. Does not apply to shipments requiring an export license/permit, sent for storage in CA but ultimately destined for a third country, of rough diamonds or commodities controlled by USML of ITAR.
NO EEI 30.37(a)	Commodities from one USPPI to one consignee on a single export carrier, classified under an individual Schedule B/HTS commodity classification code are less than \$2500. Does not apply to shipments requiring an export license/permit, commodities controlled by USML of ITAR or rough diamonds or to countries under OFAC regulations (as of 8-17-05 these are Cuba, Iran, Iraq, Libya, North Korea, Serbia and Montenegro, Sudan and Syria).
NO EEI 30.37(e)	Shipments transported inbound through the U.S. for export to a third country and exported from another U.S. port or transshipped and exported directly from the port of arrival never having made entry into the U.S. <i>Note: If entry for consumption or warehousing in the U.S. is made, then an EEI is required if goods are then exported to a third country from the U.S.</i>
NO EEI 30.37(f)	Export of technology and software as defined in 15CFR part 772 of the EAR that do not require an export license.
NO EEI 30.37(g)	Intangible export of software and technology and mass-market software.
NO EEI 30.37(h)	Shipments to foreign libraries, government establishments or similar institutions of books, maps, charts, pamphlets and similar articles for their exclusive use.

Table 33. FTR (Foreign Trade Regulations) Codes, continued

FTR	Short Explanation
NO EEI 30.37(l)	Shipments authorized under License Exception GFT for gift parcels and humanitarian donations (15 CFR 740.12 of EAR).
NO EEI 30.37(j)	Diplomatic pouches and their contents .
NO EEI 30.37(k)	Human remains and accompanying receptacles and flowers.
NO EEI 30.37(o)	Shipments of aircraft parts, equipment, provisions and supplies for use on aircraft by a U.S. airline to its own installation and aircraft. [EAR license exception (AVS) for aircraft and vessels 15 CFR 740.15©).]
NO EEI 30.37(q)	Temporary exports, whether shipped or hand carried that are exported from and returned to the U.S. within one year (12 months) from date of export.
NO EEI 30.37 (r)	Goods previously imported under Temporary Import Bond for return in the same condition as when imported, including: (1) goods for testing, experimentation, or demonstration; (2) goods imported for exhibition; (3) samples and models imported for review or taking orders; (4) goods imported for participation in races or contests; and (5) animals imported for breeding or exhibition and imported for use by representatives or foreign government or international organizations or by members of the armed forces of a foreign country. <i>Note: Goods that were imported under bond for processing and re-exportation are not covered by this exemption.</i>
NO EEI 30.37(s)	Banknotes and securities, and coins in circulation exported as evidence of financial claims. <i>Note: EEI must be filed for unissued bank notes and securities and coins not in circulation</i>
NO EEI 30.37(t)	Documents used in international transactions, documents moving out of the U.S. to facilitate international transactions including airline tickets, internal revenue stamps, liquor stamps, and advertising literature.
NO EEI 30.39	Special exemptions for shipment to the US armed services for their exclusive use. Does not apply to articles that are on the USML or controlled by ITAR or shipments not consigned to the US armed services but are for their ultimate use.
NO EEI 30.40(a)	Special exemptions for certain shipments to US Government agencies and employees of office furniture, office equipment or office supplies for their exclusive use.
NO EEI 30.40(b)	Special exemptions for certain shipments to US Government agencies and employees of household goods and personal property for their exclusive use.
NO EEI 30.40(c)	Special exemptions for certain shipments to US Government agencies and employees of food, medicines and related items for their exclusive use.
NO EEI 30.40(d)	Special exemptions for certain shipments to US Government agencies and employees of books, maps, charts, pamphlets and similar articles for their exclusive use.
NO EEI 30.2(d)	Shipments outbound from U.S. or U.S.V.I. or PR., to the following U.S. possessions: Guam, American Samoa, Wake Island, Midway Island, Northern Mariana Islands, Canton and Enderbury Islands. Also applies to shipments from USVI to PR or U.S.

## Field List in Numeric Order by Field ID

Table 34. Field List in Numeric Order by Field ID

Field ID	Field Name	Max Length	Required/ Optional	Valid For	Comments
0	Transaction Type	3	<b>Required</b>	Dom/Intl	020 or 20 required
1	Transaction ID	30	<b>Required</b>	Dom/Intl	Required for multiple-piece shipments. Recommended for all other transactions.
2	Error code	4			
3	Error message text	80			
4	Sender Company Name	35	Optional	Dom/Intl	Input the name of your company. If blank, then the company name for the current sender is applied.
5	Sender Address Line 1 <i>See Field 1487, Alternate Address 1.</i>	35	Optional	Dom/Intl	Input the first address line of your company address. If blank, then Address Line 1 for the current sender is applied.
6	Sender Address Line 2 <i>See Field 1486, Alternate Address 2.</i>	35	Optional	Dom/Intl	Input an additional address line for your company, if available. If blank, then Address Line 2 for the current sender is applied.
7	Sender City <i>See Field 1489, Alternate City.</i>	35	Optional	Dom/Intl	Input the city where your company is located, or leave blank to fill in the city for the current sender.
8	Sender State/Province <i>See Field 1490, Alternate State/Province.</i>	2/14	Optional	Dom/Intl	Input the state or province abbreviation where your company is located, or leave blank to fill in the code for the current sender.
9	Sender Zip/Postal Code <i>See Field 1491, Alternate Zip/Postal Code.</i>	10	Optional	Dom/Intl	Input your company's ZIP or Postal Code, or leave blank to fill in the ZIP or postal code of the current sender.
10	Sender Account Number	9	Optional	Dom/Intl	If you have more than one FedEx account number, input the FedEx account number for the applicable system number or meter number.
11	Recipient's Company Name	35	<b>Required</b>	Dom/Intl	Required if Field 12 (Recipient Contact Name) is not provided.

Table 34. Field List in Numeric Order by Field ID, continued











Field ID	Field Name	Max Length	Required/Optional	Valid For	Comments
12	Recipient Contact Name	35	Required	Dom/Intl	Required if Field 11 (Recipient Company Name) is not provided. Also required when shipping: •  COD •  Alcohol •  Bill Recipient •  Bill Third Party
13	Recipient Address 1	35	Required	Dom/Intl	Recipient primary street address line required.
14	Recipient Address 2	35	Optional	Dom/Intl	Include the recipient's second address line, if available.
15	Recipient City	24	Required	Dom/Intl	Recipient city required.
16	Recipient State/Province	2/14	Required	Dom/Intl	Recipient state or province code required.
17	Recipient ZIP/Postal Code	10	Required	Dom/Intl	Required when shipping to: •  U.S. •  Canada •  Puerto Rico (U.S.)
18	Recipient Phone Number	15	Required	Dom/Intl	Recipient phone number required for: •  COD •  Alcohol •  Hold at Location <i>Note: Do not include dashes (-), periods (.), or other special characters in this phone number field.</i> For shipping, use Single Shot, Single Piece, Open Ship or MPS.
19	Recipient Business Code	15	NA	Dom/Intl	You may leave this field blank. Recipient business codes are not currently used with FedEx PassPort.
20	Payor's FedEx Account Number	9	Required	Dom/Intl	Required for Bill Recipient and Bill Third Party payment types. Defaults to sender's FedEx account number for bill sender payment type.

Table 34. Field List in Numeric Order by Field ID, continued

Field ID	Field Name	Max Length	Required/ Optional	Valid For	Comments
21#	Package Weight	8.2	Required	Dom/Intl	<p>Specify the weight of the package using the Weight Unit (LBS or KGS) defined in Field 75.</p> <p>See <i>"FedEx Intra-U.S. Multiple Piece Shipment (MPS) Input Transaction"</i> on page 33 and <i>"FedEx International Multiple Piece Shipment with Commercial Invoice Input Transaction"</i> on page 38 for MPS sample transactions.</p> <p><b>LBS</b> – Requires a whole number</p> <p><b>KGS</b> – Includes one implied decimal place</p> <p>Number of occurrences per package = 1</p> <p>For intra-MX shipments – First Overnight (FO), Priority Overnight (PO), Standard Overnight (SO), the maximum package weight for the <b>01</b> – Customer Packaging type (Field ID 1273) is 68.2 kgs or 150 lbs.</p>
23	Payment Type for Transportation Charges	1	Required	Dom/Intl	<p>Valid payment codes:</p> <p><b>1</b> – Bill Sender/Prepaid</p> <p><b>2</b> – Bill Recipient</p> <p><b>3</b> – Bill 3rd Party</p> <p><b>4</b> – Collect (FedEx Ground only)</p>
24	Ship Date <i>See fields 1266 Saturday Delivery and 1267 Saturday Pickup.</i>	8	Optional	Dom/Intl	<p>If blank, the ship date defaults to the current date.</p> <p>Future Ship Date:</p> <p>To give the shipment to FedEx on a future date, input the future ship date up to 10 days from now.</p> <p>Use this format: <b>CCYYMMDD</b>.</p> <p>For example: August 1, 2009 is entered as "20090801".</p>
25#	FedEx Express References <i>See fields 3001, 3002, and 3003 for FedEx Ground references.</i>	39	Optional	Dom/Intl	<p>Optional references for FedEx Express shipments may include up to 39 characters for reports. Number of occurrences per package = 1.</p>
26#	Declared Value for Carriage <b>Declared Value:</b>	11	Required	Dom/Intl	<p><i>Intra-Country Shipments:</i></p> <p>Specify the declared value for carriage of the shipment, with no implied decimal places. For</p>

Table 34. Field List in Numeric Order by Field ID, continued

Field ID	Field Name	Max Length	Required/ Optional	Valid For	Comments
	<p>The maximum liability to FedEx for loss, delay, or damage to the shipment.</p> <p><b>Excess Declared Value:</b></p> <p>A FedEx Account Executive may enlist a company in an Excess Declared Value (EDV) agreement. This allows a declared value amount over \$50,000 not to exceed the maximum amount determined in the agreement.</p>				<p>example, input 100 for \$100.00.</p> <p>If this field is blank, then the terms and conditions stated in the <a href="#">FedEx Service Guide</a> or <a href="#">fedex.com</a> apply.</p> <p>Number of occurrences per package = 1.</p> <p>Excess Declared Value (EDV) requires Your Packaging (01) in Field 1273 and is available for the following service types in Field 1274.</p> <p><i>Intra-Country Service Types:</i></p> <p><b>01</b> – FedEx Priority Overnight <b>05</b> – FedEx Standard Overnight <b>06</b> – FedEx First Overnight <b>39</b> – FedEx 2Day AM <b>49</b> – FedEx First Overnight Freight <b>70</b> – FedEx 1Day Freight (Priority) <b>90</b> – FedEx Home Delivery <b>92</b> – FedEx Ground</p> <p><i>International Service Types:</i></p> <p><b>01</b> – FedEx International Priority Overnight <b>06</b> – FedEx International First <b>70</b> – FedEx International Priority Freight <b>92</b> – FedEx Ground (US/CA)</p> <p>For intra-MX shipments (Priority Overnight, Standard Overnight, First Overnight):</p> <p>If Field ID 1273 (Packaging Type) = <b>01</b> – Customer Packaging, then the Declared Value for Carriage = 550,000 NMP (New Mexican Peso), which is the default currency type.</p> <p>For intra-MX shipments (PO, SO, FO):</p> <ul style="list-style-type: none"> <li>• If Field ID 1273 (Packaging Type) = <b>Envelope</b> (FedEx Letter – 06), then the maximum Declared Value for Carriage = 5,500 NMP.</li> <li>• Multiple Piece Shipments (MPS) are not allowed for the <b>Envelope</b> (FedEx Letter – 06) packaging.</li> </ul>

Table 34. Field List in Numeric Order by Field ID, continued

Field ID	Field Name	Max Length	Required/ Optional	Valid For	Comments
27	COD Flag	1	Required	Dom/Intl	<p><b>Y</b> – Required for intra-country FedEx Express and FedEx Ground C.O.D. Also required for International Ground C.O.D.</p> <p><b>N</b> – Default if field is blank</p> <p><i>Note: This field is not valid for FedEx SmartPost shipments.</i></p>
28	COD Return Tracking Number	15			Returned if a FedEx Express Master COD tracking number was requested in Field 499 (499 = 4).
29	Tracking Number	15	Required	Dom/Intl	<p>The tracking number of the package to be deleted.</p> <p><i>Note: If the package is included in a multiple-piece shipment, then the entire shipment is deleted.</i></p>
30	URSA (Routing) Code	8			The FedEx routing code assigned by server.
31	Service Commitment Code	2	Optional	Dom/Intl	<p>Service commitment available for this area and service type.</p> <p>See the <a href="#">FedEx Service Guide</a>.</p>
32	Sender Contact Name	35	Optional	Dom/Intl	Input a contact name, or leave this field blank to fill in the name of the current sender. To print an alternate return address, see Field 1485.
33	Service Commitment	2			
34	Gross Charge	11.2			Gross Charge is the total shipment charge for bundled rate quotes.
35	Total Surcharge Amount	11.2			The total surcharge for the shipment
36	Total Discount Amount	11.2			The total discount for the shipment
37	Net Charge/Total Package Charge	11.2			<p>Net shipment charge for bundled rate quotes. Formula:</p> <p>Gross Charge – Total Discount Amount + Total Surcharge Amount = Net Charge</p>
38#	Department Notes	40	Optional	Dom/Intl	<p>Department Notes are optional and can be printed on Department reports.</p> <p>Number of occurrences per package = 1.</p>
43#	Dry Ice Weight <i>See Field 1266 for additional requirements.</i>	3	Optional	Dom/Intl	<p>The weight of the dry ice is required if a shipment contains dry ice.</p> <p>Number of occurrences per package = 1.</p>

Table 34. Field List in Numeric Order by Field ID, continued

Field ID	Field Name	Max Length	Required/ Optional	Valid For	Comments
44	HAL Address 1 <i>See Field 1200.</i>	30	Optional	Dom/Intl	FedEx Express and Ground Shipments: The first address line of the FedEx station location to hold the shipment. If blank, defaults to recipient's address.
46	HAL City	30	Optional	Dom/Intl	Enter FedEx Station city. If blank, defaults to recipient's address.
47	HAL State	2	Optional	Dom/Intl	Enter FedEx Station state abbreviation. If blank, defaults to recipient's address.
48	HAL Postal Code	10	Optional	Dom/Intl	Enter FedEx Station ZIP or postal code. If blank, defaults to recipient's address.
49	HAL Contact Phone	15	Optional	Dom/Intl	Telephone number of Recipient/Contact that the FedEx Hold Location can use to contact the recipient/contact. Use with FedEx Express (FDXE) and FedEx Ground (FDXG). If blank, defaults to recipient's telephone number. Optional for string input and Required for HAL shipping. Applies to the 020/120 Global Ship Request/Reply transaction. <i>Note: Do not include dashes (-), periods (.), or other special characters in this phone number field.</i>
50	Recipient Country Code	2	Required	Dom/Intl	See "Country Codes" on page 115 for listing or input: <b>US</b> – For U.S. recipients <b>CA</b> – For Canadian recipients
53	COD Amount	8.2	Required	Dom	Input the COD amount, excluding COD freight charges. See Field 1499 (COD Freight Charges). Number of occurrences per shipment = 1 (Express). Number of occurrences per shipment = 1 (Ground).

Table 34. Field List in Numeric Order by Field ID, continued

Field ID	Field Name	Max Length	Required/ Optional	Valid For	Comments
					<p><i>Note: For FedEx Ground shipments, the number of occurrences should = 1 if Field ID 2500 (Shipment Level COD Amount) = Y.</i></p> <p><i>For field length, the decimal point may be explicitly stated and will override the implied behavior.</i></p>
54	COD Secured Flag	1	Optional	Dom	<p>COD shipments only:</p> <p><b>Y</b> – Cashiers check or money order required</p> <p><b>N</b> – Personal or company check allowed If blank, defaults to N.</p>
57#	Package Height <i># Examples: 57, 57-2, 57-3 or 57-1, 57-57-3</i>	3	<b>Required</b>	Dom/Intl	<p>Required for freight services.</p> <p>Field 57 must precede Field 116 (Total Number of Packages).</p> <p>Number of occurrences per package = 1.</p>
58#	Package Width	3	<b>Required</b>	Dom/Intl	<p>Required for freight services.</p> <p>Field 58 must precede Field 116 (Total Number of Packages).</p> <p>Number of occurrences per package = 1.</p>
59#	Package Length	3	<b>Required</b>	Dom/Intl	<p>Required for freight services.</p> <p>Field ID 59 must precede Field 116 (Total Number of Packages).</p> <p>Number of occurrences per package = 1.</p> <p><i>Note: For FedEx SmartPost shipments, the maximum package dimensions cannot exceed 108 inches: Field 59 (Package Length) + Girth (2 times Field 58 (Package Width) + 2 times Field 57 (Package Height) combined.</i></p>
60	Billed Weight	9.0			<p>Billed Weight is the total weight of the shipment, or 100 if hundred weight bundling applies. No implied decimal for LBS.</p>
65	ASTRA Bar Code Data	32			<p>The ASTRA barcode data used by FedEx to route the package.</p>
66	Broker Name <i>See fields 1174–1186 for requirements.</i>	30	Optional	Intl	<p><b>Y</b> – Required to select a customs broker other than FedEx</p> <p><b>N</b> – Default if field is blank</p>

Table 34. Field List in Numeric Order by Field ID, continued

Field ID	Field Name	Max Length	Required/ Optional	Valid For	Comments
67	Broker Phone Number	15	Optional	Intl	Required when selecting a customs broker other than FedEx; Field 1174 (Broker Select Option (BSO) Flag) is set to <b>Y</b> .  <i>Note: Do not include dashes (-), periods (.), or other special characters in this phone number field.</i>
68	Currency Type	3	Optional	Intl	Enter the three-character currency code used to calculate declared value for customs. If blank, defaults to:  <b>USD</b> – U.S. Dollars for U.S. senders <b>CAD</b> – Canadian Dollars for Canada <b>NMP</b> – New Mexican Peso for MX For intra-country return shipments:  <b>EUR</b> – Belgium, France, Germany, Italy, Luxembourg, the Netherlands <b>DKK</b> – Denmark
69	Carriage Value	14.2	<b>Required</b>	Intl	Required for all U.S. shipments insured with FedEx.  The declared or carriage value of the shipment. There are two implied decimal places. See the <a href="#">FedEx Service Guide</a> for allowable limits.  <i>Note: This field was added to provide consistency in regards to implied decimals. This field supports the 14.2 numeric format. The field it replaces, Field 26, does not.</i>  <i>This field cannot exceed Field 119 (Total Carriage Value).</i>  For EMEA and APAC regions, if Field 1273 (Package Type) does not = <b>06</b> – FedEx Letter or <b>02</b> – FedEx Pak), then Carriage Value cannot exceed \$50,000.
70	Duty/Tax Payment	1	Optional	Intl	Valid values:  <b>1</b> – Bill Sender (Default) <b>2</b> – Bill recipient/consignee <b>3</b> – Bill 3rd Party
71	Bill Duty/Tax Account Number	9	Optional	Intl	Input the FedEx account number responsible for duties and taxes.

Table 34. Field List in Numeric Order by Field ID, continued

Field ID	Field Name	Max Length	Required/ Optional	Valid For	Comments
72	Terms of Sale	1	Optional	Intl	<p>International Terms of Sale:</p> <p><b>1 – FCA/FOB</b> (Free Carrier/Free on Board) Seller is responsible for all costs.</p> <p><b>2 – CIP</b> (Carriage Insurance Paid/Cost Insurance &amp; Freight) Seller is responsible for freight, insurance, miscellaneous.</p> <p><b>3 – CPT</b> (Carriage Paid To/Cost &amp; Freight) Seller is responsible for freight. Buyer is responsible for insurance.</p> <p><b>4 – EXW</b> (Ex Works) Buyer is responsible for all costs.</p> <p><b>6 – DDP</b> (Delivered Duty Paid) Seller is responsible for all costs plus duties/taxes.</p> <p><b>7 – DAT</b> (Delivered at Terminal) Seller pays for carriage to the named place, except for costs related to import clearance, and assumes all risks prior to the point that the goods are ready for unloading by the buyer.</p> <p><b>8 – DAP</b> (Delivered at Place) Seller pays for carriage to the terminal, except for costs related to import clearance, and assumes all risks up to the point that the goods are unloaded at the terminal.</p>
73	Parties Related <i>If parties are related: Exporter and consignee companies have a parent/child relationship or one company owns at least 10% of the other company.</i>	1	Optional	Intl	<p><i>International Shipments:</i></p> <p><b>Y</b> – Indicates exporter and consignee are related, such as subsidiaries or branches of the same company.</p> <p><b>N</b> – Indicates not related. Default if field is blank.</p>
74	Country of Ultimate Destination	2	Optional	Intl	<p>Required if the country of ultimate destination is different from the recipient country. The two-letter country code where the shipment will reach ultimate destination.</p> <p>See the “Country Codes” on page 115 for more information .</p>
75	Weight Type <i>See Field 21 (Package Weight)</i>	3	Optional	Dom/Intl	<p>Indicates whether the shipment weight is in pounds (LBS) or kilograms (KGS).</p> <p><b>LBS</b> – The default for intra-U.S. shipments.</p> <p><b>KGS</b> – The default for international, intra-Canada, and intra-MX shipments.</p> <p>For FedEx SmartPost, the default value for intra-U.S. shipments is LBS. If KGS is used, it defaults to LBS.</p>

Table 34. Field List in Numeric Order by Field ID, continued

Field ID	Field Name	Max Length	Required/ Optional	Valid For	Comments
					<p>For IPD related services, if Field ID 1274 (Service Type) = <b>18</b> – IPD, and Weight Type = <b>KGS</b> or <b>LBS</b>, then the <i>020 Global Shipping Reply</i> returns an error message if the CRN weight is greater than 1000 kg. or 2200 lbs.</p> <p>International Priority Direct Distribution (IPD) or International Direct Distribution Freight (IDF) shipments do not allow mixed weight types.</p> <p>When creating or confirming an IPD or IDF MAWB shipment via the <i>020 Global Shipping Request</i> transaction, if Field 75 is:</p> <ul style="list-style-type: none"> <li>• <b>0000</b> included in the transaction and is other than lbs. or kgs., then the following error message is returned in the <i>020 Global Shipping Reply</i> transaction, "Please enter a valid weight type ( lbs./kgs.)." The MAWB will not be created or confirmed, and since the MAWB creation would fail, subsequent transactions to add CRNs would also fail.</li> <li>• <b>0000</b> not equal to the Weight Type on the MAWB, then the following error message is returned in the <i>020 Global Shipping Reply</i> transaction, "The weight type entered (lbs./ kgs.) does not match the weight type currently used for this shipment."</li> <li>• <b>0000</b> not included in the transaction for international shipments, then the weight type will default to kgs.</li> </ul>
<b>77#</b>	Commodity Weight Line 1 # Examples: 77, 77-2, 77-3 or 77-1, 77-4 or 77-3	6/6.1	<b>Required</b>	Intl	<p><i>International non-Documents:</i></p> <p>Input weight in LBS or KGS.</p> <p>If weight type is LBS, there is no implied decimal.</p> <p>If the weight type is KGS, there is one implied decimal.</p>
<b>78#</b>	Commodity Customs Value	11.2	Optional	Intl	<p>Total customs value of commodity line items (all pieces). Two implied decimal positions.</p>
<b>79#</b>	Description	31	<b>Required</b>	Intl	<p><i>International non-Documents:</i></p> <p>Include a description of each commodity. Each commodity in the shipment requires a separate description.</p> <p>If a vague commodity description is entered in a <i>020 Global Shipping Request</i>, then an error message is returned requiring the entry field be corrected before completing the shipping process.</p>

Table 34. Field List in Numeric Order by Field ID, continued

Field ID	Field Name	Max Length	Required/ Optional	Valid For	Comments
					The error message includes a customized suggestion to correct the commodity description. For example, "Art" is an incomplete description and not accepted by customs. An example of an acceptable description is "Water Color Painting."
80#	Country of Manufacture	2	Required	Intl	International non-Documents: Specify the country code where each commodity type was produced or manufactured in its final form. See "Country Codes" on page 115 for a listing of state codes.
81#	Schedule B Export Harmonized Code	10	Optional	Intl	International non-Documents: Include the 10-digit Schedule B Number of Harmonized Tariff Schedule Number for each commodity, if required.
82#	Unit Quantity	7	Required	Intl	International non-Documents: Indicate the number of units the shipment contains of each commodity type. If this field is blank, the default value is 1.
83#	Export License Number <i>The U.S. government grants an export license to an exporter for the purpose of exporting a specific product.</i> <i>For more information, call the FedEx Regulatory Consulting Group (1.800.851.3336).</i>	12	Optional	Intl	International non-Documents: The export license number is required if a commodity is shipped on a Commerce Export License. The license number includes one alpha character plus six numeric characters. Every license is issued with an expiration date. PassPort will not allow an export license for any commodity being shipped between any of the following origin and destination combinations: <ul style="list-style-type: none"> <li>• US to PR</li> <li>• US to VI</li> <li>• US to any of the Other US Territories</li> <li>• PR to US</li> <li>• PR to VI</li> <li>• PR to any of the Other US Territories</li> </ul>
84#	License Expiration Date	8	Optional	Intl	International non-Documents: The date when the Commerce Export License expires is required for commodities shipped on a Commerce Export License.

Table 34. Field List in Numeric Order by Field ID, continued

Field ID	Field Name	Max Length	Required/ Optional	Valid For	Comments
					The format is CCYYMMDD. <b>Important:</b> Export License commodities may not be exported from the U.S. on an expired license.
99	End of Transaction	0	Required	Dom/Intl	99,"" end of transaction.
112	Total Weight	8.0 / 8.1		Dom/Intl	One implied decimal place for KGS. This input and output field applies to the following transactions: • 020/120 Global Ship Request/Reply • 002/102 Domestic Rate Request/Reply • 052/152 International Rate Request/Reply
113	Commercial Invoice Print and Upload Flag <i>FedEx PassPort automatically prints 5 copies of the CI.</i>	1	Required	Intl	Required for International non- Documents: <b>Y</b> – Required to print a Commercial Invoice (CI) and upload the data for pre-clearance <b>N</b> – Default if field is blank
116	Total Number of Packages	3	Required	Dom/Intl	If blank or zero (0), defaults to 1. <i>For single-piece shipments, set Field 116 to 1.</i>
117	Sender Country	2	Required	Dom/Intl	Sender country code required: <b>US</b> – Input US for intra-U.S. shipments <b>CA</b> – Input CA for intra-Canada shipments
118	Recipient IRS/EIN Number	15	Optional	Intl	If Field 50 (Recipient Country Code) = <b>BR</b> (Brazil), and Field 190 (Document Shipment Flag) = <b>N</b> , and Field 2426 (Brazil Resident Flag) = <b>Y</b> , then Field 118 (Recipient Tax ID) should be populated with a valid Tax ID. <i>Note: Enter a valid Tax ID. Brazilian Customs requires a valid Tax ID for Customs Clearance purposes. Missing or incorrect information will stop the movement before clearance. If correct information is not provided within 5 working days after shipment arrival, then the shipment is returned at the shipper's expense.</i>
119	Total Customs Value for International Document Shipments (PIB) <i>See fields 2030 – 2142.</i>	14.2	Required	Intl	This field should be used for international document shipments only. Input the declared value for Customs is required for international document shipments that include personal, interoffice, and business (PIB) documents only.

Table 34. Field List in Numeric Order by Field ID, continued

Field ID	Field Name	Max Length	Required/ Optional	Valid For	Comments
	See “FedEx International Document Shipment Input Transaction” on page 44.				For EMEA and APAC regions, field cannot exceed 999999999999.99.
<b>120#</b>	Marks and Numbers # Multiple Occurrence fields may be used for multiple line items.	12	Optional	Intl	When printing a Customer Invoice, input identifying marks or numbers on the packaging to identify the package on each line item.
<b>168</b>	Importer of Record Business Code	10	Optional	Intl	Usually the recipient and importer are the same unless someone other than the recipient receives the shipment and forwards it to the recipient. Importers can be added to the Recipient database just like recipients. To designate an importer other than the recipient, enter a code from the Recipient database.
<b>169</b>	Importer Country Code	2	Optional	Intl	Country code where the importer resides.
<b>170</b>	Importer Contact Name	35	Optional	Intl	Importer's name.
<b>171</b>	Importer Company Name	35	Optional	Intl	Importer's company name.
<b>172</b>	Importer Address 1	35	Optional	Intl	Importer's address line 1.
<b>173</b>	Importer Address 2	35	Optional	Intl	Importer's address line 2.
<b>174</b>	Importer of Record City	24	Optional	Intl	Importer's city.
<b>175</b>	Importer of Record State	14	Optional	Intl	Importer's state, if applicable.
<b>176</b>	Importer Postal Code	14	Optional	Intl	Importer's postal code.
<b>177</b>	Importer Account Number	9	Optional	Intl	Importer's FedEx account number.
<b>178</b>	Importer Phone Number	14	Optional	Intl	Importer's phone number. <i>Note: Do not include dashes (–), periods (.), or other special characters in this phone number field.</i>
<b>179</b>	Importer Third Party Account Number	9	Optional	Intl	FedEx account number used by the importer to bill shipment charges to a third party.
<b>180</b>	Importer IRS/EIN	15	Optional	Intl	Importer's EIN number for customs.
<b>183</b>	Sender Phone Number	15	Optional	Dom/Intl	If Field 440 (Residential Delivery Flag) = Y, and Field I2382 (Return Shipment Indicator) = 3—Ground Call Tag), then Field 183 (Sender Phone Number) is required.

Table 34. Field List in Numeric Order by Field ID, continued

Field ID	Field Name	Max Length	Required/ Optional	Valid For	Comments
					<i>Note: Do not include dashes (–), periods (.), or other special characters in this phone number field.</i>
<b>186</b>	FedEx Express COD Add Freight Charges Flag <i>See also Field 1499.</i>	1	Optional	Dom	FedEx Express shipments only. <b>Y</b> – Add shipping charges to COD amount. <b>N</b> – Do not add shipping charges to COD amount. (Default)
<b>187</b>	Label Format Value <i>When using Field 187, Field 537 is also required.</i>	3	<b>Required</b>	Dom	The label format value is required to print a shipping label on a network printer. Field 187 can also be used to request a label buffer for intra-U.S. shipments. Valid format values: <b>077</b> – Prodigy PP450/Unimark without Doc Tab (4 x 5) <b>177</b> – Prodigy PP450/Unimark with Doc Tab (4 x 6) <b>99</b> – Eltron thermal printer without Doc Tab (4 x 5) <b>199</b> – Eltron thermal printer with Doc Tab (4 x 6) <b>GIF</b> – Laser label format Use this field when requesting labels for FedEx SmartPost shipments.
<b>188</b>	Label Buffer String	2k		Dom	Returned for intra-U.S. shipments. Field ID 187 (Label Format Value) must be used in the input transaction.
<b>189</b>	Goods and Services Sales Tax (GST)	11.2			
<b>190</b>	Document Shipment Flag <i>See fields 2030 – 2142.</i>	1	<b>Required</b>	Intl	<i>Documents Shipments:</i> <b>Y</b> – Required for document shipments only <b>N</b> – Default if field is blank
<b>191</b>	Provincial Sales Tax (PST)	11.2	Optional	Dom	
<b>194</b>	Delivery Day	3	Optional	Dom	Valid values for the day of week: <b>SUN</b> – Sunday <b>MON</b> – Monday <b>TUE</b> – Tuesday

Table 34. Field List in Numeric Order by Field ID, continued

Field ID	Field Name	Max Length	Required/ Optional	Valid For	Comments
					<b>WED</b> – Wednesday <b>THU</b> – Thursday <b>FRI</b> – Friday <b>SAT</b> – Saturday
195	Routing Destination Ramp ID	5	Optional	Dom	The routing Ramp ID printed on the ASTRA label.
196	Actual Weight when Scale Attached				Same as Field 21 and 112. Field 196 will also be populated if a Scale is attached.
198	Routing Destination Location ID				Routing Location ID Printed on the ASTRA Label
409	Delivery Date	6			The delivery date printed on the label. Format: <b>MMDDYY</b> <b>Important:</b> This field must be converted for labels, which requires the <b>DDMMYY</b> format, such as <b>03FEB09</b> .
411	COD Return Buffer	2K		Dom	Returned for intra-U.S. C.O.D. shipments. Field ID 187 must be used in the input transaction.
413	NAFTA Flag	1	<b>Required</b>	Intl	<b>Y</b> – Indicates the North American Free Trade Agreement applies <b>N</b> – Default if field is blank
414#	Unit of Measure # Examples: 414, 414 <del>2</del> , 414 <del>3</del> or 414 <del>1</del> , 414 <del>2</del> , 414 <del>3</del>	3	<b>Required</b>	Intl	Three-character unit of measure code required when printing the Customer Invoice. Example: LB, KG, DOZ See the <a href="#">“Harmonized Tariff Unit of Measure Codes”</a> on page 123 for a listing of codes.
418#	CI Comment Line # Examples: 418, 418 <del>2</del> , 418 <del>3</del> or 418 <del>1</del> , 418 <del>2</del> , 418 <del>3</del>	74	Optional	Intl	Up to 3 comment lines can be entered for the Commercial Invoice.
421	Declared Value Surcharge	11.2			
422	Offshore Surcharge	11.2			
423	Freight Delivery Area Surcharge	11.2			
424	Alaska Surcharge	11.2			

Table 34. Field List in Numeric Order by Field ID, continued

Field ID	Field Name	Max Length	Required/ Optional	Valid For	Comments
425	Hawaii Surcharge	11.2			
426	Saturday Pickup Surcharge	11.2			
427	Saturday Delivery Surcharge	11.2			
428	Dangerous Goods/ Hazardous Materials Surcharge	11.2			
429	Residential Surcharge	11.2			
430	COD Surcharge	11.2			
431	Dim Weight Indicator Flag	1			Y – Indicates dimmed weight was applied to the shipment instead of actual weight.
439	COD Remittance Sender Code	15	Optional	Dom	When you ship COD, the return address is the same as the current sender, unless you input a sender code in Field 439.  First create a sender code in the Sender database, then specify the sender code in Field 439. If you input Field 439 , then you can omit fields 1237 thru 1244.
440	Residential Delivery Flag	1	Required	Dom	Y – Required when shipping FedEx Express to a residential address and when shipping FedEx Home Delivery.  <i>Note: A FedEx Home Delivery shipment will fail if this field is not set to Y.</i>  N – Default if field is blank, which means deliver to a business address.
446#	Dangerous Goods Technical Name	100	Required	Dom/Intl	Required if Field 1903 (Dangerous Goods Proper Shipping Name) ends in '*'. Not available for radioactive dangerous goods (DG) shipments. Number of occurrences per package = 5.
451#	Dangerous Goods UN Number	4	Required	Dom/Intl	The UN number of the dangerous goods commodity. Number of occurrences per package = 5.
456#	Dangerous Goods Number of Units	5	Required	Dom/Intl	The number of dangerous goods packages in the shipment that have the corresponding UN number. Number of occurrences per package = 5.

Table 34. Field List in Numeric Order by Field ID, continued

Field ID	Field Name	Max Length	Required/ Optional	Valid For	Comments
461#	Dangerous Goods Type Packing	35	Required	Dom/Intl	The packing type for the commodity is required for dangerous goods shipments, except for radioactive class dangerous goods. Number of occurrences per package = 5.
466#	Dangerous Goods Quantity Value	6.2	Required	Dom/Intl	The net quantity of the commodity is required for dangerous goods shipments, except for radioactive class dangerous goods. Number of occurrences per package = 5.
471#	Dangerous Goods Unit of Measure	2	Required	Dom/Intl	The Unit of Measure of the commodity is required for dangerous goods shipments, except for radioactive class dangerous goods. Number of occurrences per package = 5.
476#	Dangerous Goods Packing Instructions	4	Required	Dom/Intl	The packing instructions for the commodity are required for dangerous goods shipments, except for radioactive class dangerous goods. Input a blank space (using the spacebar) for dangerous goods that do not have a packing group. Number of occurrences per package = 5.
483#	Dangerous Goods Authorization	148	Optional	Dom/Intl	The authorization of the dangerous goods. Number of occurrences per package = 5.
484	Dangerous Goods Emergency Phone Number	15	Required	Dom/Intl	Required for dangerous goods shipments if Field 1900 = 0. The emergency telephone number to contact if needed. <i>Note: Do not include dashes (–), periods (.), or other special characters in this phone number field.</i>
485	Dangerous Goods Title of Signatory	35	Required	Dom/Intl	The Title of Signatory is required for dangerous goods shipments.
486	Dangerous Goods Additional Handling Information	175	Optional	Dom/Intl	Additional handling information that may apply for dangerous goods only.
488#	DG Cargo Aircraft Only	1	Required	Dom/Intl	Required for dangerous goods shipments. Number of occurrences per package = 5. Valid values:

Table 34. Field List in Numeric Order by Field ID, continued

Field ID	Field Name	Max Length	Required/ Optional	Valid For	Comments
					Y N
489#	Dangerous Goods Packing Group	3	Required	Dom/Intl	Packing Group is required for dangerous goods shipments that have a potential for numerous packing groups. Enter the appropriate packing group for the dangerous goods: I Packing Group I II Packing Group II III Packing Group III Number of occurrences per package = 5.
490	IPFS Number of Pallets			Intl	
490	IPFS Number of Pieces			Intl	
492#	Dangerous Goods Class	4	Optional	Dom	Required for FedEx Express dangerous goods shipments in numeric format. Not required for FedEx Ground Hazardous Materials shipments. Indicates whether shipment must be accessible on the plane. If both accessible and inaccessible dangerous goods are in the shipment, then indicate accessible dangerous goods. Number of occurrences per package = 5.
493	Freight Pickup Area Surcharge	11.2			
494	Inside Pickup Surcharge	11.2			
495	Inside Delivery Surcharge	11.2			
496	Freight Service Commitment	2			The service commitment code for FedEx Express freight services.
498	Meter Number	9	Required	Dom/Intl	If there are multiple meters on the device, then the individual child meter number is required.
526	Tracking Form ID	4			Identifies the type of shipment and is returned if a FedEx Express tracking number is requested.

Table 34. Field List in Numeric Order by Field ID, continued

Field ID	Field Name	Max Length	Required/ Optional	Valid For	Comments
527	COD Return Form ID	4			Returned if a FedEx Express Master C.O.D. tracking number is requested. <b>0321</b> FedEx Express Master COD Return
532	CI Freight Charge <i>Freight charges are added to the total value of the shipment and print as a separate cost on the Commercial Invoice (CI).</i>	9.2	Required	Intl	Commercial Invoice (CI) freight charges are required for these Terms of Sale (Field 72): <b>2</b> – CIP <b>3</b> – CPT <b>6</b> – DDP Enter the freight charges you want to print on the CI.
533	CI Insurance Charge <i>Insurance charges are added to the total value of the shipment and print as a separate cost on the Commercial Invoice (CI).</i>	9.2	Required	Intl	Commercial Invoice (CI) insurance charges are required if Field 72 (Terms of Sale) are one of the following: <b>2</b> – CIP <b>3</b> – CPT <b>6</b> – DDP Enter Insurance charges you want printed on the CI.
534	CI Other/Miscellaneous Charges <i>Other charges are added to the total value of the shipment and print as a separate cost on the Commercial Invoice (CI).</i>	9.2	Optional	Intl	Enter other charges you want printed on the Commercial Invoice. If this field is used, then Field 1357 (Miscellaneous Charges) is also required.
535	COD Return ASTRA	32		Dom	Returned for intra-U.S. C.O.D. shipments.
536	COD Return Commit	2		Dom	
537	Label Printer ID <i>See also Field 187.</i>	255	Required	Dom	The printer ID is required to print a shipping label in UNC format using a network printer. Include the IP address and the printer ID, for example: \\146.18.137.201\ELTRON Required when using Field 187 (Label Format Value). Use this field when requesting labels for FedEx SmartPost shipments.
539	Harmonized Sales Tax (HST)	11.2			
543	Freight + Remit COD Charges	11.2		Dom	The total C.O.D. amount printed on the C.O.D. return label when Field 186 is <b>Y</b> .

Table 34. Field List in Numeric Order by Field ID, continued

Field ID	Field Name	Max Length	Required/ Optional	Valid For	Comments
548	Close Status Request Flag	1	007 End of Day Request Transaction only	Dom/Intl	Y – Indicates that the system is to return the meter's Close status, but not to close the meter.  <i>Note: Field 549 in the 107 End of Day Reply transaction indicates the current status of the Close process for the specified meter number.</i>
549	Close Status Code  <i>Note: Field ID 548 must be set to Y to generate a close reply.</i>	4	107 End of Day Reply Transaction only	Dom/Intl	Close status codes:  <b>0000</b> – Idle (either before or after Close) <b>0001</b> – Move Closing shipments from the ship tables to the ship close tables <b>0002</b> – Rate packages which have not been rated <b>0003</b> – Bundle packages <b>0004</b> – Assign domestic invoice numbers <b>0005</b> – Assign deleted invoice numbers <b>0006</b> –Assign international invoice numbers <b>0007</b> – Build Domestic Shipment Revenue File <b>0008</b> – Build Delete Shipment Revenue File (domestic only) <b>0009</b> – Build International Shipment Revenue File <b>0010</b> – Reserved for future use <b>0011</b> – Move closed shipments from the Ship Close Table to the Ship History Table <b>0012</b> – Print Close Reports (Includes all status before and during close status upload) <b>0014</b> – Waiting on Invoice <b>0015</b> – Invoice Failure <b>0016</b> – Printing Reports <b>0017</b> – Reconciling <b>0018</b> – Invoice Available
551	Extra Hours Surcharge	11.2			
554	Delivery Area Surcharge	11.2			
558	Warning Code				Code for the warning message

Table 34. Field List in Numeric Order by Field ID, continued

Field ID	Field Name	Max Length	Required/ Optional	Valid For	Comments
559	Warning Message				Message for the warning.
574	Origin Service Area	2	Optional	Dom	Valid values: • Any valid service commitment code • Blank
601	ITAR License/Exemption number <i>Valid for versions 2600 or higher.</i>	Max=21	Optional	Intl	User-provided license number or exemption number which applies to the ITAR shipment. Default: Blank
630	ITAR Flag	1	Optional	Intl	New special handling option identifying ITAR shipments. <b>Y</b> – Yes <b>N</b> – No (Default)
650	ASTRA Element 2	4			Contains the Tracking Number.
651	ASTRA Element 3	4			Contains the Form Code.
652	ASTRA Element 4	20			Contains the Master Tag and Number.
653	ASTRA Element 5	8			Contains the FXE Routing Code.
654	ASTRA Element 6	3			Contains the FXE Facility Sort Code.
655	ASTRA Element 9	30			Contains the Piece Count.
656	ASTRA Element 10	14			Contains the formatted Tracking Number.
657	ASTRA Element 11	4			Contains the Master Form Code.
658	ASTRA Element 12	19			Contains the Planned Service Level.
659	ASTRA Element 13	16			Contains the Product Name.
660	ASTRA Element 14	16			Special Handling acronyms
661	ASTRA Element 15	10			Destination Postal Code.
662	ASTRA Element 16	6			Contains the Destination State and Country.
663	ASTRA Element 17	3			Contains the Destination Airport.
664	ASTRA 1D Barcode	34			

Table 34. Field List in Numeric Order by Field ID, continued

Field ID	Field Name	Max Length	Required/ Optional	Valid For	Comments
665	ASTRA Element 8	9			Contains the Version data.
667	ASTRA 1D Barcode Express COD	34			
668		46		Dom/Intl	Operational Instructions Element #18 Contains Ground Information, but content will be populated on a given area of the FedEx Shipping label and not as specific business content. This output only field is added to the <i>120 Global Ship Reply</i> transaction.
669	Operational Instructions Element #19	23	Dom/Intl		Contains the COD Amount Tag (FXE COD Return Label), but content will be populated on a given area of the FedEx Shipping label and not as specific business content. Provided by URSA/UVSDK, in addition to other existing operational instructions data elements that may be applicable from an Express context. This output only field is added to the <i>120 Global Ship Reply</i> transaction.
670	Operational Instructions Element #20	9	Dom/Intl		Contains the SECURED or UNSECURED Tag (FXE COD Return Label), but content will be populated on a given area of the FedEx Shipping label and not as specific business content. Provided by URSA/UVSDK in addition to other existing operational instructions data elements that may be applicable from an Express context. This output only field is added to the <i>120 Global Ship Reply</i> transaction.
671	Tracking ID Type	2	Dom/Intl		Identifies the type of tracking number being used. Valid values are: <b>1</b> – Express (Legacy Barcode) <b>2</b> – FEDEX <b>3</b> – Ground (Legacy) <b>4</b> – Internal <b>5</b> – USPS This output only field is added to the <i>120 Global Ship Reply</i> transaction.
1008	GCTReadyTime				Ground Call Tag Ready Time
1009	GCTCloseTime				Ground Call Tag Close Time

Table 34. Field List in Numeric Order by Field ID, continued

Field ID	Field Name	Max Length	Required/ Optional	Valid For	Comments
1010	GCTPickupInstructions				Ground Call Tag Pickup Instructions
1011	DispatchNumber				Ground Call Tag Dispatch Number
1030#	Commodity Unit Value	15.6	Required	Intl	<i>International non-Documents</i> Input the unit value for customs for each commodity in the shipment.
1084	Account Origin ID				Account's Origin ID (Route Information)
1086	Dim Weight	9		Dom/Intl	
1100	Outside Delivery Area Flag				
1115	Ship Time	6	007 End of Day Request Transaction only		Returned only in a Close query. Format: <b>HHMMSS</b>
1116	Dimensions Unit				Dimensions Unit of Measure
1118	Signature Release	1	Optional	Dom	<b>Y</b> – Authorizes the courier to deliver the package without a signature. When selected, Field 51 is required. <b>N</b> – Default if field is blank. <i>Note: This field is still available for use with versions prior to 2280. If Field 2399–Signature Option Code is used, this field is overridden.</i>
1120	Inside Pickup Flag	1	Optional	Dom	<b>Y</b> – Pick up domestic freight shipments inside shipping/ receiving station. <b>N</b> – Default if field is blank.
1121	Inside Delivery Flag	1	Optional	Dom	<b>Y</b> – Deliver domestic freight shipments inside shipping/receiving station. <b>N</b> – Default if field is blank.
1123	Master Tracking Number	20		Dom/Intl	
1124	Master Form ID	4		Dom/Intl	
1125	Rate Return Code	4			
1136	URSA Prefix	2		Dom/Intl	Returned if applicable.
1139	Sender IRS/EIN	11	Required	Intl	Required for U.S. Export shipments.

Table 34. Field List in Numeric Order by Field ID, continued

Field ID	Field Name	Max Length	Required/ Optional	Valid For	Comments
1174	Broker Select Option (BSO) Flag	1	Optional	Intl	Y – A broker other than FedEx will clear the shipment through Customs. N – Default if field is blank.
1176	Is Deleted				Reply for whether a shipment is deleted.
1179	Broker FedEx Account Number	10	Required	Intl	Required for Broker Select Option.
1180	Broker Company Name	35	Optional	Intl	Broker company name optional.
1181	Broker Address Line 1	30	Required	Intl	Required for Broker Select Option.
1182	Broker Address Line 2	30	Optional	Intl	Required for Broker Select Option.
1183	Broker City	20	Required	Intl	Required for Broker Select Option.
1184	Broker State / Province	14	Required	Intl	The province or state where the broker is located.
1185	Broker Zip or Postal Code	10	Required	Intl	Required for Broker Select Option when shipping to the U.S., Canada or Puerto Rico.
1186	Broker Country Code	2	Required	Intl	Required for Broker Select Option.
1187	Broker IRS Number				
1200	Hold at Location Flag <i>See fields 44 thru 49 for the station address.</i>	1	Optional	Dom/Intl	Hold at FedEx Station: Y – Hold at FedEx Location N – Default if field is blank
1201	Shipper Email Address	120	Required	Dom/Intl	Required if email notification is to be sent to Shipper. Email address of the Shipper.
1202	Recipient's Email Address	120	Required	Dom/Intl	Required if email notification is to be sent to Recipient. Email address of the Recipient.
1203	Personal Message	120	Optional	Dom/Intl	A personal, customer specified message that is delivered with all selected notifications (ShipAlert, delivery or exception). Use with fields 1202, 1201, 1343, and 1204. This is at shipment level except for TD and IPD/IDF/IED.

Table 34. Field List in Numeric Order by Field ID, continued

Field ID	Field Name	Max Length	Required/ Optional	Valid For	Comments
					<i>Note: Personal messages are not applicable with wireless formatted notifications. If wireless format is selected for personal message, the personal message is ignored. Enter personal messages in English only.</i>
<b>1204#</b>	Other E-mail Notification Addresses <i># Up to two email IDs are allowed: 1204, 1204-2 or 1204-1, 1204-2.</i>	120	<b>Required</b>	Dom/Intl	Required when Field 1206 (Other Delivery Notification Flag) is set to <b>Y</b> .  The email address of others not specified in fields 1201 (Shipper E-mail Address), 1202 (Recipient E-mail Address), or 1343 (Broker E-mail Address).  Maximum of two occurrences allowed for FedEx Express shipments. One occurrence allowed for FedEx Ground shipments.
<b>1205</b>	Other 1 Email address				
<b>1206</b>	Other Delivery Notification Flag	1	<b>Required</b>	Dom/Intl	Enter <b>Y</b> for ShipAlert notification, at which time Field 1204 will also be required. <b>Y</b> – Send a ShipAlert message to email addresses in Field 1204. <b>N</b> – Default if field is blank.  Maximum of two occurrences allowed for FedEx Express shipments. One occurrence allowed for FedEx Ground shipments.
<b>1207</b>	Other 2 Email Address				
<b>1208</b>	Signature Required Flag	1	Optional	Dom	<b>Y</b> – Recipient must sign for the package in order to deliver it. <b>N</b> – Default if field is blank.
<b>1209#</b>	Priority Alert Flag	1	Optional	Dom	<b>Y</b> – Required to select Priority Alert service. <b>N</b> – Default if field is blank.  Number of occurrences per package = 1.
<b>1237</b>	COD Return Phone Number	10	Optional	Dom	Input the return phone number only if different from the current sender phone or if Field 439 is blank.  <i>Note: Do not include dashes (-), periods (.), or other special characters in this phone number field.</i>
<b>1238</b>	COD Return Company	35	Optional	Dom	Return company name must match sender company name.
<b>1240</b>	COD Return Address Line 1	35	Optional	Dom	Input the return address line 1 only if different from the current sender address 1 or if Field 439 (COD Remittance Sender Code) is blank.

Table 34. Field List in Numeric Order by Field ID, continued

Field ID	Field Name	Max Length	Required/ Optional	Valid For	Comments
1241	COD Return Address Line 2	35	Optional	Dom	Input the return address line 2 only if different from the current sender address 2 or if Field 439 is blank.
1242	COD Return City	24	Optional	Dom	Input the return city only if different from the current sender city or if Field 439 is blank.
1243	COD Return State	2	Optional	Dom	Input the return state only if different from the current sender or if Field 439 is blank.
1244	COD Return Zip/Postal Code	10	Optional	Dom	Input the return ZIP/Postal code only if different from the current sender or if Field 439 is blank.
1253	Packing List Enclosed	1			<b>Y or N</b>
1265	HAL Contact Name				Telephone number of Recipient/Contact Use with FedEx Express (FDXE) and FedEx Ground (FDXG). Optional for string input and Required for Hold at FedEx Location (HAL) shipping. If not specified in the <i>020 Global Ship Request</i> , defaults to Field 12 (Recipient Name). Applies to the <i>020/120 Global Ship Request/Reply</i> transactions.
1266	Saturday Delivery Flag	1	Optional	Dom/Intl	<i>FedEx Express Services Only:</i> <b>Y</b> – Input Y for Saturday Delivery. <b>N</b> – Default if field is blank.
1267	Saturday Pickup Flag	1	Optional	Dom/Intl	<i>FedEx Express Services Only:</i> <b>Y</b> – Input Y for Saturday Pickup. <b>N</b> – Default if field is blank.
1268#	Dry Ice Flag <i>Field ID 43 is required for dry ice.</i>	1	Optional	Dom/Intl	<i>FedEx Express Services Only:</i> <b>Y</b> – Required to ship Dry Ice <b>N</b> – Default if field is blank Number of occurrences per package = 1.
1271	<b>SLAC:</b> Shipper's Load and Count for International Shipments	5	Optional	Intl	The total number of pieces in the shipment, including all packages in each skid.
1272	Booking Number	12	Optional	Intl	The customer booking reference number.

# Reference Tables

Table 34. Field List in Numeric Order by Field ID, continued

Field ID	Field Name	Max Length	Required/ Optional	Valid For	Comments
1273	Packaging Type <i>See fields 57, 58, 59 for package dimensions.</i>	2	Required	Dom/Intl	Package type <b>01</b> is: <ul style="list-style-type: none"> <li>Required for FedEx Ground and FedEx Home Delivery services.</li> <li>Required for FedEx SmartPost service, and if any other value is used, it will default to 01.</li> <li>The only valid packaging type for dangerous goods.</li> </ul> Valid packaging types:
					<b>01</b> – Customer Packaging <b>02</b> – FedEx Pak <b>03</b> – FedEx Box
					<b>04</b> – FedEx Tube <b>06</b> – FedEx Letter (Intra-Country only) <b>08</b> – FedEx Packet (Select locations only)
					<b>15</b> – FedEx 10KG Box (Intl only) <b>25</b> – FedEx 25KG Box (Intl only)
1274	Service Type	2	Required	Dom/Intl	<i>Field 440 (Residential Delivery) is required for FedEx Home Delivery and other FedEx Express shipments to a residential address.</i>  <i>Intra-Country service types:</i>
					<b>01</b> – FedEx Priority Overnight <b>03</b> – FedEx 2Day <b>05</b> – FedEx Standard Overnight
					<b>06</b> – FedEx First Overnight <b>20</b> – FedEx Express Saver/ FedEx Economy <i>Note: FedEx Economy is the service name used when shipping intra-Country shipments outside the U.S.</i> <b>39</b> – FedEx First Overnight Freight
					<b>49</b> – FedEx 2Day AM <b>70</b> – FedEx 1Day Freight <b>80</b> – FedEx 2Day Freight
					<b>83</b> – FedEx 3Day Freight <b>90</b> – FedEx Home Delivery <b>92</b> – FedEx Ground
					<b>95</b> – FedEx SmartPost (Parcel Select, Parcel Select Lightweight, Returns) <b>951</b> – FedEx SmartPost Bound Printed Matter <b>952</b> – FedEx SmartPost Media

Table 34. Field List in Numeric Order by Field ID, continued

Field ID	Field Name	Max Length	Required/ Optional	Valid For	Comments
					<i>International service types:</i> <div> <div>01 – FedEx International Priority Overnight</div> <div>03 – FedEx International Economy</div> <div>06 – FedEx International First</div> </div> <div> <div>17 – FedEx International Economy Direct Distribution</div> <div>18 – FedEx International Priority Direct Distribution</div> <div>70 – FedEx International Priority Freight</div> </div> <div> <div>84 – FedEx International Priority Direct Distribution Freight</div> <div>86 – FedEx International Economy Freight</div> <div>92 – FedEx Ground (US/CA)</div> </div> <p>For a FedEx SmartPost shipment, when Field 1274 (Service Type) is submitted in an 020/120 Global Ship Request/Reply, 002/102 Domestic Rate Request/Reply, or an 052/152 International Rate Request/Reply transaction, then Field 2417–Service Type/Postal Indicia will be ignored if it is provided in the same transaction.</p>
1275	Commodity Part Number				
1297	Customer Invoice Number	15	Optional	Intl	An internal invoice number determined by the customer.
1300	Purchase Order Number	15	Optional	Intl	Customer-assigned purchase order number that applies to the IPD shipment.
1331#	Dangerous Goods Flag <i>See Field 3015 for additional requirements.</i>	1	Optional	Dom/Intl	<i>FedEx Express shipments:</i> <b>Y</b> – Indicates FedEx Express dangerous Goods shipments. <b>N</b> – Default if field is blank. Number of occurrences per package = 1.
1332#	Alcohol Flag	1	Optional	Dom	<i>FedEx Express shipments:</i> <b>Y</b> – Indicates FedEx Express alcohol shipments. <b>N</b> – Default if field is blank. Number of occurrences per package = 1.
1333	Drop Off Flag	1	Optional	Dom	<b>Y</b> – Indicates Drop Off at FedEx location. <b>N</b> – Default if field is blank.

Table 34. Field List in Numeric Order by Field ID, continued

Field ID	Field Name	Max Length	Required/ Optional	Valid For	Comments
1334#	Cargo Aircraft Flag	1	Optional	Dom/Intl	<p><i>FedEx Express shipments:</i></p> <p><b>Y</b> – Indicates cargo aircraft, used mostly when FedEx Express shipping dangerous goods.</p> <p><b>N</b> – Default if field is blank.</p> <p>Number of occurrences per package = 5.</p>
1337	Package Content Information	40	Optional	Dom	
1338	Priority Alert Surcharge	11.2		Dom/Intl	Returned only if greater than zero
1343	Broker E-mail Address	120	<b>Required</b>	Dom/Intl	<p>Required if email notification is to be sent to the Broker.</p> <p>The broker's email ID to send a ShipAlert if Field 1554 (Shipper ShipAlert Flag) is Y.</p> <p>Or the broker's email address to send a delivery notification if Field 1559 (Broker Delivery Notification Flag (POD)) is Y.</p>
1344	Broker's Fax Number	15	Optional	Intl	
1345	Broker's Pager Number	15	Optional	Intl	
1351	Sender Dun and Bradstreet Number				
1355	IOR (Importer of Record) Code	15	Optional	Intl	
1358	<p>AES/FTR Exemption Number, XTN, or ITN Entry</p> <p><b>FTR</b> refers to the U.S. Foreign Trade Regulations.</p> <p>For more information, call the FedEx Regulatory Consulting Group at 1.800.851.3336.</p>	32	<b>Required</b>	Intl	<p>Omit this field if any commodity in the shipment requires an SED or is shipped under a Commerce Export License, then leave this field blank.</p> <p><i>Include this field when the FTR</i></p> <ul style="list-style-type: none"> <li>Issued by the U.S. Census Bureau compiles U.S. trade regulations with foreign countries.</li> <li>Lists exemptions from filing an SED, such as shipments to the U.S. armed services, section 30.52.</li> </ul> <p>If all commodities in the shipment fall under a specific FTR exemption, then make reference to the exemption number in this field and include a description; for example:</p> <ul style="list-style-type: none"> <li>NDR FTR 30.36</li> <li>Shipments destined to Canada FTR 30.36</li> </ul> <p>An FTR exemption is not valid on any shipment from the U.S., Puerto Rico or the U.S. Virgin Islands to any proscribed countries.</p>

Table 34. Field List in Numeric Order by Field ID, continued

Field ID	Field Name	Max Length	Required/ Optional	Valid For	Comments
<b>1359</b>	SED Legend Number	32	Optional	Intl	The SED legend number printed on the label to alert Customs of the SED status.
<b>1365</b>	GCT Dispatch Date				Ground Call Tag Dispatch Date
<b>1392</b>	Inbound Visibility Block Shipment Data Indicator	1	Optional	Dom/Intl	Valid values: <b>1</b> – Do not Block Shipment Data <b>2</b> – Block Ship Data
<b>1393</b>	Fuel Surcharge	11.2			Fuel Surcharge levied for variable fuel costs. Implied decimal.
<b>1395#</b>	Part Number	20	Optional	Dom/Intl	Number of occurrences per package = 1 - <b>30</b> .
<b>1396#</b>	Commodity SKU/Item/UPC	15	Optional	Dom/Intl	Number of occurrences per package = 1 - <b>30</b> .
<b>1397#</b>	Receive Quantity	6	Optional	Dom/Intl	Number of occurrences per package = 1 - <b>30</b> .
<b>1398#</b>	Item Description	80	Optional	Dom/Intl	Number of occurrences per package = 1 - <b>30</b> . Also used for Return Reason Description, and can also be repeating.
<b>1399</b>	Entry Number	15	Optional	Intl	AES Entry Number Optional field only applicable if filing under FICE. If it's a non-FICE shipment, this field is ignored.
<b>1428</b>	Handling Charge Variable Amount Percentage				
<b>1485</b>	Alternate Sender Contact Name	35	Optional	Dom/Intl	Input the sender name to contact if needed.
<b>1486</b>	Alternate Sender Company Name	35	Optional	Dom/Intl	The company names should be the same as your Sender database. If omitted, the company fills in automatically.
<b>1487</b>	Alternate Sender Address Line 1	35	Optional	Dom/Intl	If using an alternate address, then input the primary address line at the alternate location.
<b>1488</b>	Alternate Sender Address Line 2	35	Optional	Dom/Intl	If available, then input additional address information at the alternate location.
<b>1489</b>	Alternate Sender City	35	Optional	Dom/Intl	If using an alternate address, then input the alternate city.
<b>1490</b>	Alternate Sender State/Province	2/14	Optional	Dom/Intl	If using an alternate address, then input the alternate state or province abbreviation.

Table 34. Field List in Numeric Order by Field ID, continued

Field ID	Field Name	Max Length	Required/Optional	Valid For	Comments
1491	Alternate Sender Zip/Postal Code	10	Optional	Dom/Intl	If using an alternate address, then input the alternate ZIP or postal code.
1492	Alternate Sender Phone Number	15	Optional	Dom/Intl	Input the alternate sender's phone number. <i>Note: Do not include dashes (-), periods (.), or other special characters in this phone number field.</i>
1494	FICE Flag	1	Required	Intl	<b>Y</b> – Required to ship an International Controlled Export. <b>N</b> – Default if field is blank.
1495	FICE License Type	30	Required	Intl	Valid codes:
					101 – DSP 15      102 – DSP 161      103 – DSP 173
					104 – DSP 185      105 – DSP 194      106 – License Agreements
					107 – DEA 36      108 – DEA 236      109 – DEA 486
					110 – Temporary Import Bond      111 – Drawback Claims      112 – Certificate of Registration
					113 – ATA Carnet      114 – Warehouse Withdrawal for T&E      115 – T&E from a Foreign Trade Zone
1496	FICE License Number/ Permit Number	12	Required	Intl	FICE License Number or Permit Number required for FICE License Types 101 thru 109.
1497	FICE License Expiration Date	8	Required	Intl	Required only if the FICE License Number/Permit Number is provided. Input the expiration data of the License Number in this format: <b>CCYYMMDD</b> .
1499	COD Freight Charge Type	1	Optional	Dom	Valid options: <b>0</b> – None (Default) <b>1</b> – COD Amount and COD Surcharge <b>2</b> – Shipping Charge (COD Amount + Shipping Charge) <b>3</b> – Total Charge (COD Amount + Shipping Charge + Other Charges) <b>4</b> – Order Charge Total (COD Amount + (Shipping Charges + Other Charges for All Packages)) <b>5</b> – Order Charge Net (COD Amount + Shipping Charges for All Packages) <b>6</b> – COD Charge (COD Amount + List COD Surcharge)

Table 34. Field List in Numeric Order by Field ID, continued

Field ID	Field Name	Max Length	Required/ Optional	Valid For	Comments
					<b>7</b> – Shipping Charge (COD Amount + List Shipping Charge) <b>8</b> – Total Charge (COD Amount + List Shipping Charge + Other Charges) <b>9</b> – Order Charge Total (COD Amount + List Shipping Charges + Other Charges for All Packages) <b>10</b> – Order Charge Net (COD Amount + List Shipping Charges for All Packages)
<b>1504</b>	Commodity Code	11.2			
<b>1505</b>	Broker Code				
<b>1506</b>	FICE Foreign Trade Zone Code	5	<b>Required</b>	Intl	Required only if Field 1495 (FICE Code) is set to <b>115</b> – T&E from a Foreign Trade Zone.
<b>1507</b>	List Total Surcharge	11.2			
<b>1508</b>	List Shipment Notify Surcharge	11.2			
<b>1509</b>	List Saturday Delivery Surcharge	11.2			
<b>1510</b>	List Residential Surcharge	11.2			
<b>1511</b>	List Return Code	4			
<b>1512</b>	List Priority Alert Surcharge	11.2		Dom/Intl	Returned only if greater than 0.
<b>1513</b>	List Saturday Pickup Surcharge	11.2			Returned only if greater than 0.
<b>1514</b>	List Inside Pickup Area Surcharge	11.2			Returned only if greater than 0.
<b>1515</b>	List Inside Delivery Surcharge	11.2			Returned only if greater than 0.
<b>1516</b>	List COD Surcharge	11.2			Returned only if greater than 0.
<b>1517</b>	List Freight Pickup Area Surcharge	11.2			Returned only if greater than 0.
<b>1518</b>	List Freight Delivery Area Surcharge	11.2			Returned only if greater than 0.
<b>1519</b>	List Gross Charge	11.2			
<b>1520</b>	List Fuel Surcharge	11.2			
<b>1521</b>	List Alaska Surcharge	11.2			

Table 34. Field List in Numeric Order by Field ID, continued

Field ID	Field Name	Max Length	Required/ Optional	Valid For	Comments
1522	List Delivery Area Surcharge	11.2			
1523	List Declared Value Surcharge	11.2			
1524	List Hawaii Surcharge	11.2			
1525	Courtesy Effective Discount	11.2			
1526	List Dangerous Goods Surcharge	11.2			
1528	List Net Charge	11.2			
1529	List Rate Indicator	1	Optional	Dom	Calculate list rates: <b>1</b> – Do not calculate list rates <b>2</b> – Calculate and return list and discounted rates, if possible, and override list rate System Settings If blank or any value other than 1 or 2, then calculate and return list and discounted rates, if possible.
1533	Net Charge No Taxes				
1547	IPD PCV Account Number				
1548	IPD PCV Pay Type				
1549	IDF Appt Delivery Flag				
1550	IDF PCV Flag				
1551	Other 1 Delivery Notification Flag				
1552	Other 1 Notification Language				
1553	Shipper Delivery Notification Flag (POD)	1	<b>Required</b>	Dom/Intl	Required to provide email notification of <i>delivery</i> to the Shipper. Valid values: <b>Y</b> <b>N</b> (Default)

# Reference Tables

Table 34. Field List in Numeric Order by Field ID, continued

Field ID	Field Name	Max Length	Required/ Optional	Valid For	Comments		
1554	Shipper ShipAlert Flag	1	Required	Dom/Intl	Required to provide email notification of <i>shipment</i> to the Shipper. Valid values: <b>Y</b> <b>N</b> (Default)		
1555	Shipper Language Code	2	Required	Dom/Intl	Required to indicate the language of the Shipper for Delivery, ShipAlert, and Exception email, if notification is to be sent in a language other than English.		
					Values	Language	Locale
					da	Danish	
					de	German	
					en	English	
					es	Spanish (Latin America)	
					es	Spanish (Spain)	ES
					fr	French (Canada)	CA
					fr	French (Europe)	
					it	Italian	
					ja	Kanji (Japan)	
					ko	Korean	
					nl	Dutch	
					pt	Portugese (Latin America)	
					sv	Swedish	
					zh	Chinese (Simplified)	CN
					zh	Chinese (Taiwan)	TW

Table 34. Field List in Numeric Order by Field ID, continued

Field ID	Field Name	Max Length	Required/ Optional	Valid For	Comments		
					zh	Chinese (Hong Kong)	HK
					Default: <b>en</b>		
<b>1556</b>	Recipient Delivery Notification Flag (POD)	1	<b>Required</b>	Dom/Intl	Required to provide email notification of <i>delivery</i> to the Recipient. Valid values: <b>Y</b> <b>N</b> (Default)		
<b>1557</b>	Recipient ShipAlert Flag	1	<b>Required</b>	Dom/Intl	Required to provide email notification of <i>shipment</i> to the Recipient.		
<b>1558</b>	Recipient Language Code	2	<b>Required</b>	Dom/Intl	Required to indicate the language of the Recipient Delivery, ShipAlert, and Exception email if notification is to be in a language other than English. For valid values, see Field 1555 (Shipper Language Code). Default: <b>en</b> .		
<b>1559</b>	Broker Delivery Notification Flag (POD)	1	<b>Required</b>	Dom/Intl	Required to provide email notification of <i>delivery</i> to the Broker. If <b>Y</b> , send delivery notification to broker's email ID in Field 1343. If <b>N</b> or blank, ignore this field.		
<b>1560</b>	Broker ShipAlert Flag	1	<b>Required</b>	Dom/Intl	Required to provide email notification of <i>shipment</i> to the Broker. If <b>Y</b> , send ShipAlert to broker's email address in Field 1343. If <b>N</b> , ignore this field. Default: <b>N</b> .		
<b>1561</b>	Broker Language Code	2	<b>Required</b>	Intl	Required to indicate the language of the Broker Delivery, ShipAlert, and Exception email if notification is to be in a language other than English. For valid values, see Field 1555 (Shipper Language Code). Default: <b>en</b> .		
<b>1585</b>	Return Address Country Code						
<b>1586</b>	Print Return Address Flag						
<b>1588</b>	Variable Handling Type						

Table 34. Field List in Numeric Order by Field ID, continued

Field ID	Field Name	Max Length	Required/ Optional	Valid For	Comments
1600	IPD MAWB Number				
1601	IPD Unique Number of Addresses				
1651	B13A Filing Option	1	Required	Intl	<p>Required for Canada origin international shipments only.</p> <p>Valid values:</p> <p>1 – No B13A required</p> <p>2 – Manual B13A required</p> <p>3 – B13A Filing Electronically</p> <p>4 – B13A Summary Reporting</p> <p>5 – Manual B13A Attached (FedEx to stamp)</p> <p>If field is blank or any value other than 1, 2, 3, 4, or 5 then field is defaulted to zero (0 – Does not apply).</p> <p>If you select option:</p> <ul style="list-style-type: none"> <li>1, then Field 1652 (Exemption Number) is required.</li> <li>2, then the B13A must be time/date stamped at a Canada Customs office to obtain your B13A Transaction Number.</li> <li>3, then the B13A information must be submitted to Canada Customs via CAED (Canada Automated Export Declaration) software to obtain your B13A Authorization Code.</li> <li>4, then prior written authorization is required from Canada Customs.</li> <li>5, then The Money-Back Guarantee is not applicable to your shipment, and delivery is delayed by at least one day. To help avoid delays, have your B13A time/date stamped prior to shipping and enter the associated Transaction number in the field provided.</li> </ul>
1652	Exemption Number	50	Optional	Intl	<p>Only Alpha A-Z and numeric 0-9 characters are allowed.</p> <p>If Field 1651 = 1 – No B13A required, then the associated B13A Exemption Number that is applicable to your shipment should be submitted in this field.</p> <p><i>Note: If the B13A Exemption number is not provided, then your shipment could be delayed by Canada Customs.</i></p>
1653	B13A Export Permit Number				
1658	US DropOff Location ID				

Table 34. Field List in Numeric Order by Field ID, continued

Field ID	Field Name	Max Length	Required/ Optional	Valid For	Comments
1659	US DropOff Address 1				
1662	US DropOff City				
1663	US DropOff State / Province				
1664	US DropOff Postal Code				
1665	US DropOff Location Status				
1682	Oversize Surcharge	11.2			
1683	List Oversize Surcharge	11.2			
1685	Piece Count Verification Surcharge	11.2			
1757	List Mexico IVA Tax	11.2	Optional	Dom	Valid value = positive amounts only. <i>Note: The field length is an explicit 2 decimal places.</i>
1758	Mexico IVA Tax	11.2	Optional	Dom	Valid value = positive amounts only. <i>Note: The field length is an explicit 2 decimal places.</i>
1800#	Excepted Pkg Radioactive (RQ)	1	Optional	Dom/Intl	Number of occurrences per package = 5. For non-ATA DG shipments, this field will be ignored. Valid values: <b>Y</b> <b>N</b> Must = Y for Excepted package radioactives; otherwise, it defaults to <b>N</b> .
1850	Priority Alert Plus Flag	1	Optional	Dom/Intl	Denotes the request for Priority Alert Plus special service. Includes human intervention for: • Re-icing • Gel Pack Replenishment • Cold Storage Valid values: <b>Y</b> = Yes <b>N</b> = No

Table 34. Field List in Numeric Order by Field ID, continued

Field ID	Field Name	Max Length	Required/ Optional	Valid For	Comments
<b>1851</b>	Priority Alert Plus Surcharge	11	Optional	Dom/Intl	Returns the discounted surcharge for the Priority Alert Plus special service.
<b>1852</b>	List Priority Alert Plus Surcharge	11	Optional	Dom/Intl	Returns the list surcharge for the Priority Alert Plus special service.
<b>1856</b>	Prior Notification				
<b>1860</b>	List FICE Surcharge	11.2	Optional	Intl	Returns the list surcharge for the FedEx International Controlled Export (FICE) special service for all transactions returning rating information for special services where list rate return or a combination thereof has been requested.
<b>1900</b>	Dangerous Goods Regulation Indicator	1	Optional	Dom/Intl	Select one of the following: <b>I</b> – IATA regulations apply <b>O</b> – ORM-D regulations apply
<b>1901#</b>	Dangerous Goods Reportable Quantity Flag	1	Optional	Dom/Intl	If the dangerous goods quantity is reportable, enter <b>Y</b> . If blank, defaults to <b>N</b> . Number of occurrences per package = 5.
<b>1902#</b>	Dangerous Goods Sub Risk				
<b>1903#</b>	Dangerous Goods Proper Shipping Name	50	<b>Required</b>	Dom/Intl	Enter the Proper shipping name of the dangerous goods commodity. The name cannot include the word “waste.” Number of occurrences per package = 5.
<b>1904#</b>	Dangerous Goods A1, A2, A51, A109 Flag	1	Optional	Dom/Intl	This flag only applies based on IATA information for the dangerous goods commodity type. Enter <b>Y</b> if the DG is being shipped under one of the special provisions A1, A2, A51, A109. Number of occurrences per package = 5.
<b>1905#</b>	Dangerous Goods Radionuclide	35	<b>Required</b>	Dom/Intl	Required for radioactive dangerous goods shipments. Enter the radionuclide that is being shipped. Number of occurrences per package = 5.
<b>1906#</b>	Dangerous Goods Activity	10.5	<b>Required</b>	Dom/Intl	Required for radioactive dangerous goods shipments. Enter the activity of the specified dangerous goods. Number of occurrences per package = 5.

Table 34. Field List in Numeric Order by Field ID, continued

Field ID	Field Name	Max Length	Required/ Optional	Valid For	Comments
<b>1907#</b>	Dangerous Goods Activity Measurement	3	<b>Required</b>	Dom/Intl	Required for radioactive dangerous goods shipments. Enter the measurement of the activity for the dangerous goods being shipped. Number of occurrences per package = 5.
<b>1908#</b>	Dangerous Goods Radioactive Packaging Type	14	<b>Required</b>	Dom/Intl	Required for radioactive dangerous goods shipments. Enter the packaging instructions for the dangerous goods being shipped. Number of occurrences per package = 5.
<b>1909#</b>	Dangerous Goods Transport Index	4.2	<b>Required</b>	Dom/Intl	Required for radioactive dangerous goods shipments. Enter the transport index, which should have a value between <b>0</b> and <b>10</b> . Number of occurrences per package = 5.
<b>1910#</b>	Dangerous Goods Radioactive Label Type	2	<b>Required</b>	Dom/Intl	Required for radioactive dangerous goods shipments. Number of occurrences per package = 5. Select a label type below: <b>W1</b> – White I <b>Y2</b> – Yellow II <b>Y3</b> – Yellow III
<b>1911#</b>	Dangerous Goods Surface Reading	6	<b>Required</b>	Dom/Intl	Required for radioactive dangerous goods shipments. Enter the surface reading of the dangerous goods being shipped. Number of occurrences per package = 5.
<b>1912#</b>	Dangerous Goods Package Dim Length	3	<b>Required</b>	Dom/Intl	Required when Field 1910 (Dangerous Goods Radioactive Label Type) is Yellow II or Yellow III. Number of occurrences per package = 5.
<b>1913#</b>	Dangerous Goods Package Dim Width	3	<b>Required</b>	Dom/Intl	Required when Field 1910 (Dangerous Goods Radioactive Label Type) is Yellow II or Yellow III. Number of occurrences per package = 5.

Table 34. Field List in Numeric Order by Field ID, continued

Field ID	Field Name	Max Length	Required/ Optional	Valid For	Comments
<b>1914#</b>	Dangerous Goods Package Dim Height	3	<b>Required</b>	Dom/Intl	Required when Field 1910 (Dangerous Goods Radioactive Label Type) is Yellow II or Yellow III. Number of occurrences per package = 5.
<b>1915#</b>	Dangerous Goods Dim Units	4	<b>Required</b>	Dom/Intl	Required when Field 1910 (Dangerous Goods Radioactive Label Type) is Yellow II or Yellow III. Number of occurrences per package = 5.
<b>1916#</b>	Dangerous Goods Physical Form	7	<b>Required</b>	Dom/Intl	Required for radioactive dangerous goods shipments. Enter the physical form of the dangerous goods being shipped. Number of occurrences per package = 5.
<b>1917#</b>	Dangerous Goods Chemical Formula	200	<b>Required</b>	Dom/Intl	Required when Field 1916 (Dangerous Goods Physical Form) is solid, liquid, or gas. Available for radioactive dangerous goods shipments. Number of occurrences per package = 5.
<b>1918</b>	Dangerous Goods Name of Signatory	35	<b>Required</b>	Dom/Intl	Required for dangerous goods shipments. Enter the name of the signatory for the shipment.
<b>1919#</b>	Dangerous Goods Percentage Number	2	<b>Required</b>	Dom/Intl	Required if the Dangerous Goods UN Number is 2031, 1796, 1826, or 1873. Enter the percentage of dangerous goods concentration if the above condition applies. Number of occurrences per package = 5.
<b>1920</b>	Dangerous Goods Responsible Party	50	<b>Required</b>	Dom/Intl	Required for Infectious Dangerous Goods (DG class 6.2). Enter the responsible party's name for the shipment.
<b>1921</b>	Dangerous Goods Infectious Substance Telephone Number	15	<b>Required</b>	Dom/Intl	Required for Infectious Dangerous Goods (DG class 6.2). Enter the telephone number of the responsible party for the shipment. <i>Note: Do not include dashes (-), periods (.), or other special characters in this phone number field.</i>
<b>1922</b>	Dangerous Goods Place of Signatory	35	<b>Required</b>	Dom/Intl	Required for Dangerous Goods shipments. Enter the place of signatory for the shipment.

Table 34. Field List in Numeric Order by Field ID, continued

Field ID	Field Name	Max Length	Required/ Optional	Valid For	Comments
<b>1923#</b>	Dangerous Goods All Packed in One Flag	1	<b>Required</b>	Dom/Intl	<p>Required if the number of dangerous goods packages is greater than the number of packages in the shipment and if Field 1924 (Dangerous Goods Overpack Flag) is set to <b>N</b>.</p> <p>If the number of dangerous goods packages is greater than the number of packages in the shipment, then either Field 1923 (Dangerous Goods All Packed in One Flag) or Field 1924 must be set to <b>Y</b>.</p> <p>If blank, defaults to <b>N</b>.</p> <p>Number of occurrences per package = 1.</p>
<b>1924#</b>	Dangerous Goods Overpack Flag	1	<b>Required</b>	Dom/Intl	<p>Required if the number of dangerous goods packages is greater than the number of packages in the shipment and if Field 1923 (Dangerous Goods All Packed in One) is set to <b>N</b>.</p> <p>If the number of dangerous goods packages is greater than the number of packages in the shipment, then either Field 1924 (Dangerous Goods Overpack Flag) or Field 1923 (Dangerous Goods All Packed in One Flag) must be set to <b>Y</b>.</p> <p>If blank, defaults to <b>N</b>.</p> <p>Number of occurrences per package = 1.</p>
<b>1925</b>	Dangerous Goods Number of Overpacks	2	<b>Required</b>	Dom/Intl	<p>Required if Field 1926 (Dangerous Goods Consignment of Overpacks Flag) is set to <b>Y</b>. The number of Overpacks used.</p>
<b>1926</b>	Dangerous Goods Consignment of Overpacks Flag	1	Optional	Dom/Intl	<p>Available for international dangerous goods shipments if Field 1924 (Dangerous Goods Overpack Flag) is set to <b>Y</b>.</p>
<b>1927#</b>	Dangerous Goods Packing Type of Outer Container	100	<b>Required</b>	Dom/Intl	<p>Required when Field 1923 (Dangerous Goods All Packed in One Flag) is set to <b>Y</b>.</p> <p>Number of occurrences per package = 1.</p>
<b>1928</b>	Dangerous Goods Consignment of All Packed in One Flag	1	Optional	Dom/Intl	<p>Available for international dangerous goods shipments if Field 1923 (Dangerous Goods All Packed in One Flag) is set to <b>Y</b>.</p> <p>If blank, defaults to <b>N</b>.</p>
<b>1929</b>	Dangerous Goods All Packed in One Quantity	3	<b>Required</b>	Dom/Intl	<p>Required for dangerous goods if Field 1928 (Dangerous Goods Consignment of All Packed in One Flag) is set to <b>Y</b>.</p> <p>The number of completed All Packed in One.</p>
<b>1930</b>	Dangerous Goods Q Value				

Table 34. Field List in Numeric Order by Field ID, continued

Field ID	Field Name	Max Length	Required/ Optional	Valid For	Comments		
1931#	Dangerous Goods A81 Indicator	1	Optional	Dom/Intl	Applies to Infectious Dangerous Goods. Select <b>Y</b> if the dangerous good is an A81 shipment. If blank, defaults to <b>N</b> . Number of occurrences per package = 5.		
1932	Dangerous Goods Commodity Count	1	Required	Dom/Intl	Required for dangerous goods shipments.		
1936	List Canadian Goods and Services Tax Surcharge	11.2	Optional	Dom/Intl	Returns the list rate GST surcharge associated with a Canadian shipment.		
1937	List Canadian Harmonized Sales Tax Surcharge	11.2	Optional	Dom/Intl	Returns the list rate HST surcharge associated with a Canadian shipment.		
1938	List Canadian Provincial Sales Tax Surcharge	11.2	Optional	Dom/Intl	Returns the list rate PST surcharge associated with a Canadian shipment.		
1940	Dangerous Goods Radioactive Accepted Indicator						
1958	Intl Package Type	3	Required	Intl	This field is required when using Your Packaging for shipments between the U.S. and Canada and for shipments to Puerto Rico.  If Field 1273 (Customer Packaging) = <b>1</b> , then one of the following 3 character codes is required:		
					BAG (bag)	CNT (container)	PCS (pieces)
					BBL (barrel)	CRT (crate)	REL (reel)
					BSK (basket or hamper)	CYL (cylinder)	ROL (roll)
					BOX (box)	DRM (drum)	SAK (sack)
					BXT (bucket)	ENV (envelope)	SHW (shrink wrapper)
					BDL (bundle)	OTH (other packaging)	SKD (skid)
					CAG (cage)	PKG (package)	TNK (tank)
					CTN (carton)	PAL (pail)	TBN (tote bin)

# Reference Tables

Table 34. Field List in Numeric Order by Field ID, continued

Field ID	Field Name	Max Length	Required/ Optional	Valid For	Comments
					<div>CAS (case)</div> <div>PLT (pallet)</div> <div>TBE (tube)</div>
					<div>CHS (chest)</div> <div>PCL (parcel)</div> <div>UNT (unit)</div>
1960	Other Exception Notification Flag	1	Required	Dom/Intl	<p>Required to provide email notification of <i>exception</i> to Other(s).</p> <p>Maximum of two occurrences to correspond with each occurrence of Field1204 (Other E-mail Notification Addresses) to provide notifications of exceptions, including general delivery exceptions, incorrect address, clearance delays, and international shipment releases.</p> <p>This is at shipment level except for TD and IPD/IDF/IED. Valid values:</p> <p><b>Y</b></p> <p><b>N</b> (Default)</p>
1961	Shipper Exception Notification Flag	1	Required	Dom/Intl	<p>Required to provide email notification of <i>exception</i> to the Shipper. Valid values:</p> <p><b>Y</b></p> <p><b>N</b> (Default)</p> <p>Used with Field 1201 (Shipper E-mail Address) to provide all notifications of exceptions, including general delivery exceptions, incorrect address, clearance delays, and international shipment releases.</p> <p>This is at shipment level except for TD and IPD/IDF/IED.</p>
1962	Recipient Exception Notification Flag	1	Required	Dom/Intl	<p>Required to provide email notification of <i>exception</i> to the Recipient. Valid values:</p> <p><b>Y</b></p> <p><b>N</b> (Default)</p> <p>Used with Field 1202 (Recipient's E-mail Address) to provide all notifications of exceptions, including general delivery exceptions, incorrect address, clearance delays, and international shipment releases.</p> <p>This is at shipment level except for TD and IPD/IDF/IED.</p>

# Reference Tables

Table 34. Field List in Numeric Order by Field ID, continued

Field ID	Field Name	Max Length	Required/ Optional	Valid For	Comments
<b>1963</b>	Broker Exception Notification Flag	1	<b>Required</b>	Dom/Intl	<p>Required to provide email notification of <i>exception</i> to the Broker.</p> <p>Used with Field 1343 (Broker's Email Address) to provide all notifications of exceptions, including general delivery exceptions, incorrect address, clearance delays, and international shipment releases. This is at shipment level except for TD and IPD/IDF/IED. Valid values:</p> <p><b>Y</b></p> <p><b>N</b> (Default)</p>
<b>1964#</b>	Other Email Notification Format	1	Optional	Dom/Intl	<p>Maximum of two occurrences to correspond to each occurrence of Field 1204# (Other Email Notification Addresses).</p> <p>Valid values:</p> <p><b>H</b> – HTML</p> <p><b>T</b> – Text (Default)</p> <p><b>W</b> – Wireless</p> <p>This is at shipment level except for TD and IPD/IDF/IED.</p> <p><i>Note: Text is not valid for language/locale codes: ja, ko, zhCN, zhHK, and zhTW. HTML will result.</i></p> <p>Wireless formatted notifications will not apply to Field 1203 (Personal Messages).</p>
<b>1965</b>	Shipper Email Notification Format	1	Optional	Dom/Intl	<p>A different format can be specified for Field 1201 (Shipper Email Address). This format will apply to all notifications sent to this email address.</p> <p>Valid values:</p> <p><b>H</b> – HTML</p> <p><b>T</b> – Text (Default)</p> <p><b>W</b> – Wireless</p> <p>This is at shipment level except for TD and IPD/IDF/IED.</p> <p><i>Note: Text is not valid for language/locale codes: ja, ko, zhCN, zhHK, and zhTW. HTML will result.</i></p>

Table 34. Field List in Numeric Order by Field ID, continued

Field ID	Field Name	Max Length	Required/ Optional	Valid For	Comments
					Wireless formatted notifications will not apply to Field 1203 (Personal Messages).
<b>1966</b>	Broker Email Notification Format	1	Optional	Dom/Intl	<p>A different format can be specified for Field 1343 (Broker Email Address). This format will apply to all notifications sent to this email address.</p> <p>Valid values:</p> <p><b>H</b> – HTML</p> <p><b>T</b> – Text (Default)</p> <p><b>W</b> – Wireless</p> <p>This is at shipment level except for TD and IPD/IDF/IED.</p> <p><i>Note: Text is not valid for language/locale codes: ja, ko, zhCN, zhHK, and zhTW. HTML will result.</i></p> <p>Wireless formatted notifications will not apply to Field 1203 (Personal Messages).</p>
<b>1967</b>	Recipient Email Notification Format	1	Optional	Dom/Intl	<p>A different format can be specified for Field 1202 (Recipient Email Address). This format will apply to all notifications sent to this email address.</p> <p>Valid values:</p> <p><b>H</b> – HTML</p> <p><b>T</b> – Text (Default)</p> <p><b>W</b> – Wireless</p> <p>This is at shipment level except for TD and IPD/IDF/IED.</p> <p><i>Note: Text is not valid for language/locale codes: ja, ko, zhCN, zhHK, and zhTW. HTML will result.</i></p> <p>Wireless formatted notifications will not apply to Field 1203 (Personal Messages).</p>
<b>1968#</b>	Other Language Locale Code	2	<b>Required</b>	Dom/Intl	<p>Required when using Field 1552 (Other Language Code) and the language code requires a locale code.</p> <p>This is at shipment level except for TD and IPD/IDF/IED.</p> <p>Maximum of 2 occurrences.</p> <p>Valid values:</p>

Table 34. Field List in Numeric Order by Field ID, continued

Field ID	Field Name	Max Length	Required/ Optional	Valid For	Comments
					<b>ES</b> <b>CA</b> <b>CN</b> <b>HK</b> <b>TW</b> Default: None, unless Field 1552 (Language Code) is set to zh, then <b>CN</b> . Invalid combinations will not default.
<b>1969</b>	Shipper Locale Code	2	<b>Required</b>	Dom/Intl	Required when using Field 1555 (Shipper Language Code) and the language code requires a locale code. This is at shipment level except for TD and IPD/IDF/IED. Valid values: <b>ES</b> <b>CA</b> <b>CN</b> <b>HK</b> <b>TW</b> Default: None, unless Field 1552 (Language Code) is set to zh, then <b>CN</b> . Invalid combinations will not default.
<b>1970</b>	Recipient Locale Code	2	<b>Required</b>	Dom/Intl	Required when using Field 1558 (Recipient Language Code) and the language code requires a locale code. This is at shipment level except for TD and IPD/IDF/IED. Valid values: <b>ES</b> <b>CA</b> <b>CN</b> <b>HK</b> <b>TW</b>

Table 34. Field List in Numeric Order by Field ID, continued

Field ID	Field Name	Max Length	Required/ Optional	Valid For	Comments
					Default: None, unless Field 1558 (Recipient Language Code) is set to zh, then <b>CN</b> . Invalid combinations will not default.
1976	Other 2 Exception Notify Flag				
1977	Other 2 Notify Lang. Code				
1992	Earned Discount				
1994	Recipient Address Check Date				
1995	Recipient Address Override Flag				
1996	Recipient Address Batch Status Code				
1997	Other 2 Notify Lang Code				
1998	Delivery Area Surcharge Description				
2000	Package Type				
2001	Sender ALC Number				
2002	Sender PO Number				
2003	Recipient Loc Id Flag				
2004	Recipient Third Party Acct Number				
2005	Department Code				
2006	Department Notes				
2007	Package Weight Source				
2008	Carrier				
2009	Total Customer Charge	11		Dom	
2010	Handling Charge	11		Dom	
2013	Freight Booking Number				

# Reference Tables

Table 34. Field List in Numeric Order by Field ID, continued

Field ID	Field Name	Max Length	Required/ Optional	Valid For	Comments
<b>2017</b>	Call if undeliverable Name and Phone Number				
<b>2018</b>	Call before delivery Name and Phone Number				
<b>2019</b>	IOR Phone Number				
<b>2020</b>	International Additional Charges				
<b>2021</b>	CI Invoice Number	15	Optional	Intl	Include any text to appear below the Invoice Number field at the top of the Commercial Invoice.
<b>2022</b>	CI References	35	Optional	Intl	Include any references to appear below the Commercial Invoice. References field at the top of the Commercial Invoice.
<b>2023</b>	CI Purpose	35	Optional	Intl	Include any text to appear below the Purpose of Shipment field at the top of the Commercial Invoice.
<b>2024</b>	CI Miscellaneous Charges	2	<b>Required</b>	Intl	Required when using Field 534 (CI Other Miscellaneous Charges). Valid values: <b>01</b> – Royalties & License Fees <b>02</b> – Handling Fees <b>03</b> – Commissions <b>04</b> – Discounts <b>05</b> – Tax <b>06</b> – Other
<b>2026</b>	Recipient Phone Extension				
<b>2027</b>	Sender Phone Extension				
<b>2029</b>	Document Description Code 1				
<b>2030</b>	Document Country of Manufacture <b>Document or PIB</b> shipments are	2	<b>Required</b>	Intl	<i>Required for document (PIB) only:</i> <b>US</b> – Input US when shipping documents from the U.S.

Table 34. Field List in Numeric Order by Field ID, continued

Field ID	Field Name	Max Length	Required/ Optional	Valid For	Comments
	<i>international shipments that include personal, interoffice, and business (PIB) documents.</i> <b>Important:</b> See fields 119 and 190 for additional requirements.				<b>CA</b> – Input CA when shipping documents from Canada. This field may be omitted or blank for non-document shipments.
<b>2031</b>	Country Description Line 1	40	<b>Required</b>	Intl	Required for document (PIB) only. Enter a description of the document to be printed on the label. See <a href="#">Chapter 6: “International Shipping Examples” on page 35</a> . This field may be omitted or blank for non-document shipments.
<b>2032</b>	Commodity Code				
<b>2033</b>	Shipping Contents Indicator				
<b>2034</b>	Print Proforma Invoice Report				
<b>2036</b>	Print Shipment Detail	1	Optional	Intl	To print a Shipment Details report for your shipment, set this field to Y. Valid values: <b>Y</b> – Print Shipment Details report <b>N</b> – Do not print Shipment Details report (Default)
<b>2037</b>	Print Certificate of Origin	1	Optional	Intl	To print a Certificate of Origin for your shipment, set this field to Y. Valid values: <b>Y</b> – Print Certificate of Origin <b>N</b> – Do not print Certificate of Origin
<b>2038</b>	Print Commercial Invoice	1	Required	Intl	To print a Commercial Invoice for your shipment, set Field 113 (Commercial Invoice Print and Upload Flag) to Y and set Field 2038 to Y. Valid values: <b>Y</b> – Print Commercial Invoice <b>N</b> – Do not print Commercial Invoice (Default)
<b>2050</b>	Print Proforma Invoice	1	Required	Intl	To print a Proforma Invoice for your shipment, Field 113 (Commercial Invoice Print and Upload Flag) must be set to Y and Field 2050 must be Y.

# Reference Tables

Table 34. Field List in Numeric Order by Field ID, continued

Field ID	Field Name	Max Length	Required/ Optional	Valid For	Comments
					Valid values: <b>Y</b> – Print Proforma Invoice <b>N</b> – Do not print Proforma Invoice (Default)
<b>2054</b>	Templates Export Express Cycle Number				
<b>2055</b>	Ground Cycle Number				
<b>2058</b>	Recipient Broker ID				
<b>2060</b>	Oversize III Flag				
<b>2061</b>	Commodity SKU / ITEM / UPC				
<b>2064</b>	Deliver By Date				
<b>2091</b>	SED Option				
<b>2093</b>	Alternate Sender Code				
<b>2094</b>	COD Return Contact				
<b>2095</b>	List Total Customer Charge				
<b>2103</b>	CI Num Copies				
<b>2106</b>	Declared Value Equals COD				
<b>2108</b>	Hold File Info ID				
<b>2109</b>	Hold File Destined Flag				
<b>2110</b>	Save Update In Address Book				
<b>2113</b>	Package Item Description				
<b>2116</b>	GCT Status				Ground Call Tag Status
<b>2118</b>	Shipment Creation Date				
<b>2119</b>	GCT Error Msg				Ground Call Tag Error Message
<b>2120</b>	Recipient Bill Duty Taxes Acct Number				

Table 34. Field List in Numeric Order by Field ID, continued

Field ID	Field Name	Max Length	Required/ Optional	Valid For	Comments
2121	Sender Residential Flag				
2122	Sender Domestic Profile Code				
2123	Sender Intl Profile Code				
2124	Sender TD Profile Code				
2125	Other1 Ship Notify Flag				
2126	Other 2 Shp Notify Flag				
2127	Other 2 Delivery Notify Flag				
2128	Return Manager Spl Svc Flag				
2132#	Package Content 1	40	Optional	Dom	Number of occurrences per package = 1.
2133#	Package Content 2	40	Optional	Dom	Number of occurrences per package = 1.
2134	Document Code 2				
2135	Document Country of Manufacture 2	2	Optional	Intl	If you include Field 2136, then the country of manufacture is required (U.S. or CA).
2136	Document Description Line 2	40	Optional	Intl	Enter any additional information you want to print on the label to describe the document. See <a href="#">Chapter 6: "International Shipping Examples"</a> on page 35.
2137	Document Code 3				
2138	Document Country of Manufacture 3	2	Optional	Intl	If you include Field 2139, then the country of manufacture is required (U.S. or CA).
2139	Document Description Line 3	40	Optional	Intl	Enter any additional information you want to print on the label to describe the document.
2140	Document Code 4				
2141	Document Country of Manufacture 4	2	Optional	Intl	If you include Field 2142, then the country of manufacture is required (U.S. or CA).
2142	Document Description Line 4	40	Optional	Intl	Enter any additional information you want to print on the label to describe the document.
2143	Recipient Station ID				
2145	Total Dry Ice Weight Type				
2146	MPS Type				

# Reference Tables

Table 34. Field List in Numeric Order by Field ID, continued

Field ID	Field Name	Max Length	Required/ Optional	Valid For	Comments
<b>2150</b>	Recipient Account Number				
<b>2151</b>	Print NAFTA Certificate of Origin Flag	1	Optional	Intl	<b>Y</b> – Print NAFTA Certificate of Origin. <b>N</b> – Do not print NAFTA Certificate of Origin.
<b>2152</b>	NAFTA Certificate of Origin Preference Criterion	2	<b>Required</b>	Intl	Info. per commodity Blank = default Valid values : <b>A</b> <b>B</b> <b>C</b> <b>D1</b> <b>D2</b> <b>E</b> <b>F</b> Required for each commodity if Field 2151 (Print NAFTA Certificate of Origin) = <b>Y</b> .
<b>2153</b>	NAFTA Certificate of Origin Commodity Producer	1	<b>Required</b>	Intl	Info. per commodity Blank = default Valid values: <b>1</b> – Yes, <b>2</b> – No (1) <b>3</b> – No (2) <b>4</b> – No (3) Required for each commodity if Field 2151 (Print NAFTA Certificate of Origin) = <b>Y</b> .
<b>2154</b>	NAFTA Certificate of Origin Net Cost	1	<b>Required</b>	Intl	Info. per commodity Blank = default Valid values:

Table 34. Field List in Numeric Order by Field ID, continued

Field ID	Field Name	Max Length	Required/ Optional	Valid For	Comments
					<b>1</b> – No <b>2</b> – NC <b>3</b> – NC plus date range Required for each commodity if Field 2151 (Print NAFTA Certificate of Origin) = <b>Y</b> ..
<b>2155</b>	NAFTA Certificate of Origin Net Cost Begin Date	8	<b>Required</b>	Intl	Info. per commodity Net Cost begin date. Required if Field 2154 (Net Cost) = <b>3</b> Format: <b>CCYYMMDD</b>
<b>2156</b>	NAFTA Certificate of Origin Net Cost End Date	8	<b>Required</b>	Intl	Info. per commodity Net Cost end date. Required if Field 2154 (Net Cost) = <b>3</b> Format: <b>CCYYMMDD</b>
<b>2157</b>	NAFTA Certificate of Origin Country of Origin	2	<b>Required</b>	Intl	Blank = default Valid values: <b>Y</b> <b>N</b> Required for each commodity if Field 2151 (Print NAFTA Certificate of Origin) = <b>Y</b> .
<b>2158</b>	NAFTA Certificate of Origin Producer	1	<b>Required</b>	Intl	Required for each commodity if Field 2151 (Print NAFTA Certificate of Origin) = <b>Y</b> . <b>1</b> – Same <b>2</b> – Unknown <b>3</b> – Available to customs on request <b>4</b> – Attached producers list <b>5</b> – Other Default = Blank

Table 34. Field List in Numeric Order by Field ID, continued

Field ID	Field Name	Max Length	Required/ Optional	Valid For	Comments
2159	NAFTA Certificate of Origin Company Name	35	Optional	Intl	
2160	NAFTA Certificate of Origin Producer Contact Name	35	Optional	Intl	
2161	NAFTA Certificate of Origin Producer Address line 1	35	Optional	Intl	
2162	NAFTA Certificate of Origin Producer Address line 2	35	Optional	Intl	
2163	NAFTA Certificate of Origin Producer City	35	Optional	Intl	
2164	NAFTA Certificate of Origin Producer State Code	2	Optional	Intl	
2165	NAFTA Certificate of Origin Producer Postal Code	15	Optional	Intl	
2166	NAFTA Certificate of Origin Producer Country Code	2	Optional	Intl	
2167	NAFTA Certificate of Origin Producer Tax ID/EIN	15	Optional	Intl	
2168	NAFTA Certificate of Origin Company	35	Optional	Intl	
2169	NAFTA Certificate of Origin Name	35	Optional	Intl	
2170	NAFTA Certificate of Origin Title	35	Optional	Intl	
2171	NAFTA Certificate of Origin Telephone Number	15	Optional	Intl	<i>Note: Do not include dashes (—), periods (.), or other special characters in this phone number field.</i>
2172	NAFTA Certificate of Origin Fax Number	15	Optional	Intl	
2173	NAFTA Certificate of Origin Exporter	1	<b>Required</b>	Intl	Valid values: <b>1</b> – Same as sender (Default)

# Reference Tables

Table 34. Field List in Numeric Order by Field ID, continued

Field ID	Field Name	Max Length	Required/ Optional	Valid For	Comments
					<b>2</b> – Other Required for each commodity if Field 2151 (Print NAFTA Certificate of Origin) = <b>Y</b> .
<b>2174</b>	NAFTA Certificate of Origin Exporter Company Name	35	<b>Required</b>	Intl	The NAFTA Certificate of Origin Exporter fields are used when the exporter is different than the sender. Field is required if Field 2173 (NAFTA Certificate of Origin Exporter) = <b>2</b> .
<b>2175</b>	NAFTA Certificate of Origin Exporter Contact Name	35	<b>Required</b>	Intl	Field is required if Field 2173 (NAFTA Certificate of Origin Exporter) = <b>2</b> .
<b>2176</b>	NAFTA Certificate of Origin Exporter Address line 1	35	<b>Required</b>	Intl	Field is required if Field 2173 (NAFTA Certificate of Origin Exporter) = <b>2</b> .
<b>2177</b>	NAFTA Certificate of Origin Exporter Address line 2	35	Optional	Intl	
<b>2178</b>	NAFTA Certificate of Origin Exporter City	35	<b>Required</b>	Intl	Field is required if Field 2173 (NAFTA Certificate of Origin Exporter) = <b>2</b> .
<b>2179</b>	NAFTA Certificate of Origin Exporter State/Province	2	<b>Required</b>	Intl	Field is required if Field 2173 (NAFTA Certificate of Origin Exporter) = <b>2</b> .
<b>2180</b>	NAFTA Certificate of Origin Exporter ZIP/Postal Code	15	<b>Required</b>	Intl	Field is required if Field 2173 (NAFTA Certificate of Origin Exporter) = <b>2</b> .
<b>2181</b>	NAFTA Certificate of Origin Exporter Country Code	2	<b>Required</b>	Intl	Field is required if Field 2173 (NAFTA Certificate of Origin Exporter) = <b>2</b> .
<b>2182</b>	NAFTA Certificate of Origin Exporter Tax ID/EIN	15	<b>Required</b>	Intl	Field is required if Field 2173 (NAFTA Certificate of Origin Exporter) = <b>2</b> .
<b>2185</b>	Sender Electronic Signature				
<b>2186</b>	Commodity Import License No				
<b>2187</b>	Commodity Import License Exp Date				
<b>2188</b>	Commodity Export Cargo Ctrl No				
<b>2189</b>	Temporary Export				
<b>2198</b>	Clearance Entry Fee Surcharge				

Table 34. Field List in Numeric Order by Field ID, continued

Field ID	Field Name	Max Length	Required/Optional	Valid For	Comments
<b>2199</b>	Clearance Entry Fee Surcharge	11.2	Optional	Intl	Returned in the <i>120 Global Shipping Reply</i> and <i>152 International Rate Reply</i> transactions if applicable.
<b>2210</b>	RMA Number	10	<b>Required</b>	Dom	Unique identifier for the return order.
<b>2382</b>	Return Shipment Indicator	1	<b>Required</b>	Dom	Valid values are: <b>1</b> – Email Label <b>2</b> – Print Return Label <b>3</b> – Ground Call Tag This field is required to print “Return Mgr” on the label.
<b>2387</b>	Email Label Expiration Date	8	<b>Required</b>	Dom	Required for email Labels. Date the email label should expire: <b>CCYYMMDD</b> Can be + 30 calendar days from date the email label is requested.
<b>2388</b>	Return Shipper Email Message	200	<b>Required</b>	Dom	Required for email Labels. Allows merchant/recipient to enter a customized message to the return shipper.
<b>2389</b>	Sender Return Contact Phone Number	15	<b>Required</b>	Dom	Required for email Labels. This phone number can differ from the recipient phone number for the shipment. This phone number is specific to email labels and is used if the return shipper needs to contact the merchant. It may be the same phone number as the outbound shipper, recipient/merchant or different phone number <i>Note: Do not include dashes (–), periods (.), or other special characters in this phone number field.</i>
<b>2392</b>	URL Email Address	120	<b>Required</b>	Dom	Required for email Labels.
<b>2396</b>	Document Description	2	<b>Required</b>	Intl	Required for document shipments. Document shipments require at least one document description or document description code. You can provide a description in Field 2031 (Country Description Line 1), or you can enter a description code in Field 2396 (Document Description) or Field 2029 (Document Description Code 1). The description codes have been added to save time and to ensure a valid description is provided.

# Reference Tables

Table 34. Field List in Numeric Order by Field ID, continued

Field ID	Field Name	Max Length	Required/ Optional	Valid For	Comments																																							
					<p><i>Note: Field IDs 2396 and 2029 have the same values and the same functionality. You can use either Field 2396 or Field 2029 to input a document description code.</i></p> <p><i>When you include Field 2396, you do not need to input a document description in Field 2031.</i></p> <p>If Field 190 (Document shipment flag) = <b>Y</b>, then Field 2031 or 2396 is required.</p> <p><i>Note: Some destination countries do not accept the <b>0</b> - <del>Correspondence</del>/No Commercial Value.</i></p> <p>The valid document description codes are:</p>																																							
					<table><tr><td><b>0</b> – Correspondence/No Commercial Value</td><td><b>1</b> – Accounting Documents</td><td><b>2</b> – Analysis Reports</td></tr><tr><td><b>3</b> – Applications (Completed)</td><td><b>4</b> – Bank Statements</td><td><b>5</b> – Bid Quotations</td></tr><tr><td><b>6</b> – Birth Certificates</td><td><b>7</b> – Bills of Sale</td><td><b>8</b> – Bonds</td></tr><tr><td><b>9</b> – Business Correspondence</td><td><b>10</b> – Checks (Completed)</td><td><b>11</b> – Claim Files</td></tr><tr><td><b>12</b> – Closing Statements</td><td><b>13</b> – Conference Reports</td><td><b>14</b> – Contracts</td></tr><tr><td><b>15</b> – Cost Estimates</td><td><b>16</b> – Court Transcripts</td><td><b>17</b> – Credit Applications</td></tr><tr><td><b>18</b> – Data Sheets</td><td><b>19</b> – Deeds</td><td><b>20</b> – Employment Papers</td></tr><tr><td><b>21</b> – Escrow Instructions</td><td><b>22</b> – Export Papers</td><td><b>23</b> – Financial Statements</td></tr><tr><td><b>24</b> – Immigration Papers</td><td><b>25</b> – Income Statements</td><td><b>26</b> – Insurance Documents</td></tr><tr><td><b>27</b> – Interoffice Memos</td><td><b>28</b> – Inventory Reports</td><td><b>29</b> – Invoices (Completed)</td></tr><tr><td><b>30</b> – Leases</td><td><b>31</b> – Legal Documents</td><td><b>32</b> – Letters and Cards</td></tr><tr><td><b>33</b> – Letter of Credit Packets</td><td><b>34</b> – Loan Documents</td><td><b>35</b> – Marriage Certificates</td></tr><tr><td><b>36</b> – Medical Records</td><td><b>37</b> – Office Records</td><td><b>38</b> – Operating Agreements</td></tr></table>	<b>0</b> – Correspondence/No Commercial Value	<b>1</b> – Accounting Documents	<b>2</b> – Analysis Reports	<b>3</b> – Applications (Completed)	<b>4</b> – Bank Statements	<b>5</b> – Bid Quotations	<b>6</b> – Birth Certificates	<b>7</b> – Bills of Sale	<b>8</b> – Bonds	<b>9</b> – Business Correspondence	<b>10</b> – Checks (Completed)	<b>11</b> – Claim Files	<b>12</b> – Closing Statements	<b>13</b> – Conference Reports	<b>14</b> – Contracts	<b>15</b> – Cost Estimates	<b>16</b> – Court Transcripts	<b>17</b> – Credit Applications	<b>18</b> – Data Sheets	<b>19</b> – Deeds	<b>20</b> – Employment Papers	<b>21</b> – Escrow Instructions	<b>22</b> – Export Papers	<b>23</b> – Financial Statements	<b>24</b> – Immigration Papers	<b>25</b> – Income Statements	<b>26</b> – Insurance Documents	<b>27</b> – Interoffice Memos	<b>28</b> – Inventory Reports	<b>29</b> – Invoices (Completed)	<b>30</b> – Leases	<b>31</b> – Legal Documents	<b>32</b> – Letters and Cards	<b>33</b> – Letter of Credit Packets	<b>34</b> – Loan Documents	<b>35</b> – Marriage Certificates	<b>36</b> – Medical Records	<b>37</b> – Office Records	<b>38</b> – Operating Agreements
<b>0</b> – Correspondence/No Commercial Value	<b>1</b> – Accounting Documents	<b>2</b> – Analysis Reports																																										
<b>3</b> – Applications (Completed)	<b>4</b> – Bank Statements	<b>5</b> – Bid Quotations																																										
<b>6</b> – Birth Certificates	<b>7</b> – Bills of Sale	<b>8</b> – Bonds																																										
<b>9</b> – Business Correspondence	<b>10</b> – Checks (Completed)	<b>11</b> – Claim Files																																										
<b>12</b> – Closing Statements	<b>13</b> – Conference Reports	<b>14</b> – Contracts																																										
<b>15</b> – Cost Estimates	<b>16</b> – Court Transcripts	<b>17</b> – Credit Applications																																										
<b>18</b> – Data Sheets	<b>19</b> – Deeds	<b>20</b> – Employment Papers																																										
<b>21</b> – Escrow Instructions	<b>22</b> – Export Papers	<b>23</b> – Financial Statements																																										
<b>24</b> – Immigration Papers	<b>25</b> – Income Statements	<b>26</b> – Insurance Documents																																										
<b>27</b> – Interoffice Memos	<b>28</b> – Inventory Reports	<b>29</b> – Invoices (Completed)																																										
<b>30</b> – Leases	<b>31</b> – Legal Documents	<b>32</b> – Letters and Cards																																										
<b>33</b> – Letter of Credit Packets	<b>34</b> – Loan Documents	<b>35</b> – Marriage Certificates																																										
<b>36</b> – Medical Records	<b>37</b> – Office Records	<b>38</b> – Operating Agreements																																										

# Reference Tables

Table 34. Field List in Numeric Order by Field ID, continued







Field ID	Field Name	Max Length	Required/ Optional	Valid For	Comments
					<div>39 – Patent Applications</div> <div>40 – Permits</div> <div>41 – Photocopies</div>
					<div>42 – Proposals</div> <div>43 – Prospectuses</div> <div>44 – Purchase Orders</div>
					<div>45 – Quotations</div> <div>46 – Reservation Confirmation</div> <div>47 – Resumes</div>
					<div>48 – Sales Agreements</div> <div>49 – Sales Reports</div> <div>50 – Shipping Documents</div>
					<div>51 – Statements/Reports</div> <div>52 – Statistical Data</div> <div>53 – Stock Information</div>
					<div>54 – Tax Papers</div> <div>55 – Trade Confirmation</div> <div>56 – Transcripts</div>
					<div>57 – Warranty Deeds</div>
2397	Commercial Invoice Purpose	17	Optional	Intl	Valid values:  Sold  Not Sold  Gift  Sample  Repair and Return  Personal Effects
2399	Signature Option	1	Required	Dom	Required for Signature Services Options for delivery signatures – implemented for Signature Services Valid values: 0 – Not Specified 1 – Deliver w/o signature 2 – Indirect signature permitted 3 – Direct signature required 4 – Adult signature required
2400	Signature Option Fee	11.2			

Table 34. Field List in Numeric Order by Field ID, continued

Field ID	Field Name	Max Length	Required/ Optional	Valid For	Comments
2401	List Signature Option Fee	11.2			
2407	Location Number	10	Optional	Dom	Use this field for information such as a store location number or Ship To address for intra-country shipments. Maps to the 2D bar code on the shipping label to help FedEx Ground identify businesses that have multiple locations and similar addresses.  <i>Note: Available for all shipment types, but is only used by FedEx for FedEx Ground shipments. Stored in the bar code, but not printed on the shipping label.</i>
2409	Fixed Handling Charge Flag	1	Optional	Dom/Intl	Valid values: <b>Y</b> <b>N</b>
2410#	Fixed Handling Charge Amount	7	Optional	Dom/Intl	Two decimal places are implied. This field will accept a negative value by placing a minus sign (-) before the value; for example: -1000 = -\$10.00. Number of occurrences per package = 1.
2411	Variable Only Handling Charge Type	1	Optional	Dom/Intl	Valid Values: 1 – Percent of List Shipping Charges 2 – Percent of List Shipping plus Surcharges 3 – Percent of Discounted Shipping Charges 4 – Percent of Discounted Shipping plus Surcharges plus Canada Taxes 5 – Percent of Discounted Shipping plus Surcharges
2412#	Variable Only Handling Charge Amount	7	Optional	Dom/Intl	A percentage amount. This field will accept a negative value by placing a minus sign (-) before the value; for example: -2000 = -20%. Number of occurrences per package = 1.
2414	AES Citation Type Code	1	Optional	Intl	Valid values: 1 – Pre Departure ITN

Table 34. Field List in Numeric Order by Field ID, continued

Field ID	Field Name	Max Length	Required/ Optional	Valid For	Comments
					<b>2</b> – AES Post Departure <b>3</b> – AES Downtime
<b>2415</b>	AES Citation Legend	32	Optional	Intl	Appropriate citation legend for the type entered in Field ID 2414 (AES Citation Type Code).
<b>2416</b>	Instructions for Undeliverable Packages	2	Optional	Dom	This field is used for the endorsements/delivery options specific to SmartPost. Valid values: <b>0</b> – No Endorsement (Default) <b>1</b> – Carrier Leave if No Response <b>2</b> – Address Correction Requested <b>3</b> – Forwarding Service Requested <b>4</b> – Return Service Requested <b>5</b> – Change Service Requested When shipping packages less than 1 lb., the <b>2</b> – Address Correction Requested and <b>4</b> – Return Service Requested are available FedEx SmartPost services. If the Ancillary Endorsements field is left blank, then the default value is <b>4</b> – Return Service Requested. All other FedEx SmartPost services defaults to <b>0</b> – No Endorsement.
<b>2417</b>	Service Type/Postal Indicia	2	<b>Required</b>	Dom	This field is required for FedEx SmartPost service. The FedEx SmartPost service type to be used to ship the package, and indicates type of shipment and postal information placed in the “stamp” area of the label. Valid values: <b>1</b> – Parcel Select Lightweight <b>2</b> – Reserved for Future Use <b>3</b> – Bound Printed Matter <b>5</b> – Media <b>6</b> – Parcel Select <i>Note: <b>4</b> – Priority Mail is no longer supported for SmartPost.</i> ParcelSelectLightweight is only valid for packages less than 1 lb and ParcelSelect is only valid for packages greater than or equal to 1 lb.

Table 34. Field List in Numeric Order by Field ID, continued

Field ID	Field Name	Max Length	Required/ Optional	Valid For	Comments
					For a FedEx SmartPost shipment, when Field 1274 (Service Type) is submitted in an 020/120 Global Ship Request/Reply, 002/102 Domestic Rate Request/Reply, or an 052/152 International Rate Request/Reply transaction, then Field 2417 will be ignored if it is provided in the same transaction.
2418	Delivery Confirmation Barcode	30		Dom	<p>The CODABAR linear bar code containing the Delivery Confirmation Number (DCN). This bar code is generated for SmartPost shipments.</p> <p>The DCN is generated based on System Settings. The DCN prints on the SmartPost label beneath the DCN bar code.</p> <p>DCN contents:</p> <p>Digits 1 – 3: Identifier</p> <p>Digits 4 – 8: Zip Code</p> <p>Digits 9 – 10: Application Id Digits</p> <p>11 – 13: Service Type Code Digits 14</p> <p>– 22: Mailer Id</p> <p>Digits 23 – 29: Unique Serial Number</p> <p>Digit 30: Check Digit</p> <p><i>Note: The last twenty digits (Service Type Code through Check Digit) comprise the tracking number, also known as the Delivery Confirmation number.</i></p>
2425	SmartPost Customer ID	5	Optional	Dom	This field defaults to the FedEx SmartPost Customer ID in the Cafe meter system settings. If the value submitted is different than the Customer ID in the settings for the selected meter, the value in the system settings will take precedence.
2426	Brazil Resident Flag	1	Optional	Dom/Intl	<p>Valid values:</p> <p><b>Y</b> – Brazilian resident</p> <p><b>N</b> – Non-Brazilian resident</p> <p>If Field 50 (Recipient Country Code) = <b>BR</b> – Brazil, then this field is required.</p>
2500	Shipment Level COD Amount	1	Optional	Dom (FedEx Ground only)	<p>Valid values:</p> <p><b>Y</b> – COD Amount entered represents the Amount to be collected for entire Ground Shipment</p>

# Reference Tables

Table 34. Field List in Numeric Order by Field ID, continued

Field ID	Field Name	Max Length	Required/ Optional	Valid For	Comments
					<p><b>N</b> – COD Amount being entered at the package level</p> <p>Default value = <b>N</b></p> <p>If Field 2500 = <b>Y</b>, then the COD amount specified in Field 53 (Shipment Level COD Amount) will be used, and all other occurrences of Field 53 included in the transaction will be ignored.</p>
<b>2700</b>	Print Return Shipper Instructions				
<b>2701</b>	Print Shipment Receipt Flag	1	Optional	Dom	<p><b>Y</b> – Print a shipment receipt</p> <p><b>N</b> – Do not print a shipment receipt (Default)</p>
<b>2702</b>	Print Return Message				
<b>2801</b>	Hub ID	4	Optional	Dom	<p>This field corresponds to the configured value on the FedEx SmartPost Configuration tab. Data Type = <b>N</b></p> <p>Default = Selected value on the FedEx SmartPost Configuration screen.</p> <p><i>Note: If the numeric Hub ID field value does not match the value configured for the device on the FedEx SmartPost Configuration tab, then the 120 Global Shipping Reply returns error message: "Invalid SmartPost Hub ID."</i></p>
<b>2803</b>	Non-Machinable Surcharge	11.2	Optional	Dom	<p>This surcharge for FedEx SmartPost shipments will be returned in the 120 Global Shipping Reply when applicable.</p> <p><i>Note: The field length is an implied 2 decimal places.</i></p>
<b>2804</b>	Delivery Confirmation Service Surcharge	11.2	Optional	Dom	<p>This surcharge for SmartPost shipments will be returned in the 120 Global Shipping Reply when applicable.</p> <p><i>Note: The field length is an implied 2 decimal places.</i></p>
<b>2805</b>	ETD Shipment Flag				
<b>2806</b>	ETD Invoice Path				
<b>2807</b>	Invoice Type				
<b>2808</b>	ETD COO Type				
<b>2809</b>	ETD COO Path				

# Reference Tables

Table 34. Field List in Numeric Order by Field ID, continued

Field ID	Field Name	Max Length	Required/ Optional	Valid For	Comments
<b>2810</b>	ETD COO Num copies				
<b>2811</b>	ETD Nafta COO Type				
<b>2812</b>	ETD Nafta COO Path				
<b>2813</b>	ETD Nafta COO Num copies				
<b>2814</b>	Other Trade Doc Path				
<b>2815</b>	ETD Num Copies				
<b>2816</b>	ETD EEI Option				
<b>2824*</b>	Other Trade Document Type	1	Optional	Intl	<b>1</b> – Other Trade Document <b>2</b> – Additional Commercial Invoice <b>3</b> – Additional Proforma Invoice Defaults to <b>1</b> if Field 2814 (Other Trade Doc Path) is set.
<b>2825</b>	Payment Terms	30		Intl	
<b>2826</b>	Originator Name	35	Optional	Intl	Originator or name of company representative if the invoice is being completed on behalf of a company or individual.
<b>2827</b>	Originator Title	35	Optional	Intl	Title associated with the company representative.
<b>2853</b>	Bonus Discount Amount	11.2		Dom	Specifies the valid bonus discount amount for a FedEx Express Account Customer. Returned only if the customer is bonus enabled at the account level or configuration level. This input/output field applies to these transactions: • 020/120 Global Ship Request/Reply • 002/102 Domestic Rate Request/Reply • 052/152 International Rate Request/Reply
<b>2913</b>	Cls Label Combined Dims				
<b>2970</b>	Print Reference Label				
<b>3000</b>	FedEx Ground COD Collection Type	2	Optional	Dom	Specify the type of funds required for FedEx Ground COD shipments: <b>1</b> – Any payment

Table 34. Field List in Numeric Order by Field ID, continued

Field ID	Field Name	Max Length	Required/ Optional	Valid For	Comments
					<b>2</b> – Guaranteed funds <b>3</b> – Currency
<b>3001#</b>	Purchase Order Number	30	Optional	Dom	Number of occurrences per package = 1.
<b>3002#</b>	Ground Invoice Number	30	Optional	Dom	Number of occurrences per package = 1.
<b>3003#</b>	Ground Customer References	30	Optional	Dom	Number of occurrences per package = 1.
<b>3004</b>	AutoPOD Surcharge	11.2			
<b>3005</b>	AOD Surcharge	11.2			
<b>3006</b>	Oversize Surcharge	11.2			
<b>3007</b>	Other Oversize Surcharge	11.2			
<b>3008</b>	FedEx Ground Auto POD Flag	1	Optional	Dom	<b>Y</b> – Indicates Auto Proof of Delivery (POD) via email, fax, or regular mail. <b>N</b> – Default if field is blank.
<b>3009</b>	FedEx Ground AOD Flag	1	Optional	Dom/Intl	<b>Y</b> – Indicates Acknowledgement of Delivery (AOD). Available for intra-country and international Ground shipments. <b>N</b> – Default if field is blank.
<b>3010#</b>	Oversize I Indicator	1	Optional	Dom	Valid values: <b>Y</b> <b>N</b> Number of occurrences per package = 1.
<b>3011#</b>	Oversize II Indicator	1	Optional	Dom	Valid values: <b>Y</b> <b>N</b> Number of occurrences per package = 1.
<b>3013</b>	Non-Standard Packaging Surcharge	11.2		Dom/Intl	

Table 34. Field List in Numeric Order by Field ID, continued

Field ID	Field Name	Max Length	Required/Optional	Valid For	Comments
<b>3014#</b>	FedEx Ground ECOD Flag	1	Optional	Dom	<i>FedEx Ground shipments only.</i> <b>Y</b> – Input Y to select FedEx Ground Electronic C.O.D. service <b>N</b> – Default if field is blank
<b>3015#</b>	FedEx Ground Hazardous Materials Flag <i>See Field 1331 for Dangerous Goods.</i>	1	Optional	Dom	<i>FedEx Ground shipments:</i> <b>Y</b> – Indicates FedEx Ground Hazardous Materials shipments. <b>N</b> – Default if field is blank. Number of occurrences per package = 1.
<b>3018#</b>	Non-Standard Packaging Flag <i>See Dimensions, fields 57 thru 59.</i>	1	Optional	Dom/Intl	<b>Y</b> – Indicates irregular or infrequent packaging for FedEx Ground intra-country and international shipments. <b>N</b> – Default if field is blank. Number of occurrences per package = 1. This input and output field applies to the following transactions: <ul style="list-style-type: none"> <li>• 020/120 Global Ship Request/Reply</li> <li>• 002/102 Domestic Rate Request/Reply</li> <li>• 052/152 International Rate Request/Reply</li> </ul> If Field 3018 is set to Y or y and Field 1273 (Packaging Type) is set to anything other than 1 or 01 – Customer Packaging, then PassPort returns error message, "Non-Standard Packaging special service is not valid with the selected packaging type."
<b>3019</b>	FedEx Home Delivery Signature Flag	1	Optional	Dom	<b>Y</b> – Indicates FedEx Home Delivery Signature Service. <b>N</b> – Default if field is blank.
<b>3020</b>	FedEx Home Delivery Special Service Type	1	Optional	Dom	Valid values: <b>0</b> – No Special Delivery Type (Default) <b>1</b> – Date Certain Delivery <b>2</b> – Evening Delivery <b>3</b> – Appointment Delivery
<b>3021</b>	FedEx Home Delivery Instructions	74	Optional	Dom	Optional information to assist the courier delivering the package.

Table 34. Field List in Numeric Order by Field ID, continued

Field ID	Field Name	Max Length	Required/ Optional	Valid For	Comments
3023	FedEx Home Delivery Date	8	Required	Dom	Required if Field 3020 is set to 1 – Date Certain Delivery. Input the date you want the package delivered using this format: YYYYMMDD; For example, 20070814.
3024	FedEx Delivery Phone Number	10	Optional	Dom	Use this field for FedEx Home Delivery shipments. Input the recipient's phone number. <i>Note: Do not include dashes (-), periods (.), or other special characters in this phone number field.</i>
3025	Carrier Code	4	Optional	Dom	Valid values: <b>FDXA</b> – All <b>FDXG</b> – FedEx Ground <b>FDXS</b> – FedEx SmartPost® If Field 3025 is omitted, or passed with no value, then the field defaults to <b>FDXA</b> which closes all shipments including FedEx SmartPost.
3027	Rural/Residential Surcharge	11.2			
3035	ShipAlert Fax Number <i>See fields 1203 thru 1206.</i>	15	Optional	Dom/Intl	Required if Field 1206 (Other Delivery Notification Flag) is Y and Field 1204 (Other Email Notification Addresses) is blank. If both fax number and email IDs are provided, ignore this field.
3037	Home Delivery Alternate Phone Number				
3038	Home Delivery Signature Service Surcharge	11.2			
3039	Home Delivery Date Certain Surcharge	11.2			
3040	Home Delivery Appointment Surcharge	11.2			
3041	Home Delivery Evening Delivery Surcharge	11.2			
3045	Ground COD Reference Selection Code				
3059#	Shipment Integrity Number <i>See fields 3001, 3002, and 3003.</i>	30	Optional	Dom	<i>FedEx Ground/Home Delivery:</i> Optional references, in addition to fields 3001, 3002, 3003. Number of occurrences per package = 1.

Table 34. Field List in Numeric Order by Field ID, continued

Field ID	Field Name	Max Length	Required/ Optional	Valid For	Comments
3066#	DOT Shipping Name of Material (Part 1)	45	Required	Dom/Intl	Required when shipping Hazardous Materials. Number of occurrences per package = 1.
3067#	Hazardous Class or Division Number	25	Required	Dom/Intl	Required when shipping Hazardous Materials. Number of occurrences per package = 1.
3068#	Hazardous Materials Identification Number	11	Required	Dom/Intl	Required when shipping Hazardous Materials. Number of occurrences per package = 1.
3069#	Packing Group	5	Required	Dom/Intl	Required when shipping Hazardous Materials. Number of occurrences per package = 1.
3070#	Hazardous Materials Weight	5	Required	Dom/Intl	Required when shipping Hazardous Materials. Number of occurrences per package = 1.
3071#	Hazardous Materials Weight Type	3	Required	Dom/Intl	Required when shipping Hazardous Materials. <b>LBS</b> – Pounds <b>KGS</b> – Kilograms Number of occurrences per package = 1.
3072#	Hazardous Materials DOT Label Type	35	Required	Dom/Intl	Required when shipping Hazardous Materials. Number of occurrences per package = 1.
3075#	Hazardous Materials Emergency Phone Number	10	Required	Dom/Intl	Required when shipping Hazardous Materials. Number of occurrences per package = 1. <i>Note: Do not include dashes (–), periods (.), or other special characters in this phone number field.</i>
3076	List Non-Standard Container Surcharge	11			
3077	Hazardous Materials Code				
3078	List Signature Service Surcharge	11			
3079	List Evening Delivery Surcharge	11			

Table 34. Field List in Numeric Order by Field ID, continued

Field ID	Field Name	Max Length	Required/ Optional	Valid For	Comments
<b>3080</b>	List Date Certain Surcharge	11			
<b>3081</b>	List AutoPOD Surcharge	11			
<b>3082</b>	List Appointment Delivery Surcharge	11			
<b>3083</b>	List AOD Surcharge	11			
<b>3084</b>	List Residential Rural Surcharge	11			
<b>3124</b>	Oversize Indicator	1		Dom	<b>1</b> –If <b>RATE</b> indicates Oversize I applied <b>2</b> –If <b>RATE</b> indicates Oversize II applies <b>3</b> – If <b>RATE</b> indicates Oversize III applies
<b>3125</b>	DCS Type	1	Optional	Intl	Valid values: <b>1</b> – DOC Department of Commerce DCS <b>2</b> – DOS Department of State DCS <b>3</b> – Both (DOC and DOS) Default = <b>1</b>
<b>3126</b>	DOS Country Code	11	Optional	Intl	Field 3125 (DCS Type) is required when using this field.
<b>3127</b>	DOS Recipient	35	Optional	Intl	
<b>3135</b>	Billing Number	10	Optional	Dom	This field is the FedEx SmartPost billing number for the shipment.
<b>3145</b>	HAL Location Type	1	Optional	Dom	Type of Location at which the package is held (FedEx Office or FedEx Express Station) This output only field applies to the <i>120 Global Ship Reply</i> transaction. Use with FedEx Express (FDXE) and FedEx Ground (FDXG). Valid values: <b>O</b> – FedEx Office <b>E</b> – FedEx Express Station

Table 34. Field List in Numeric Order by Field ID, continued

Field ID	Field Name	Max Length	Required/ Optional	Valid For	Comments
3146	HAL LOC ID	5	Optional Required for HAL shipping	Dom	Location ID of the selected location at which the package is to be held. This output only field applies to the <i>120 Global Ship Reply</i> transaction. Use with FedEx Express (FDXE) and FedEx Ground (FDXG).
3147	HAL Location Phone Number	15	Optional	Dom	Telephone number of FedEx Hold Location (If available) that the Recipient or Shipper can use to contact the location at which the package is held .  Applies to the <i>020/120 Global Ship Request/Reply</i> transaction. Use with FedEx Express (FDXE) and FedEx Ground (FDXG).
3148	HAL Location Address Line 2	35	Optional	Dom	Second address line of the of the FedEx location where package is held for pickup (if available).  Applies to the <i>020/120 Global Ship Request/Reply</i> transaction. Use with FedEx Express (FDXE) and FedEx Ground (FDXG).
3149	HAL Location Name	40	Optional Required for HAL shipping	Dom	FedEx Location Branded Name of location at which the package is held, such as FedEx Office Print & Ship Center, FedEx Express Ship Center, and so on.  Applies to the <i>020/120 Global Ship Request/Reply</i> transaction. Use with FedEx Express (FDXE) and FedEx Ground (FDXG).
3309	TPC (Third Party Consignee Flag)	1	Optional	Intl	Valid values: <b>Y</b> <b>N</b>  If this field = <b>Y</b> , then Field 23 (Payment Type for Transportation Charges) can only = <b>1</b> – Bill Sender/Prepaid or <b>3</b> – Bill 3 <sup>rd</sup> Party.  If Field 113 (Commercial Invoice Print and Upload Flag) = <b>Y</b> and Field 3309 = <b>Y</b> , then the following Importer of Record fields are required: <ul style="list-style-type: none"> <li>Field 1340 (Recipient ID)</li> <li>Field 169 (Importer Country Code)</li> <li>Field 172 (Importer Address 1)</li> <li>Field 173 (Importer of Record City)</li> </ul>

Table 34. Field List in Numeric Order by Field ID, continued

Field ID	Field Name	Max Length	Required/ Optional	Valid For	Comments
					<p>Field 178 (Importer Phone Number)</p> <p>TPC service is not allowed with Dangerous Goods or Broker Select Option (BSO) shipments.</p>
4027	List Third Party Consignee Surcharge	11.2	Optional	Intl	Returns the list rate surcharge associated with a Third Party Consignee shipment.
4889	List Net Freight Charge	11.2	Optional	Dom/Intl	Returns the List Net Freight Charge, which is the List Freight Charge plus the List Total Surcharges before Canada taxes.
4903#	HazMat Package Quantity and Type	20	Required	Dom/Intl	Required if shipping a hazardous materials package. Number of occurrences per package = 1.
4910#	Ground ORM:ID Indicator	1	Optional	Dom	<p>Number of occurrences per package = 1</p> <p>Valid values:</p> <p><b>Y</b></p> <p><b>N</b></p> <p>Default = <b>N</b></p>
4912	AHS Type	5	Optional	Dom/Intl	<p>Valid values:</p> <p><b>1</b> – AHS Packaging</p> <p><b>2</b> – AHS Weight</p> <p><b>3</b> – AHS Dimension</p> <p><b>4</b> – AHS Freight</p> <p>This input and output field applies to the following transactions:</p> <p>020/120 Global Ship Request/Reply</p> <p>002/102 Domestic Rate Request/Reply</p> <p>052/152 International Rate Request/Reply</p>
4913	List AHS Type	5	Optional	Dom/Intl	<p>Valid values:</p> <p><b>1</b> – AHS Packaging</p> <p><b>2</b> – AHS Weight</p> <p><b>3</b> – AHS Dimension</p> <p><b>4</b> – AHS Freight</p>

Table 34. Field List in Numeric Order by Field ID, continued

Field ID	Field Name	Max Length	Required/ Optional	Valid For	Comments
					<p>This input and output field applies to the following transactions:</p> <ul style="list-style-type: none"> <li>• 020/120 Global Ship Request/Reply</li> <li>• 002/102 Domestic Rate Request/Reply</li> <li>• 052/152 International Rate Request/Reply</li> </ul>
4914	Dry Ice Surcharge	11.2	Optional	Dom/Intl	<p>Valid value = positive amount only</p> <p><i>Note: The field length is an explicit 2 decimal places.</i></p>
4915	List Dry Ice Surcharge	11.2	Optional	Dom/Intl	<p>Valid value = positive amount only</p> <p><i>Note: The field length is an explicit 2 decimal places.</i></p>
4928	IPD Indicator	1	Optional	Intl	<p>International IPD/IDF shipments</p> <p>Valid values:</p> <p><b>1</b> – Delete shipment (MAWB + All the CRNs)</p> <p><b>2</b> – Confirm Shipment (MAWB)</p>
4933	Ground Hazmat Name Of Signatory				
4934	Ground Hazmat Technical Name				
4935	Ground Hazmat Dot ID				
4937	Ground Hazmat SQE Flag				
4938	Ground Hazmat Lithium Battery Flag				
4939	Ground Hazmat Offeror Name	22	Required		Prints on OP900LL, OP900LG and OP950 in the “Shipper Name” field.
4940	Ground Hazmat Subsidiary Class				
5600	Sender Tendered Notification Flag	1	Optional	Dom/Intl	<p>Flag to provide email notification of “Tendered to FedEx” to the shipper. Use with Field 1201 (Sender’s Email Address).</p> <p>Valid values:</p> <ul style="list-style-type: none"> <li>• 0</li> <li>• 1 (Default)</li> </ul>

# Reference Tables

Table 34. Field List in Numeric Order by Field ID, continued








Field ID	Field Name	Max Length	Required/ Optional	Valid For	Comments
					Use this shipment level input field in the <i>020 Global Ship Request</i> for FedEx Express, FedEx Ground and FedEx SmartPost outbound and return shipments.
<b>5601</b>	Recipient Tendered Notification Flag	1	Optional	Dom/Intl	<p>Flag to provide email notification of "Tendered to FedEx" to the recipient. Use with Field 1202 (Recipient's Email Address).</p> <p>Valid values:</p> <ul style="list-style-type: none"> <li>• </li> <li>•  (Default)</li> </ul> <p>Use this shipment level input field in the <i>020 Global Ship Request</i> for FedEx Express, FedEx Ground and FedEx SmartPost outbound and return shipments.</p>
<b>5602</b>	Broker Tendered Notification Flag	1	Optional	Intl	<p>Flag to provide email notification of "Tendered to FedEx" to the broker. Use with Field 1343 (Broker Email Address).</p> <p>Valid values:</p> <ul style="list-style-type: none"> <li>• </li> <li>•  (Default)</li> </ul> <p>Use this shipment level input field in the <i>020 Global Ship Request</i> for FedEx Express, FedEx Ground and FedEx SmartPost outbound and return shipments.</p>
<b>5603#</b>	Other 1 Tendered Notification Flag	1	Optional	Dom/Intl	<p>Flag to provide email notification of "Tendered to FedEx" to Other 1 email address. Use with Field 1205 (Other 1 Email Notification Address).</p> <p>Valid values:</p> <ul style="list-style-type: none"> <li>• </li> <li>•  (Default)</li> </ul> <p>There is a maximum of three occurrences per transaction.</p> <p>Use this shipment level input field in the <i>020 Global Ship Request</i> for FedEx Express, FedEx Ground and FedEx SmartPost outbound and return shipments.</p>
<b>5604#</b>	Other 2 Tendered Notification Flag	1	Optional	Dom/Intl	<p>Flag to provide email notification of "Tendered to FedEx" to Other 2 email address. Use with Field 1207 (Other 2 Email Notification Address).</p> <p>Valid values:</p> <ul style="list-style-type: none"> <li>• </li> </ul>

Table 34. Field List in Numeric Order by Field ID, continued

Field ID	Field Name	Max Length	Required/ Optional	Valid For	Comments
					<p>· (Default)</p> <p>There is a maximum of three occurrences per transaction.</p> <p>Use this shipment level input field in the <i>020 Global Ship Request</i> for FedEx Express, FedEx Ground and FedEx SmartPost outbound and return shipments.</p>
6112	ETD Electronic Letter Head Ind				
6113	ETD Electronic Signature Flag				
6114	ETD Electronic Letter Head Path				
6115	ETD Electronic Signature Path				

## Glossary

Table 35. Glossary

Acronym	Description
ADG	Accessible Dangerous Goods
AHS	Additional Handling Surcharge
AOD	Acknowledgment of Delivery
APAC	Asia Pacific
ASCII	American Standard Code for Information Interchange
ASR	Adult Signature Required
ASTRA	Advanced Sorting Tracking Routing Assistance
ATA	Admission Temporaire/ Temporary Admission (combination of French and English phrases)

Table 35. Glossary, continued

Acronym	Description
BSO	Broker Select Option
CCI	Consolidated Commercial Invoice
CFR	Cost and Freight
CI	Commercial Invoice
CIF	Cost, Insurance and Freight
CIP	Cost and Insurance Paid
CIV	Civil End Users
COD, C.O.D.	Collect on Delivery
CPT	Carriage Paid To
CRN	Child Routing Number
DAP	Delivered at Place: Seller pays for carriage to the named place, except for costs related to import clearance, and assumes all risks prior to the point that the goods are ready for unloading by the buyer.

Table 35. Glossary, continued

Acronym	Description
DAT	Delivered at Terminal: Seller pays for carriage to the terminal, except for costs related to import clearance, and assumes all risks up to the point that the goods are unloaded at the terminal.
DEA	Drug Enforcement Agency
DCS	Destination Control Statement
DDP	Delivery Duty Paid
DDU	Delivery Duty Unpaid
DG	Dangerous Goods
DIM weight	Dimensional (volume) weight; the minimum weight allowance for a package of a given size
DOC	Department of Commerce
DOS	Department of State
DOT	Department of Transportation
DSR	Direct Signature Required
EAR	Export Administration Regulations
ECOD	Electronic Collect on Delivery
EDV	Excess Declared Value
EEI	Electronic Export Information
EIN	Employer Identification Number
EMEA	Europe, the Middle East, and Africa
EPDI	Electronic Package Detail Information
EXW	Ex Works
FA	Forwarding Agent
FCA	Free Carrier

Table 35. Glossary, continued

Acronym	Description
FICE	FedEx International Controlled Export
FOB	Free on Board
FTR	Foreign Trade Regulations
GBS	Shipments to B Countries
GIF	Graphics Interchange Format
HAL	Hold At FedEx Location
HazMat	Hazardous Materials
HST	Harmonized Sales Tax
HTML	HyperText Markup Language
IATA	International Air Transport Association
IDF	International Direct Distribution Freight
IDG	Inaccessible Dangerous Goods
IE	International Economy
IED	International Economy Distribution
IEFS	International Economy Freight Service
IGDD	International Ground Direct Distribution
INCOTERMS	International Commercial Terms
IOR	Importer of Record
IP	International Priority
IPBSO	International Priority Broker Select Option
IPD	International Priority Direct Distribution
IRS	Internal Revenue Service
ITAR	International Traffic in Arms Regulations

Table 35. Glossary, continued

Acronym	Description
ITN	Internal Transaction Number
IVA	Impuesto al Valor Agregado (means "value-added tax" in Spanish)
LAC	Latin America and the Caribbean
LVS	Limited Value Shipments
MAWB	Master Air Waybill
MPS	Multiple-Piece Shipment
NAFTA	North America Free Trade Agreement
NMP	New Mexican Peso
ORM-D	Other Regulated Materials-Domestic
PHMSA	Pipeline and Hazardous Materials Safety Administration
PIB	Personal, Interoffice, and Business
POD	Proof of Delivery
PR	Puerto Rico
PST	Provincial Sales Tax

Table 35. Glossary, continued

Acronym	Description
RET	Routed Export Transaction
RMA	Return Materials Authorization
ROW	Rest of World
SED	Shipper's Export Declaration
SPOC	Single Point Of Clearance
TD	Transborder Distribution
TPC	Third Party Consignee
URSA	Universal Routing and Sorting Aid
US	United States
USPS	United States Postal Service
VI	Virgin Islands
WISC	FedEx Web Integrated Solutions Consultation Team
ZIP	Zone Improvement Plan code